



US00D346632S

# United States Patent [19]

[11] Patent Number: **Des. 346,632**

Castellanos

[45] Date of Patent: **\*\* May 3, 1994**

[54] **ISOMETRIC EXERCISER**

4,026,549 5/1977 Gunn ..... 482/124  
4,245,840 1/1981 Van Housen ..... 482/124

[76] Inventor: **Edward Castellanos**, 385 Midland Ave., Unit 14, Garfield, N.J. 07026

**FOREIGN PATENT DOCUMENTS**

[\*\*] Term: **14 Years**

833418 2/1970 Canada ..... 482/125  
562787 10/1932 Fed. Rep. of Germany ..... 482/126  
2112786 6/1972 France ..... 482/126  
2230963 11/1990 United Kingdom ..... 482/125

[21] Appl. No.: **729,815**

**OTHER PUBLICATIONS**

[22] Filed: **Jul. 15, 1991**

The Fitness Store Catalog, 1988, p. 11, Lifeline Men's Tote Gym.

[52] U.S. Cl. .... **D21/198**

[58] Field of Search ..... D8/191, 198; 482/124, 482/125, 126, 121

*Primary Examiner*—Melvin B. Feifer  
*Assistant Examiner*—Philip Hyder  
*Attorney, Agent, or Firm*—Mathews, Woodbridge & Collins

[56] **References Cited**

**U.S. PATENT DOCUMENTS**

|            |         |                       |         |
|------------|---------|-----------------------|---------|
| D. 256,821 | 9/1980  | Weider .....          | D21/191 |
| D. 262,228 | 12/1981 | Docic .....           | D21/198 |
| D. 263,613 | 3/1982  | Henry .....           | D21/198 |
| D. 270,262 | 8/1983  | Rembe .....           | D21/198 |
| D. 274,539 | 7/1984  | Bankier .....         | D21/198 |
| D. 301,271 | 5/1989  | Greenfeld et al. .... | D21/191 |
| 1,010,015  | 11/1911 | Caddy .....           | D21/198 |
| 1,660,234  | 2/1928  | Pezuto .....          | 482/125 |
| 3,589,721  | 9/1969  | Cronauer .....        | 482/125 |
| 3,655,185  | 4/1972  | Kane .....            | 482/125 |
| 3,807,730  | 4/1974  | Dalton et al. ....    | 482/126 |
| 3,966,204  | 6/1976  | Dubach .....          | 482/72  |

[57] **CLAIM**

The ornamental design for an isometric exerciser, as shown and described.

**DESCRIPTION**

FIG. 1 is a perspective view of an isometric exerciser showing my new design; FIG. 2 is a front perspective view thereof; with the center strap in an alternate position; and, FIG. 3 is a side view thereof.

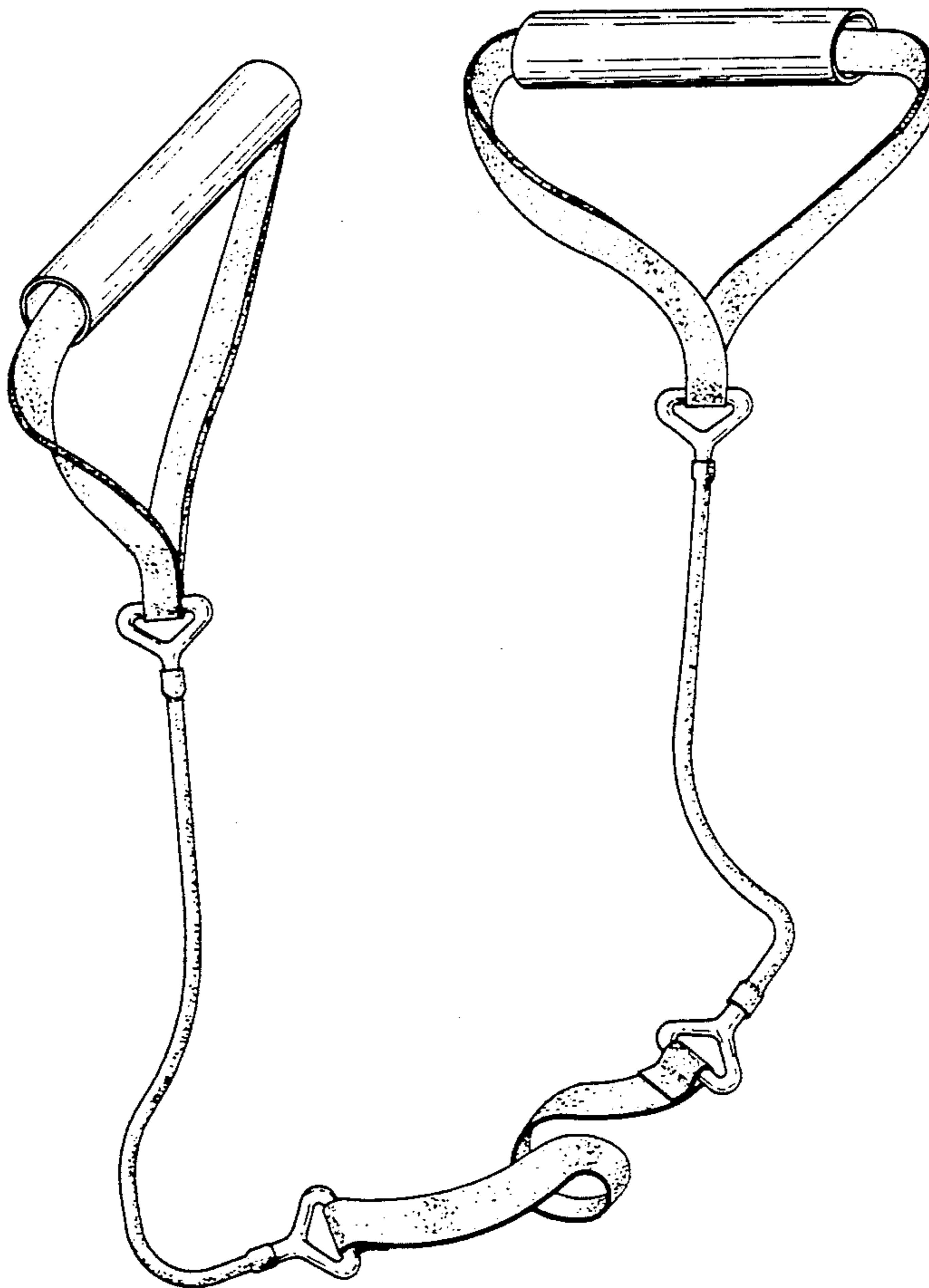


FIG. 1

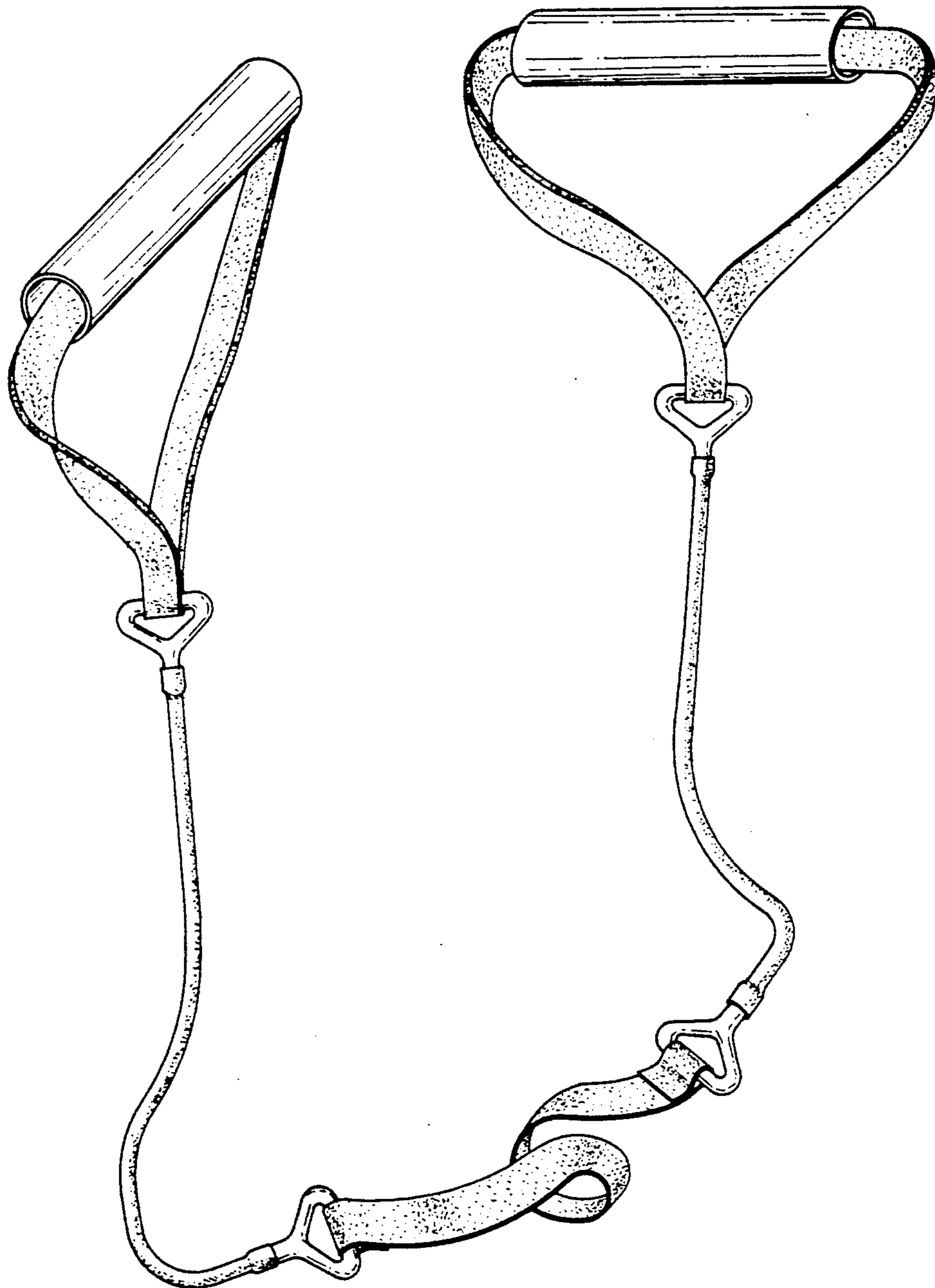



FIG. 2



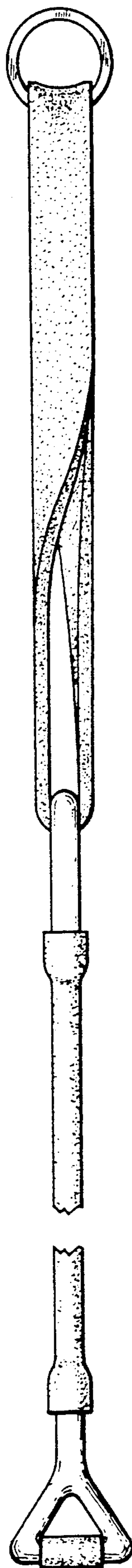


FIG. 3