



US00D346607S

United States Patent [19]

[11] Patent Number: **Des. 346,607**

Bhargava et al.

[45] Date of Patent: **** May 3, 1994**

[54] **EXTENDER ENCLOSURE**

[75] Inventors: **Vikram Bhargava**, Alpharetta, Ga.;
David A. Kutilek, San Bruno, Calif.

[73] Assignee: **Hayes Microcomputer Products, Inc.**,
Norcross, Ga.

[**] Term: **14 Years**

[21] Appl. No.: **942,523**

[22] Filed: **Sep. 9, 1992**

[52] U.S. Cl. **D14/242; D14/107;**
D14/256

[58] Field of Search 174/52.1, 50, 67;
361/641, 658, 673, 679, 724, 728, 730, 825;
379/441, 442; D14/100, 107, 109, 114, 240, 242,
256; D13/162, 164, 184

[56] **References Cited**

U.S. PATENT DOCUMENTS

- D. 269,345 6/1983 Payne, Jr. et al. D14/107
- D. 291,443 8/1987 Pedinielli et al. D14/107
- D. 304,193 10/1989 Lotz D14/256 X
- D. 311,910 11/1990 Pedinielli et al. D14/107

- D. 314,746 2/1991 Benjamin et al. D14/256 X
- D. 316,853 5/1991 Dickey D14/107
- D. 334,917 4/1993 Miyamoto D14/109 X
- D. 339,788 9/1993 Léman et al. D14/240 X
- D. 339,807 9/1993 Tattari et al. D14/240
- D. 340,059 10/1993 Wetzel et al. D14/107 X
- 3,896,384 7/1975 Henderson 174/52.1 X

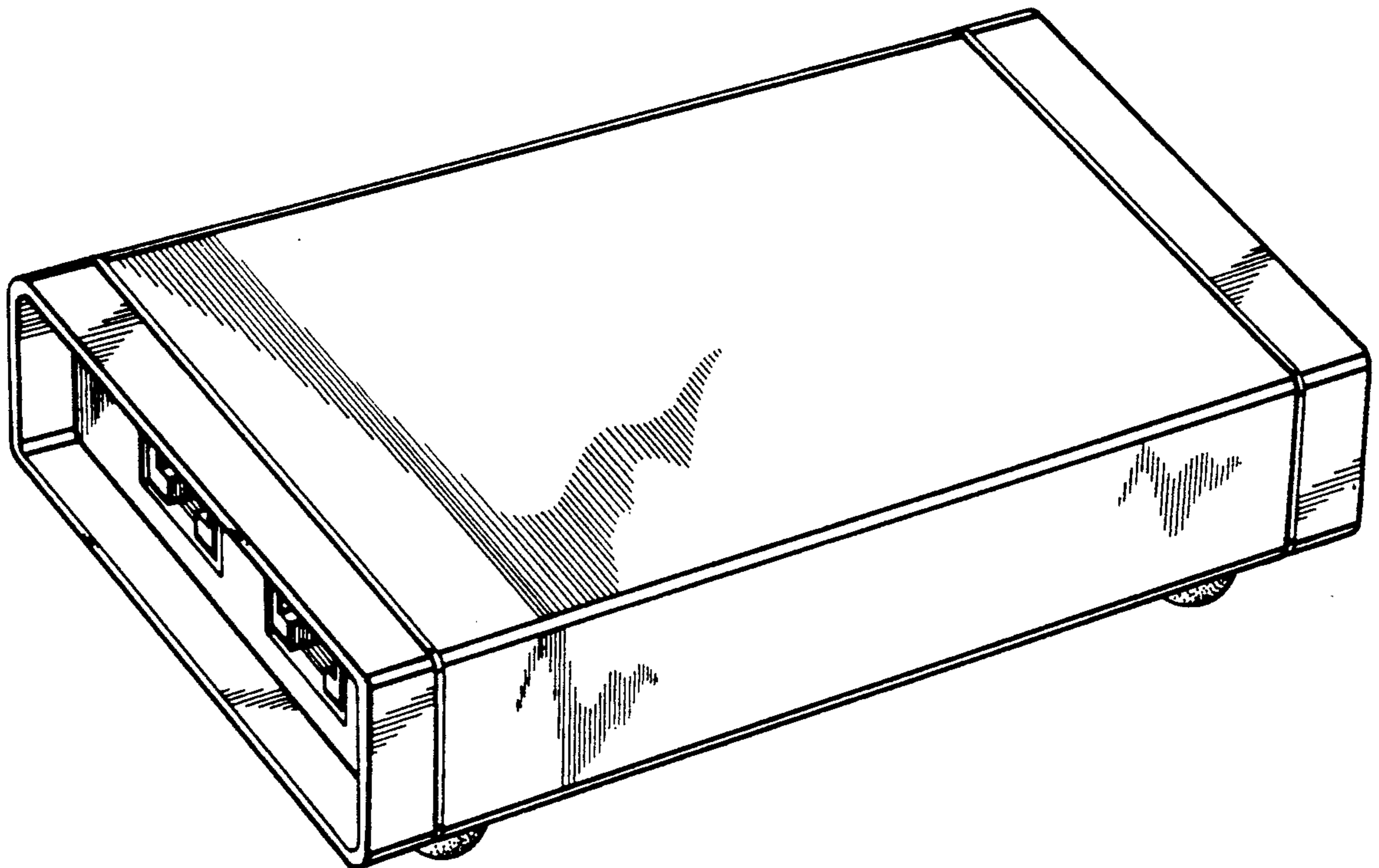
Primary Examiner—Alan P. Douglas
Assistant Examiner—Jeffrey Asch
Attorney, Agent, or Firm—Jones & Askew

[57] **CLAIM**

The ornamental design for an extender enclosure, as shown and described.

DESCRIPTION

FIG. 1 is a front side perspective view of the extender enclosure showing our new design; FIG. 2 is a top plan view thereof; FIG. 3 is a bottom plan view thereof; FIG. 4 is a right side elevation view thereof; FIG. 5 is a left side elevation view thereof; and, FIG. 6 is a front side elevation view thereof. FIG. 6 is also representative of the back side elevation view as it is identical to the front side elevation view.






FIG 1




FIG 2

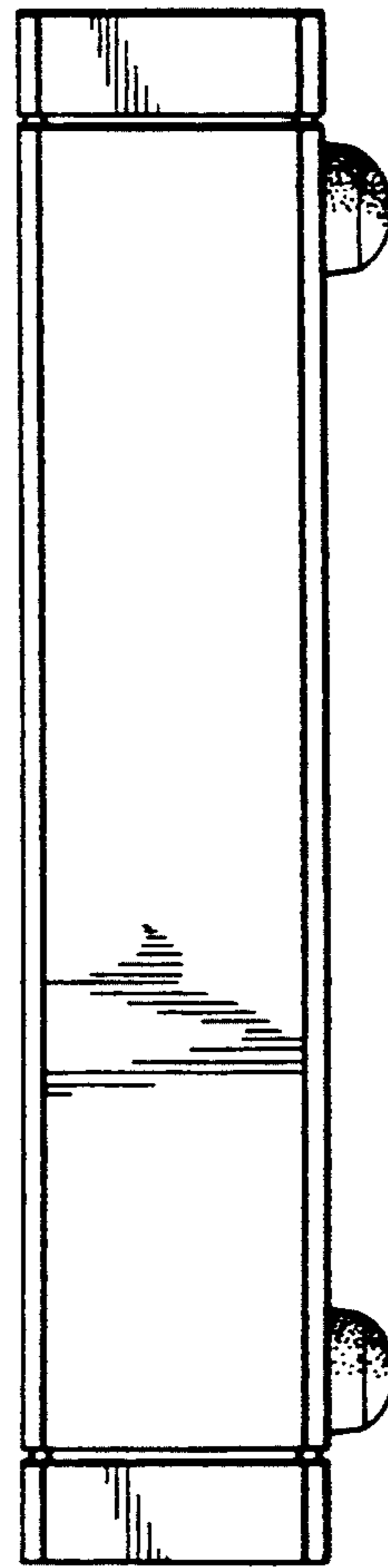


FIG 6




FIG 5




FIG 3




FIG 4