



US00D346598S

United States Patent [19]

[11] Patent Number: **Des. 346,598**

McCay et al.

[45] Date of Patent: **** May 3, 1994**

[54] **TRANSCIVER MODULE FOR A TABLE-TOP TELECONFERENCING SYSTEM**

[75] Inventors: **James McCay**, New York; **Jeremy F. Skene**, Mount Sinai; **Steven Vordenberg**, New York, all of N.Y.

[73] Assignee: **Coherent Communications Systems Corporation**, Hauppauge, N.Y.

[**] Term: **14 Years**

[21] Appl. No.: **850,789**

[22] Filed: **Apr. 28, 1992**

[52] U.S. Cl. **D14/137; D14/159; D14/225; D14/243**

[58] Field of Search **379/419, 428, 440, 420, 379/444; D14/188, 137, 138, 140, 142, 149, 159, 204, 240, 241, 242, 243, 155, 225; D18/7**

[56] **References Cited**

U.S. PATENT DOCUMENTS

D. 220,105 3/1971 Small D14/106

D. 262,625 1/1982 Genard et al. D14/149
D. 292,283 10/1987 Matsuda et al. D14/240
D. 321,866 11/1991 Newhouse D14/106
D. 325,733 4/1992 Suzuki et al. D14/137
D. 327,479 6/1992 Britz D14/225
D. 331,060 11/1992 Emmons et al. D14/218
D. 331,254 11/1992 Hiromori D18/7

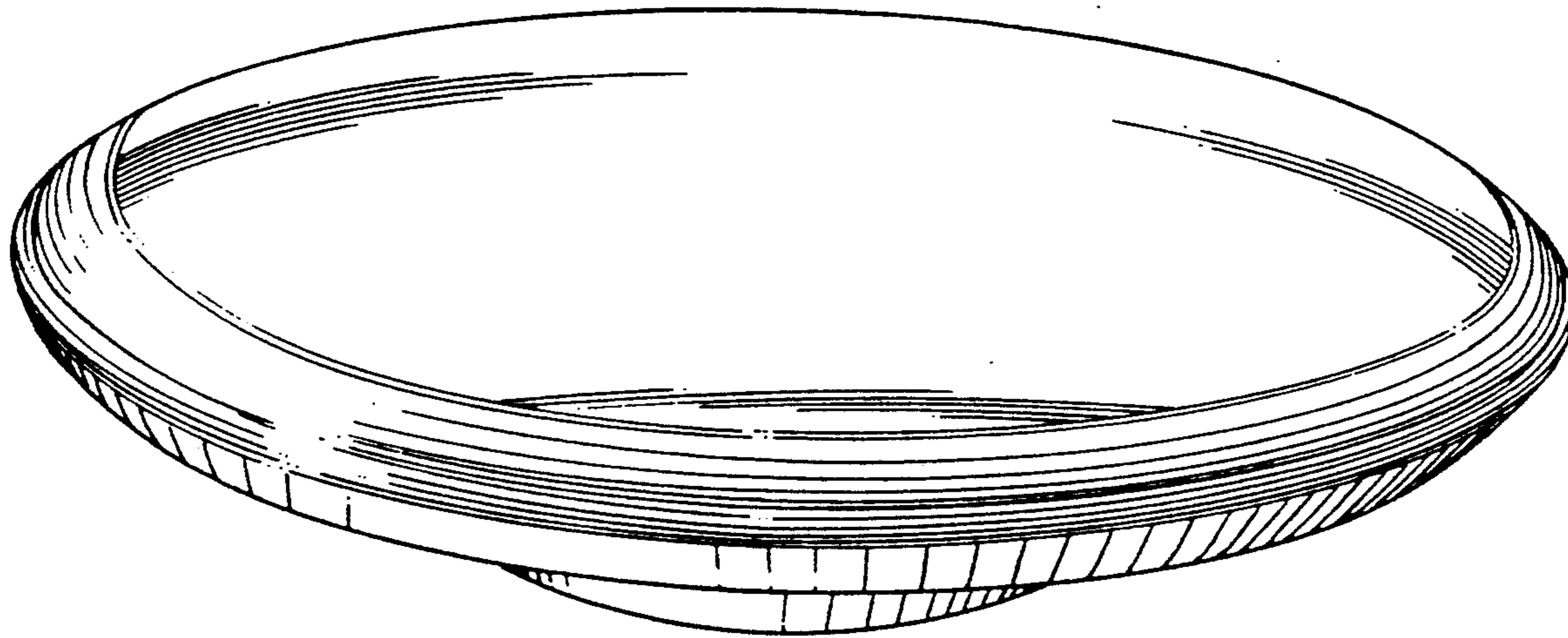
Primary Examiner—Nelson C. Holtje
Assistant Examiner—Jeffrey Asch
Attorney, Agent, or Firm—Dann, Dorfman, Herrell and Skillman

[57] **CLAIM**

The ornamental design for a transceiver module for a table-top teleconferencing system, as shown and described.

DESCRIPTION

FIG. 1 is a perspective view of a transceiver module for a table-top teleconferencing system showing our new design;
FIG. 2 is a typical side elevational view thereof;
FIG. 3 is a top plan view thereof; and,
FIG. 4 is a bottom plan view thereof.



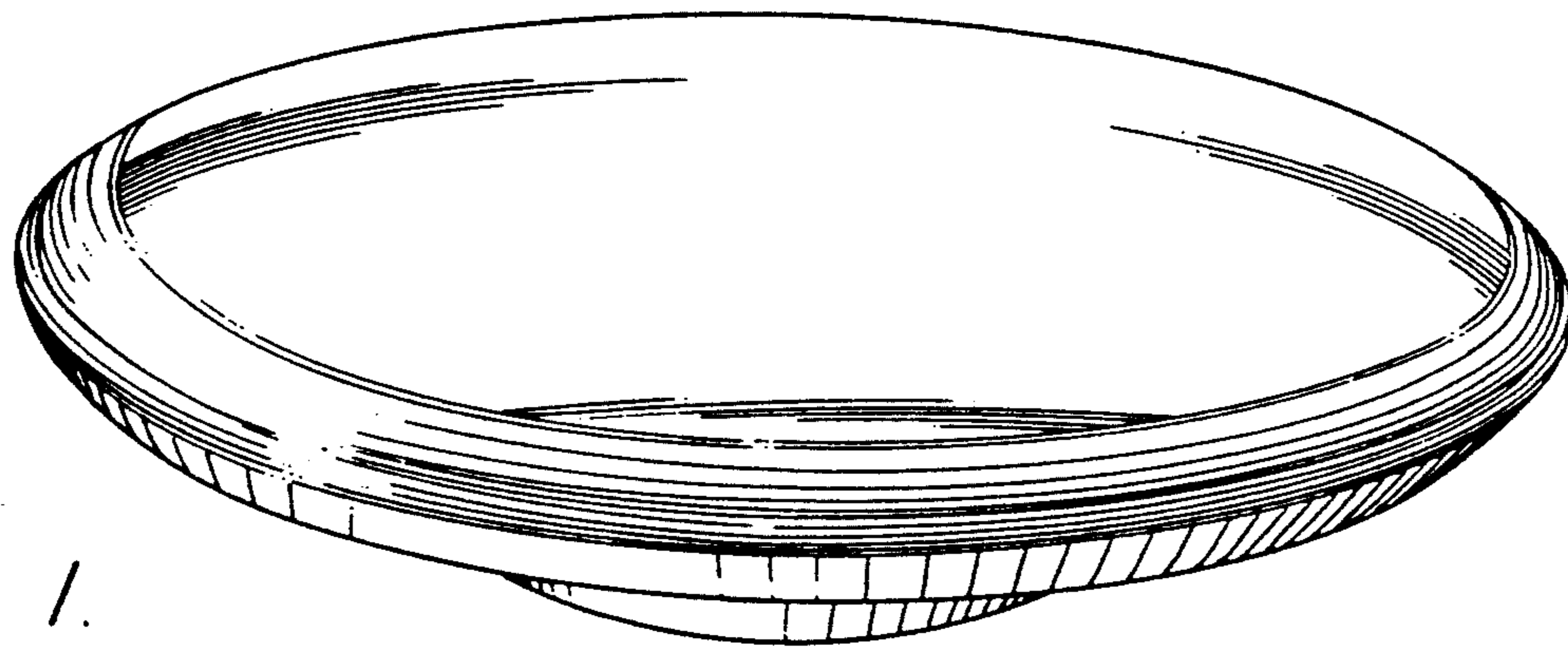


FIG. 1.

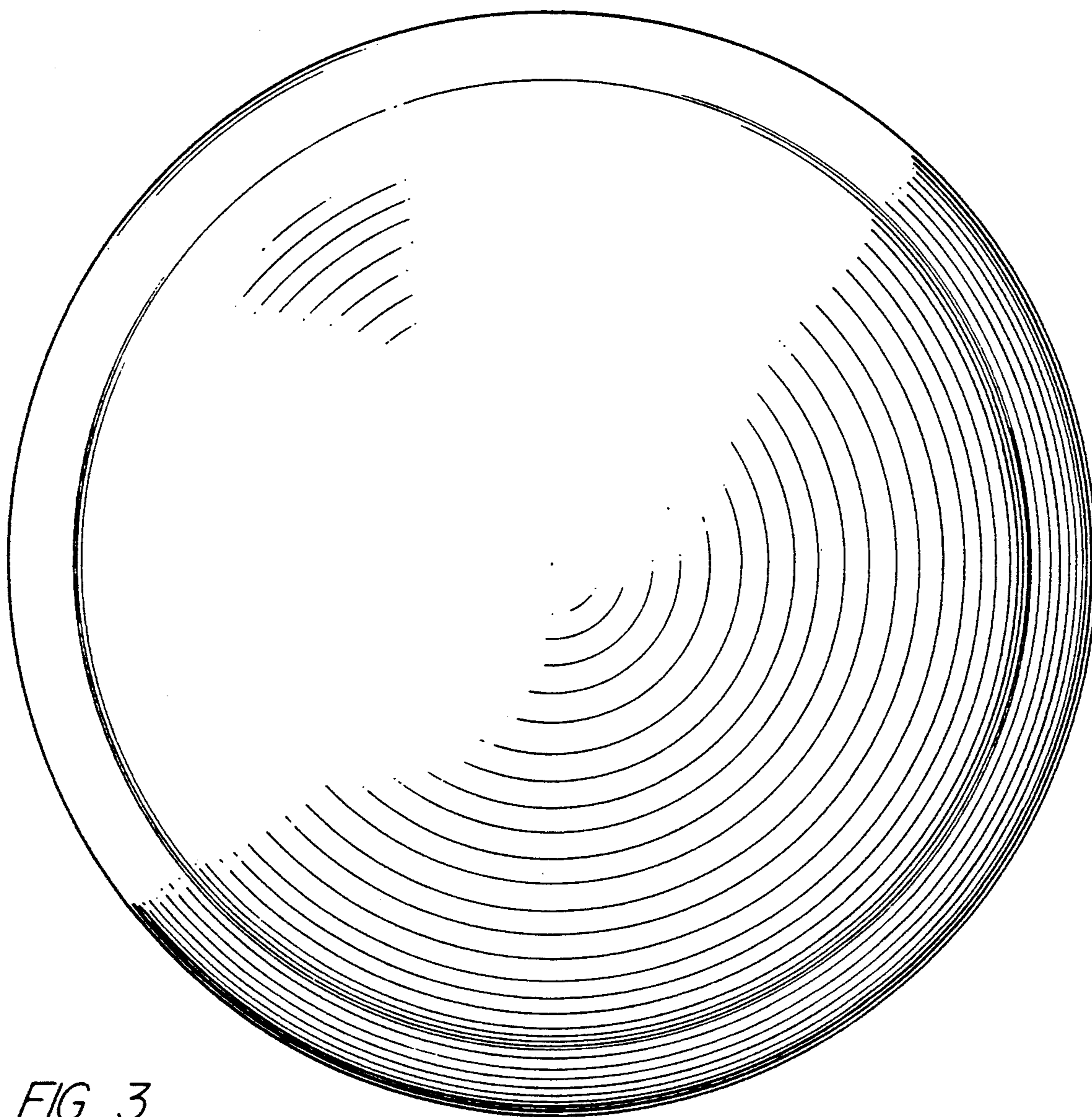


FIG. 3.

FIG. 2.

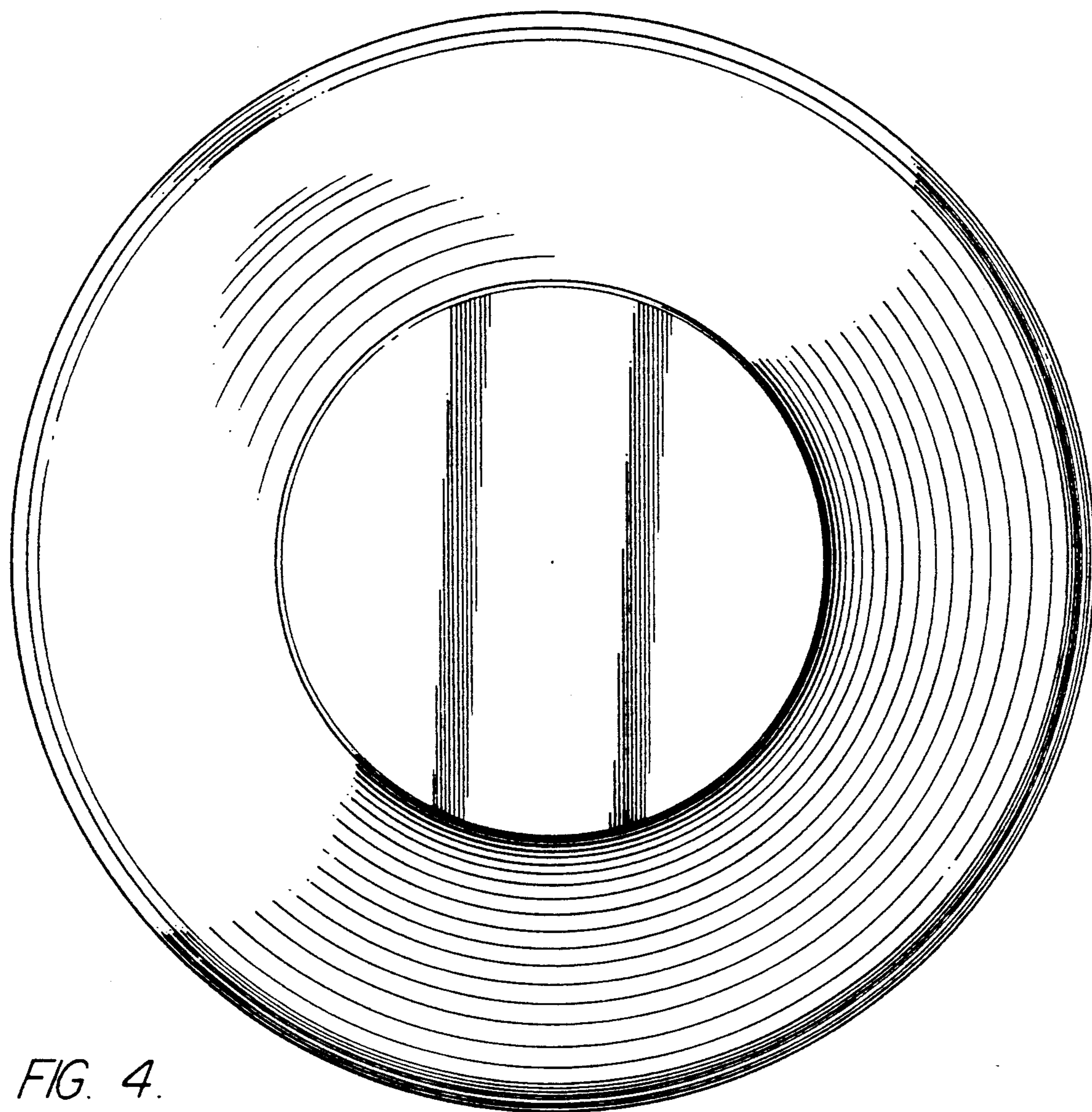
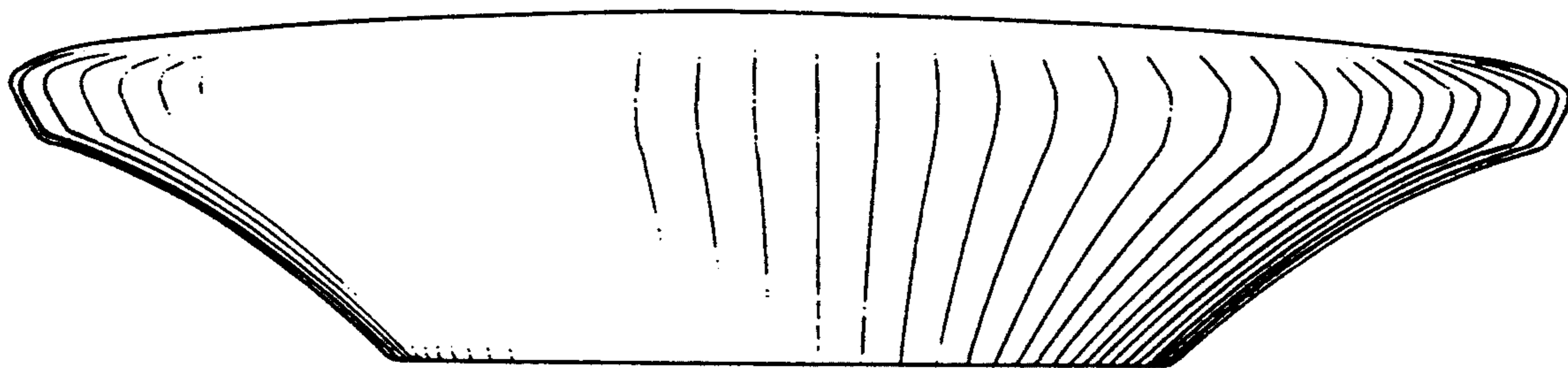


FIG. 4.