



US00D346590S

United States Patent [19]

[11] Patent Number: **Des. 346,590**

Gluskoter

[45] Date of Patent: **** May 3, 1994**

[54] PERSONAL COMPUTER

[75] Inventor: **Steven D. Gluskoter, Houston, Tex.**

[73] Assignee: **Compaq Computer Corporation, Houston, Tex.**

[**] Term: **14 Years**

[21] Appl. No.: **877,606**

[22] Filed: **May 1, 1992**

[52] U.S. Cl. **D14/100**

[58] Field of Search **360/99.12;**
361/390-395; D14/100, 102, 108, 109;
D13/162, 184, 199

[56] References Cited

U.S. PATENT DOCUMENTS

D. 293,675	1/1988	Yokoi et al.	D14/100
D. 304,332	10/1989	Hara	D14/109
D. 306,432	3/1990	Kato et al.	D14/100
D. 308,514	6/1990	Sottsass	D14/100
D. 331,228	11/1992	Toedter	D14/100

OTHER PUBLICATIONS

Business Systems Electrical Communication-vol. 61 No. 3 1987 p. 333 PS300 personal computer (above left).

Primary Examiner—Susan J. Lucas

Assistant Examiner—Freda S. Nunn


Attorney, Agent, or Firm—James R. Burdett; L. Jon Lindsay

[57] CLAIM

The ornamental design for a personal computer, as shown and described.

DESCRIPTION

FIG. 1 is a front, top, right side perspective view of a personal computer showing my new design; FIG. 2 is a front elevational view thereof; FIG. 3 is a left side elevational view thereof; FIG. 4 is a right side elevational view thereof; FIG. 5 is a top plan view thereof; FIG. 6 is a rear elevational view thereof; and, FIG. 7 is a bottom plan view thereof.



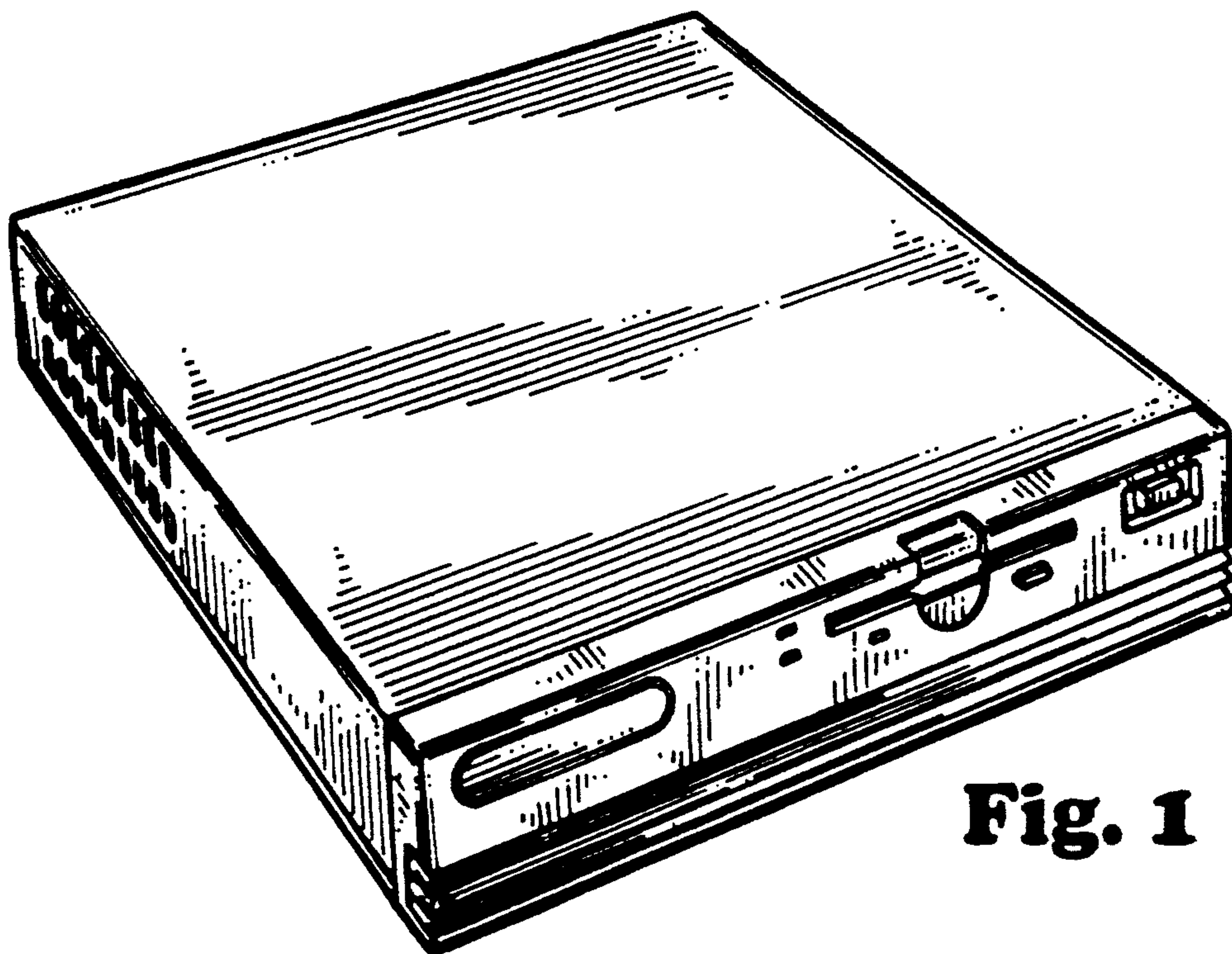


Fig. 1

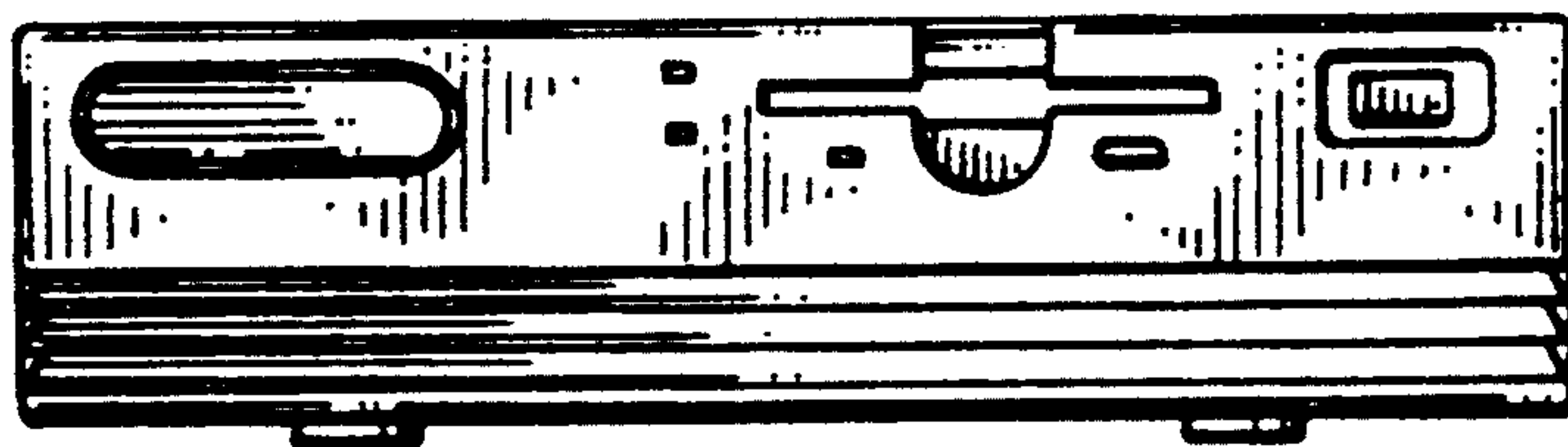


Fig. 2

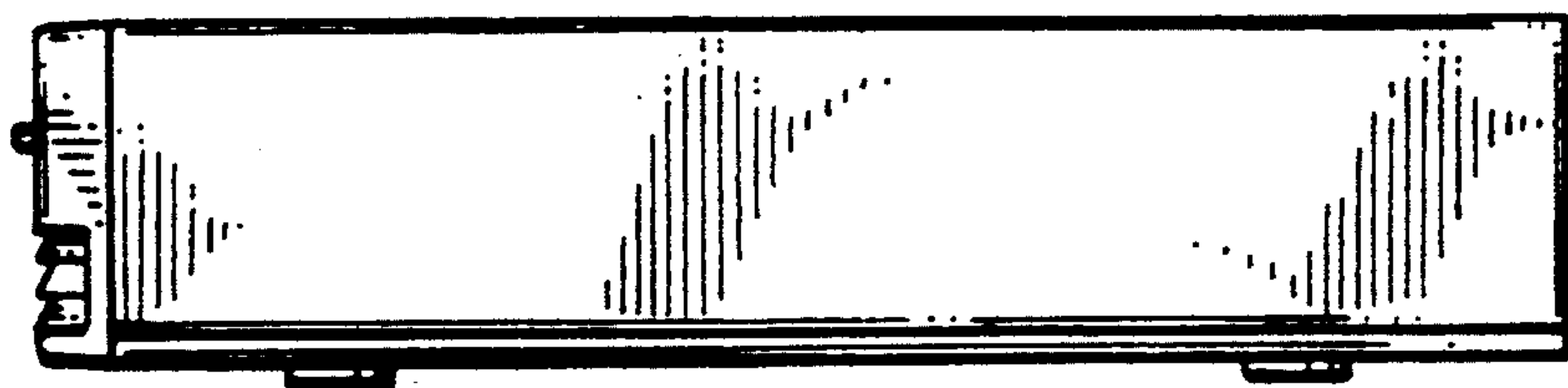


Fig. 3

Fig. 4

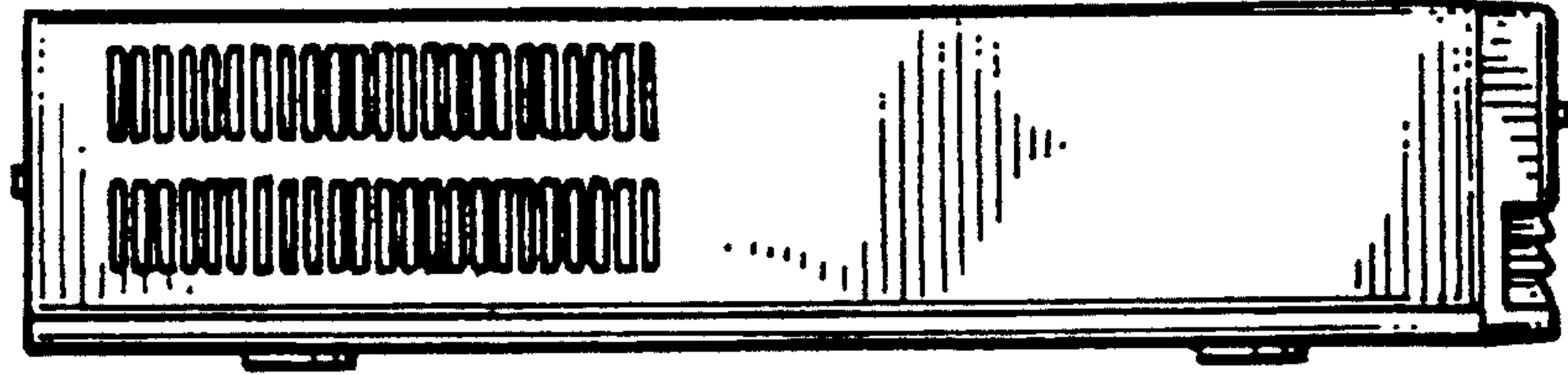


Fig. 5




Fig. 6

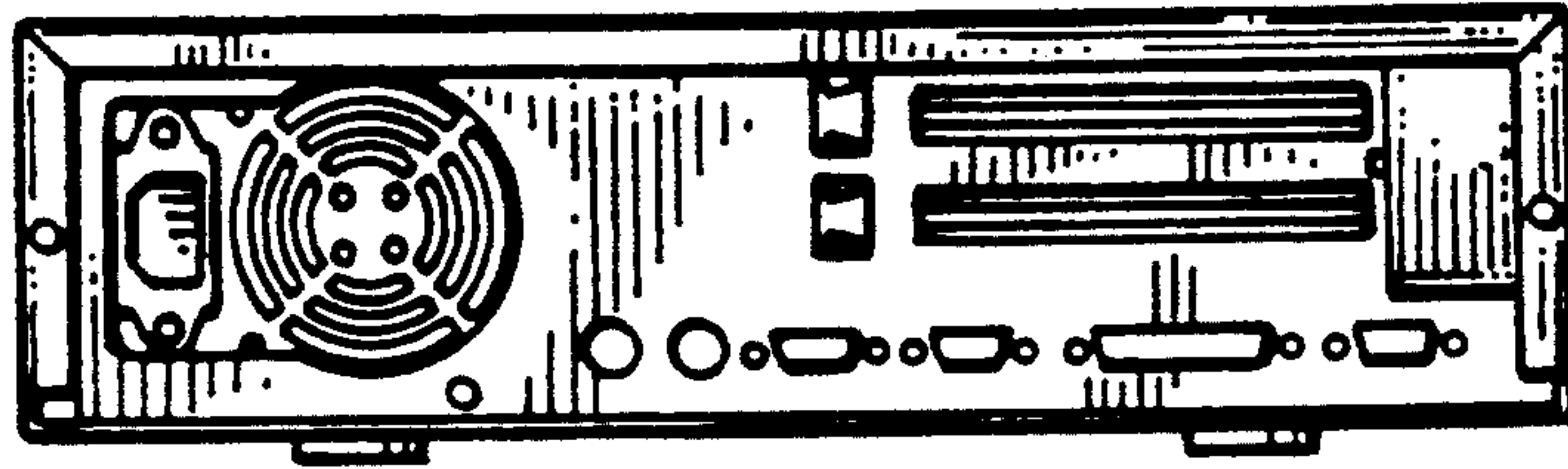


Fig. 7

