



US00D346569S

United States Patent [19]

[11] Patent Number: **Des. 346,569**

Lovato

[45] Date of Patent: **** May 3, 1994**

[54] **BUCKLE**

[56] **References Cited**

[75] Inventor: **Attilio Lovato, Pino Torinese, Italy**

U.S. PATENT DOCUMENTS

48,250 12/1915 Kuehn D11/200 X
55,082 5/1920 Rounseville D11/218 X

[73] Assignee: **ITW Fastex Italia S.p.A., Torin, Italy**

Primary Examiner—A. Hugo Word
Assistant Examiner—R. Seifert
Attorney, Agent, or Firm—Schwartz & Weinrieb

[**] Term: **14 Years**

[57] **CLAIM**

[21] Appl. No.: **794,179**

The ornamental design for buckle, as shown.

[22] Filed: **Nov. 18, 1991**

DESCRIPTION


[30] **Foreign Application Priority Data**

May 17, 1991 [IT] Italy T0910-000120

[52] U.S. Cl. **D11/218; D11/200**

[58] Field of Search 24/633, 631, 641, 616,
24/200, 197, 163 R, 196, 68 F; D8/356, 394,
395; 297/467; D11/200, 215-218, 87, 212

FIG. 1 is a top plan view of a buckle showing my new design;
FIG. 2 is a right side elevational view thereof;
FIG. 3 is a front elevational view thereof;
FIG. 4 is a bottom plan view thereof;
FIG. 5 is a left side elevational view thereof;
FIG. 6 is a rear elevational view thereof; and,
FIG. 7 is a sectional view taken along the lines 7—7 of FIG. 1.






Fig. 1

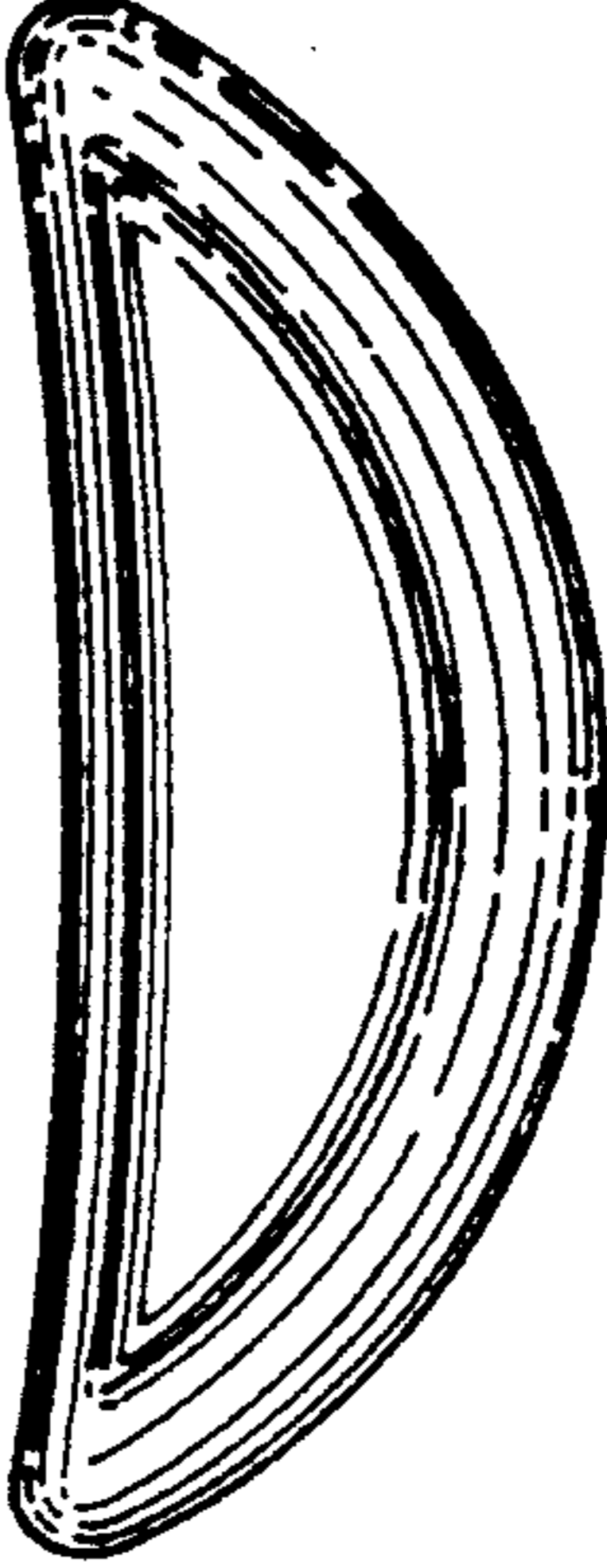


Fig. 3




Fig. 2

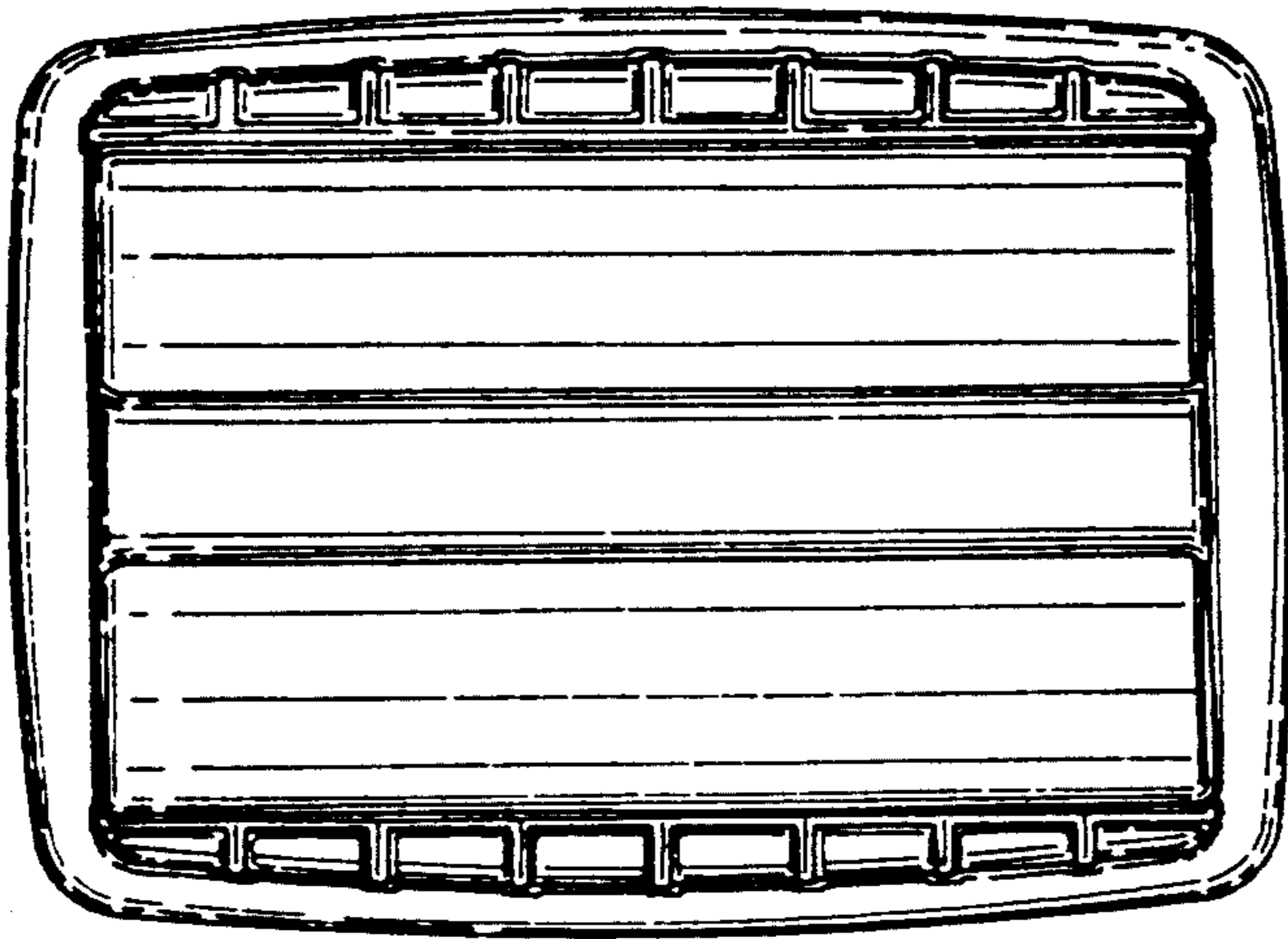


Fig. 4

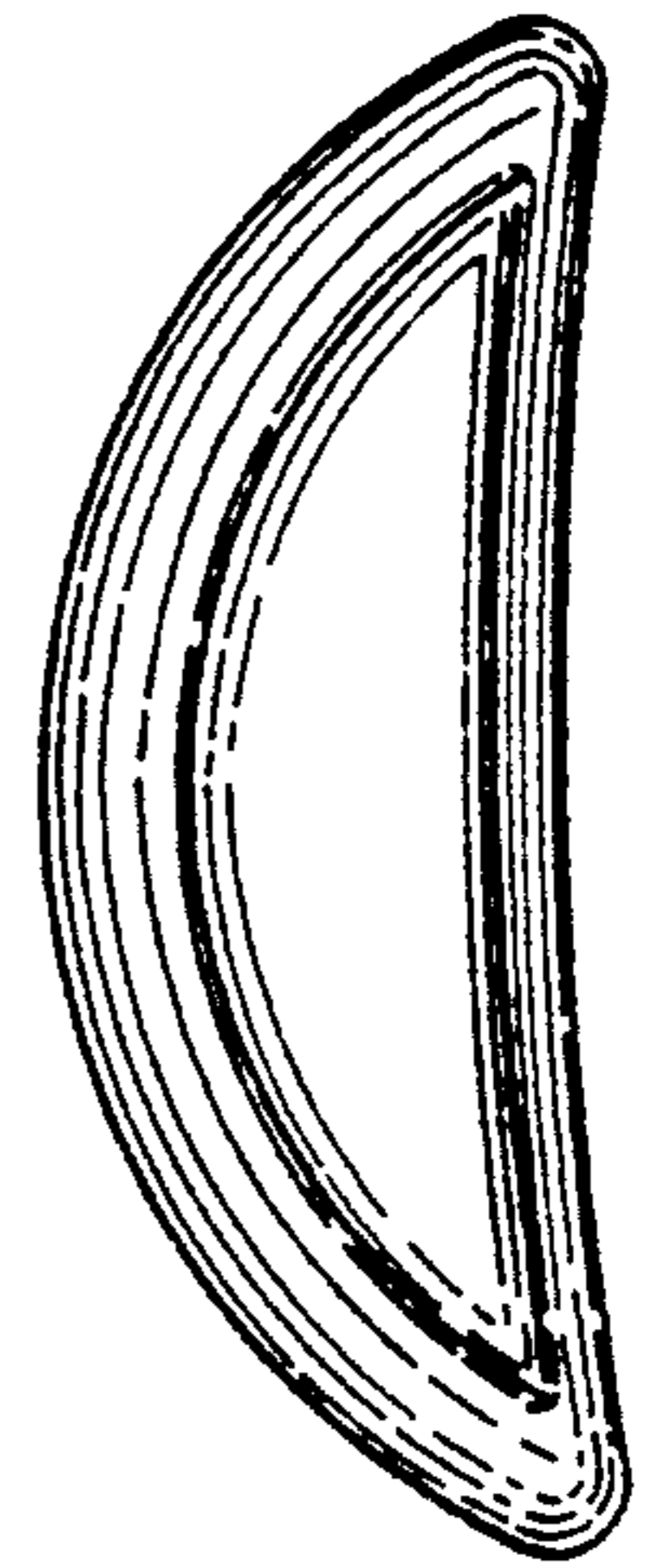


Fig. 6




Fig. 5

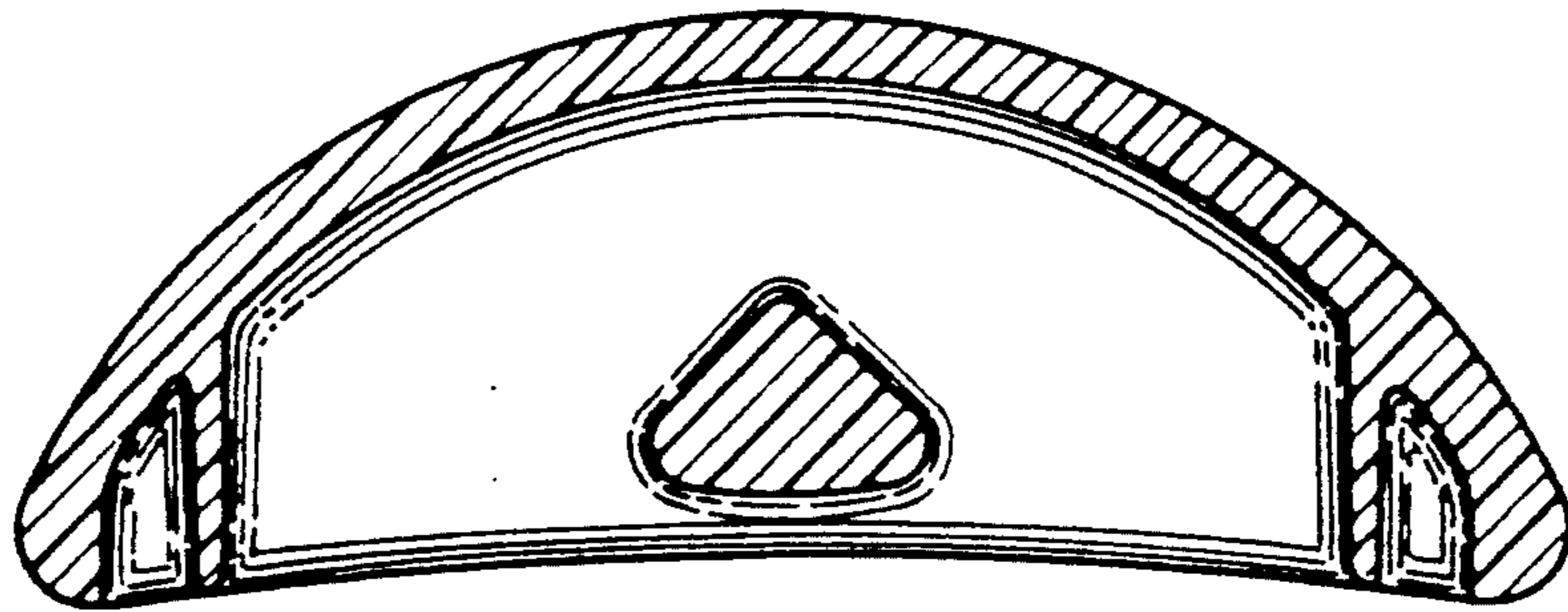


Fig. 7