



US00D346565S

United States Patent [19]
Kaneko

[11] **Patent Number: Des. 346,565**
[45] **Date of Patent: ** May 3, 1994**

[54] **WATCH DIAL**

[75] **Inventor: Ryoichi Kaneko, Tokyo, Japan**

[73] **Assignee: Seikosha Co., Ltd., Japan**

[**] **Term: 14 Years**

[21] **Appl. No.: 709,134**

[22] **Filed: May 31, 1991**

[52] **U.S. Cl. D10/126; D20/30;
D10/34**

[58] **Field of Search 368/223, 228, 232, 285;
D10/1-39, 122-132**

[56] **References Cited**

U.S. PATENT DOCUMENTS

D. 71,973 2/1927 Huber D10/7 X
D. 165,010 10/1951 Koplar D10/7
D. 335,457 5/1993 Mizuno D10/6

OTHER PUBLICATIONS

Symbol Source Book-p. 140.

Primary Examiner—Nelson C. Holtje

Attorney, Agent, or Firm—Bruce L. Adams; Van C. Wilks

[57] **CLAIM**

The ornamental design for a watch dial, as shown and described.


DESCRIPTION

FIG. 1 is a front elevational view of a watch dial showing my new design;

FIG. 2 is a rear elevational view thereof;

FIG. 3 is a top plan view thereof, the bottom being the same in appearance as the top; and,

FIG. 4 is a right side elevational view thereof, the left side being the same in appearance as the right side.






FIG. 1



FIG. 4

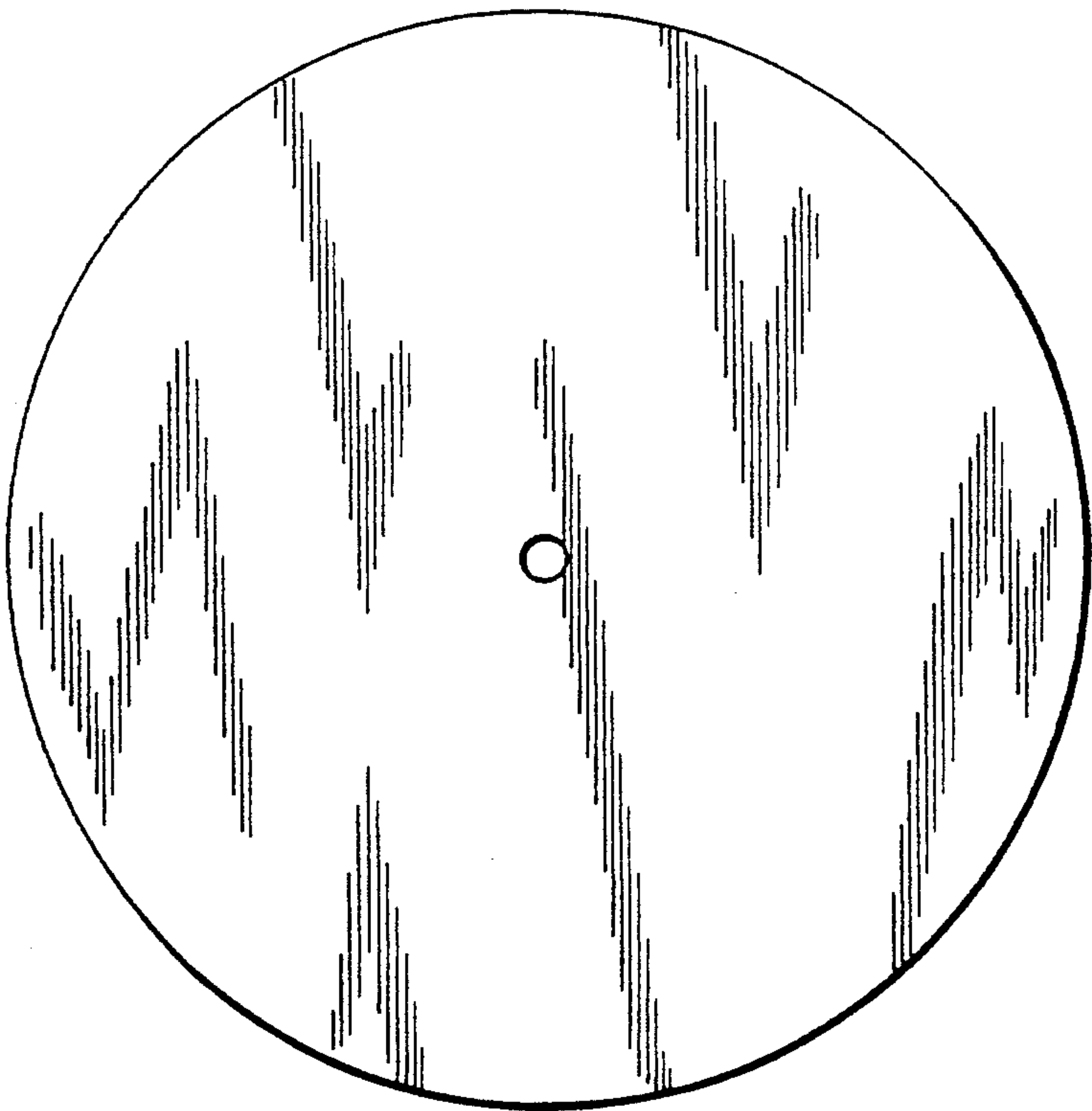


FIG. 2

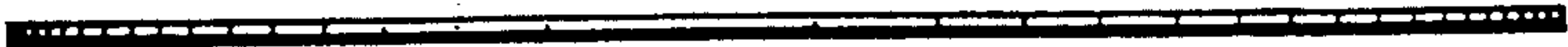


FIG. 3