



US00D346543S

# United States Patent [19]

[11] Patent Number: **Des. 346,543**

Berti et al.

[45] Date of Patent: **\*\* May 3, 1994**

[54] HANDLE GRIP

D. 320,922 10/1991 Lurkis ..... D8/303  
D. 330,321 10/1992 Berti ..... D8/107

[75] Inventors: **Enzo Berti**, Venice, Italy; **Robert J. Libman**, Champaign, Ill.

*Primary Examiner*—Bernard Ansher  
*Assistant Examiner*—Philip S. Hyder  
*Attorney, Agent, or Firm*—Marshall, O’Toole, Gerstein, Murray & Borun

[73] Assignee: **The Libman Company**, Arcola, Ill.

[\*\*] Term: **14 Years**

[57] **CLAIM**

[21] Appl. No.: **136**

The ornamental design for a handle grip, as shown and described.

[22] Filed: **Oct. 7, 1992**

[52] U.S. Cl. .... **D8/107**

[58] Field of Search ..... **D8/14, 107, 300, 303, D8/DIG. 7, DIG. 8; 16/110 R, 111 R, 114 R; D7/395; 81/489, 177.1**

**DESCRIPTION**

FIG. 1 is a top, front and left side perspective view of a handle grip showing our new design; FIG. 2 is a top plan view thereof; FIG. 3 is a bottom plan view thereof; FIG. 4 is a front elevational view thereof, the rear elevational view being a mirror image thereof; and, FIG. 5 is a right side elevational view thereof with the left side being a mirror image thereof. The handle shown in broken lines in the drawings is for illustrative purposes only and forms no part of the claimed design.

[56] **References Cited**

**U.S. PATENT DOCUMENTS**

D. 31,257	7/1899	Mather	.....	D8/303
D. 61,657	11/1922	Fogarty	.....	D8/303
D. 282,710	2/1986	Vosbikian	.....	D7/395
D. 284,542	7/1986	Kelly	.....	D7/395
D. 317,243	6/1991	Everding et al.	.....	D8/300

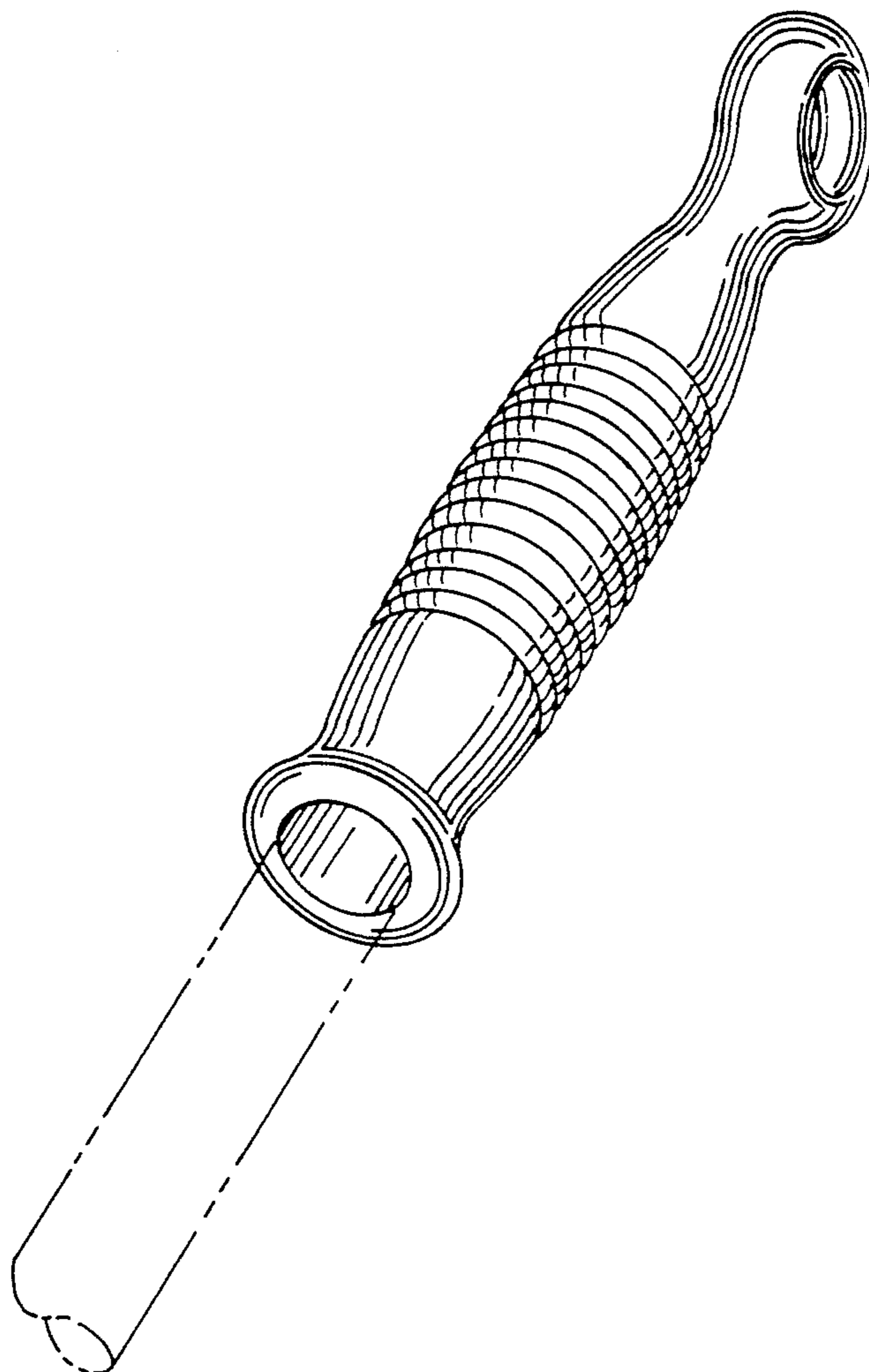


FIG. 1

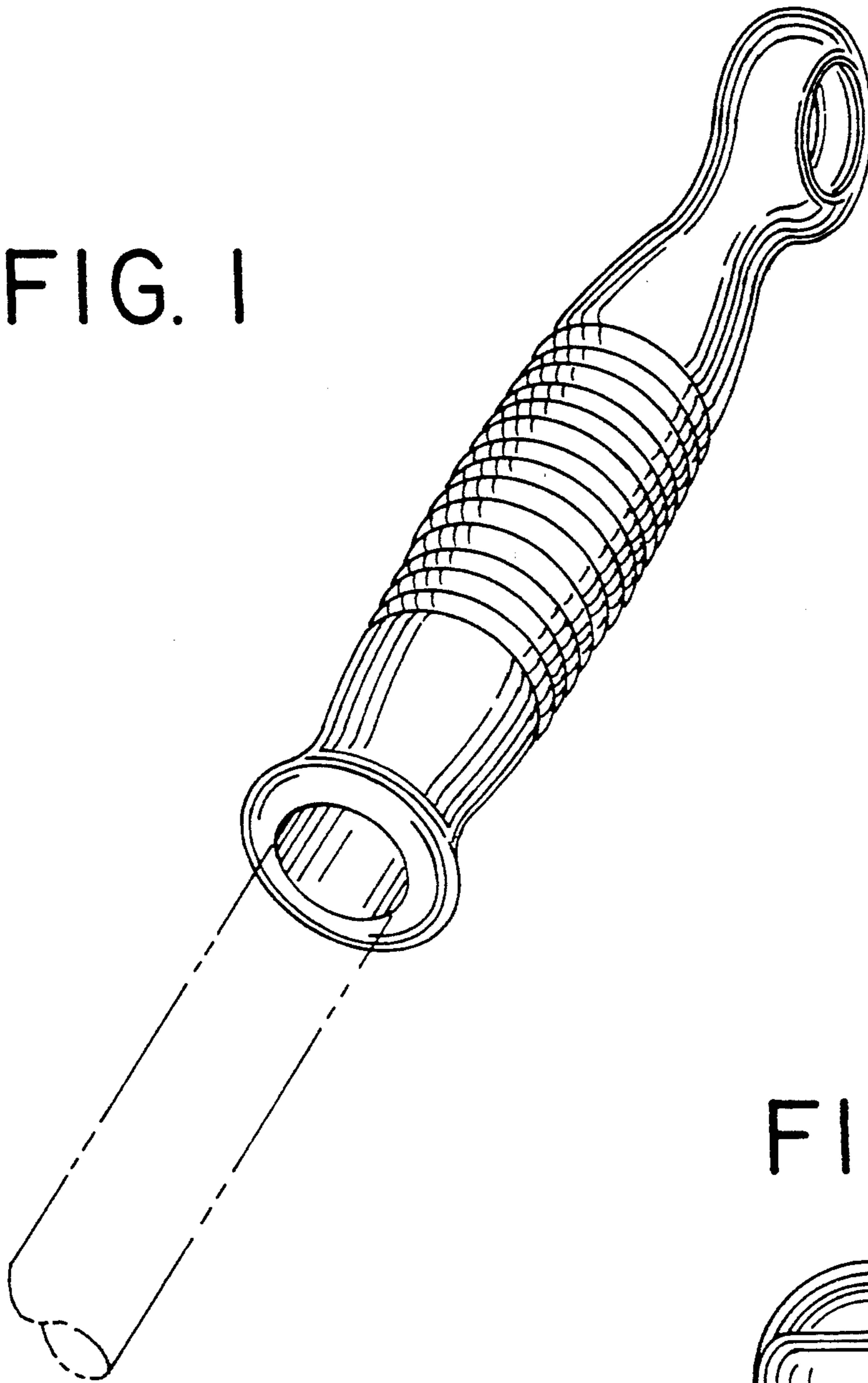


FIG. 2

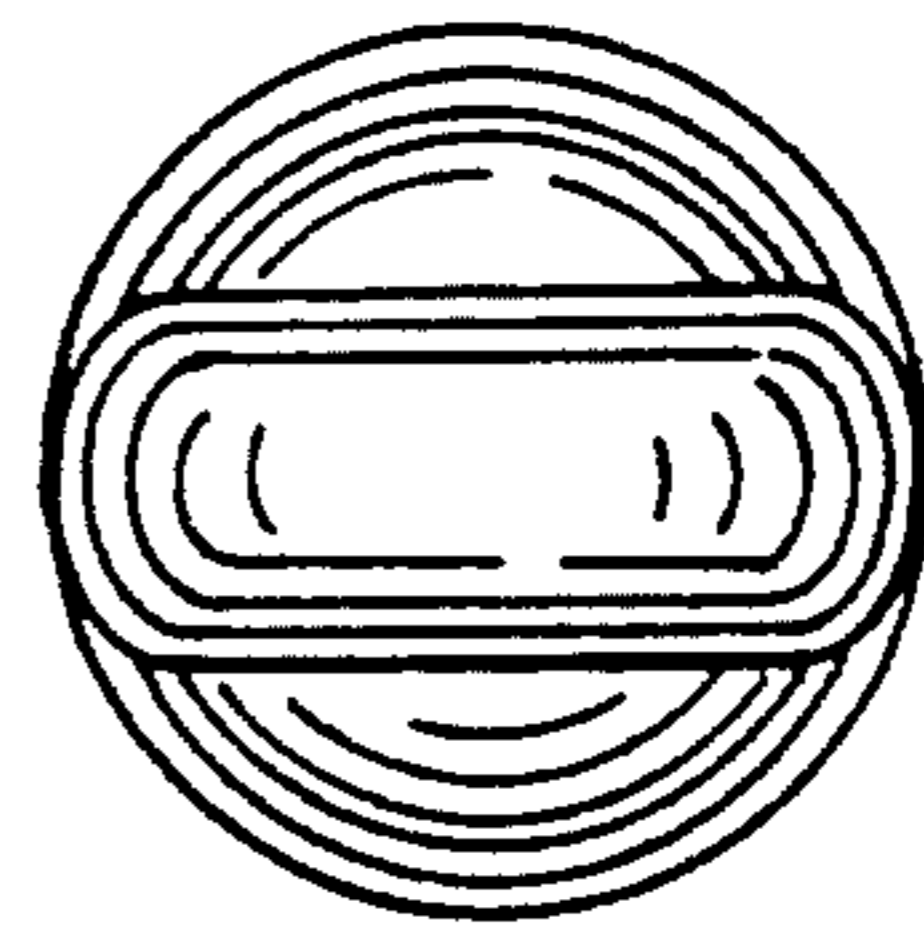


FIG. 3

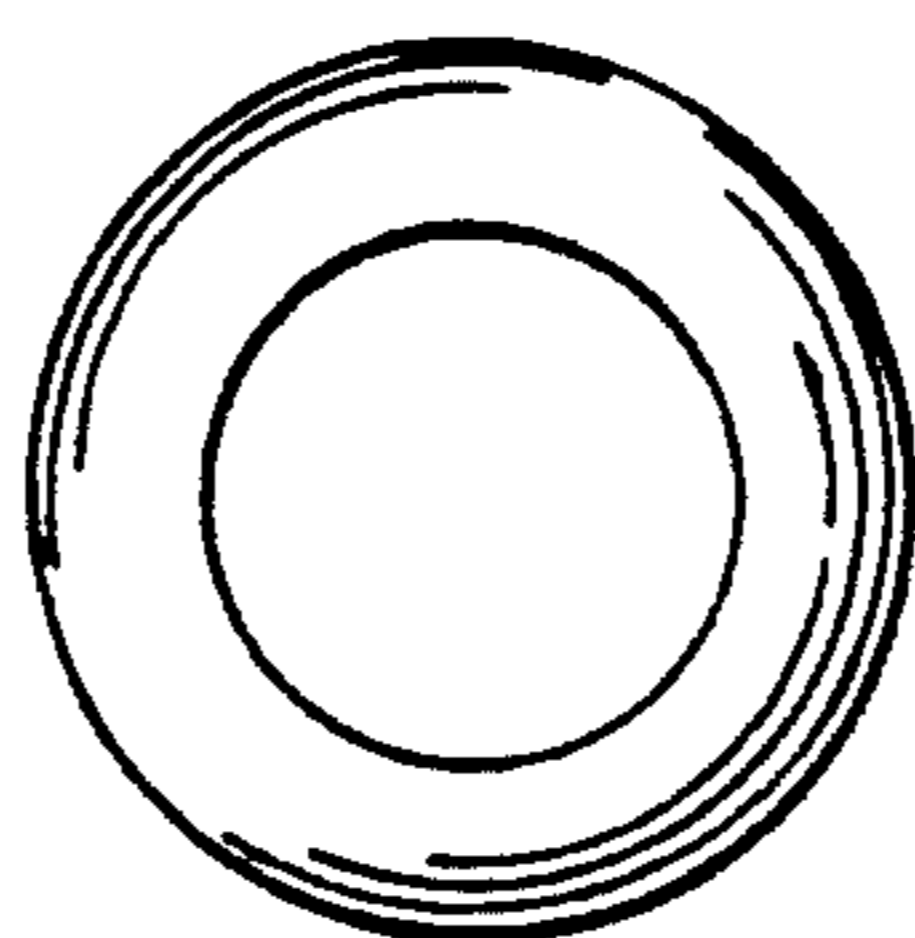


FIG. 4




FIG. 5

