



US00D346528S

# United States Patent [19]

Crawford et al.

[11] Patent Number: Des. 346,528  
[45] Date of Patent: \*\* May 3, 1994

[54] MUFFIN PAN

[75] Inventors: William R. Crawford, Port Jervis;  
Stephen J. Susta, Jr., Walden, both of  
N.Y.

[73] Assignee: Genpak Corporation, Middletown,  
N.Y.

[\*\*] Term: 14 Years

[21] Appl. No.: 854,270

[22] Filed: Mar. 20, 1992

[52] U.S. Cl. .... D7/357; D7/354

[58] Field of Search ..... D7/323, 354, 357, 549,  
D7/553, 554, 555; D9/341, 456; 99/324, 325,  
339, 425, 426

[56] References Cited

## U.S. PATENT DOCUMENTS

D. 20,928 7/1891 Van Kannel ..... D7/554  
3,142,133 7/1964 Brooks ..... D7/357 X

## OTHER PUBLICATIONS

Wagner Ware Catalog #30; ©1924; p. 24; Little Gem  
12 Cup Muffin Tray.  
Simmons Hardware; p. 1278; No. 120 12 Cup Muffin  
Pan right side of page.  
EKCO Stock Catalog; p. 7; Cup Cake Frames 12 Cup.  
Williams-Sonoma Catalog; Christmas 1989; #C 12--  
Cup Muffin Pan, p. 64.

Primary Examiner—Alan P. Douglas  
Assistant Examiner—Caron D. Veynar  
Attorney, Agent, or Firm—Shea & Gould

## [57] CLAIM

The ornamental design for a muffin pan, as shown and  
described.

## DESCRIPTION

FIG. 1 is a perspective view of a muffin pan showing  
our new design;  
FIG. 2 is an end elevational view thereof, the opposite  
end being identical thereto;  
FIG. 3 is a top plan view thereof;  
FIG. 4 is a side elevational view thereof, the opposite  
side being identical thereto; and,  
FIG. 5 is a bottom plan view thereof.

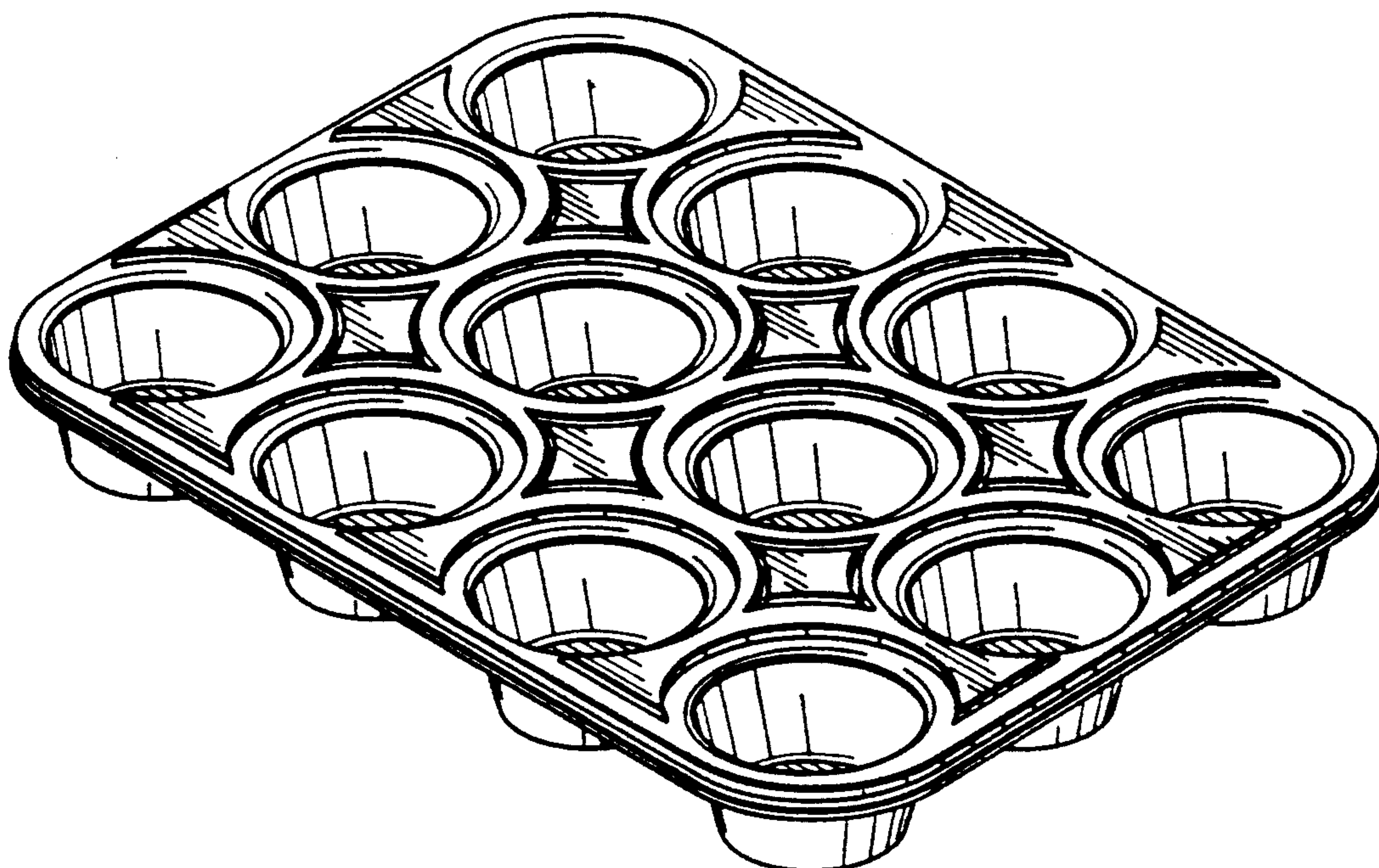


FIG. 1.

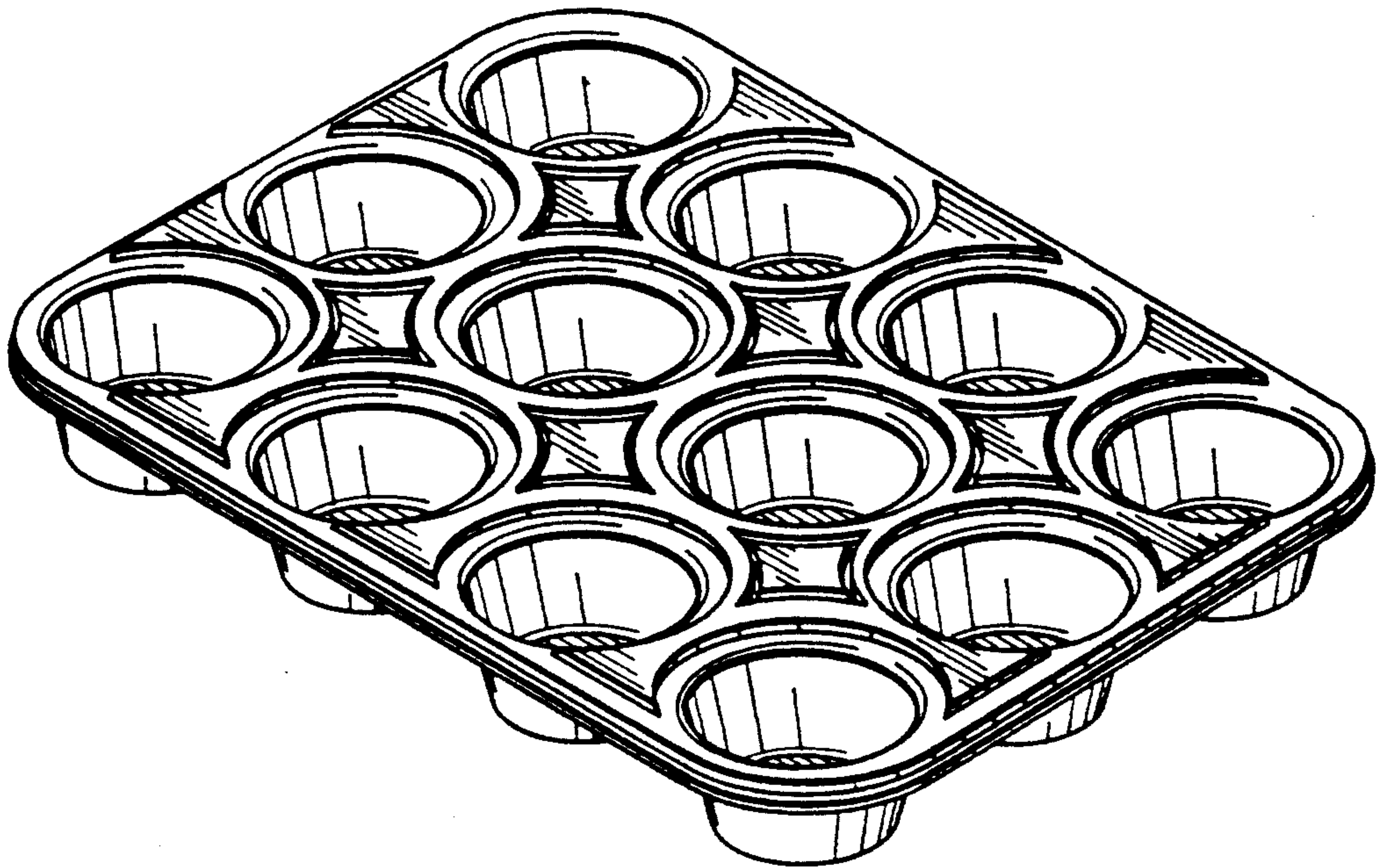


FIG. 2.



FIG. 4.





FIG. 3.




FIG. 5.

