



US00D346500S

United States Patent [19]  
Crawford

[11] Patent Number: Des. 346,500  
[45] Date of Patent: \*\* May 3, 1994

[54] PICTURE AND ARTICLE DISPLAY FRAME  
[76] Inventor: Phillip J. Crawford, 5173 Merrill Cir., Las Vegas, Nev. 89120  
[\*\*] Term: 14 Years  
[21] Appl. No.: 676,220  
[22] Filed: Mar. 26, 1991  
[52] U.S. Cl. .... D6/301; D20/42; D6/302  
[58] Field of Search ..... D6/300-314; 40/152, 152.1, 156; D20/42  
[56] References Cited

U.S. PATENT DOCUMENTS

D. 40,977	11/1910	Evans	.....	D6/300
D. 108,339	2/1938	Mitchell	.....	D6/300
D. 145,662	10/1946	Diamond	.....	D29/20
D. 213,882	4/1969	Sonnenblick	.....	D6/6
D. 247,600	3/1978	Lyman	.....	D6/301
D. 327,370	6/1992	Mittelstrass	.....	D6/301
132,314	5/1872	Moulton	.....	40/152
191,795	6/1877	Bowers et al.	.....	40/152
197,936	12/1877	Junker	.....	40/152
586,120	7/1897	Flynn	.....	40/152

4,282,667	8/1981	Glade	.....	40/152
5,058,298	10/1991	Burns	.....	40/152
5,138,780	8/1992	Kunkel	.....	40/152

FOREIGN PATENT DOCUMENTS

0288996	11/1988	European Pat. Off.	.....	40/152.1
---------	---------	--------------------	-------	----------


Primary Examiner—Melvin B. Feifer  
Assistant Examiner—Adir Aronovich  
Attorney, Agent, or Firm—John Edward Roethel

[57] CLAIM

The ornamental design for a picture and article display frame, as shown and described.

DESCRIPTION

FIG. 1 is a front elevational view of a picture and article display frame showing my new design. The broken line showing of a picture is for illustrative purposes only and forms no part of the claimed design;  
FIG. 2 is a section view thereof taken along line 2—2 of FIG. 1;  
FIG. 3 is a section view thereof taken along line 3—3 of FIG. 1; and,  
FIG. 4 is a rear elevational view as seen from present FIG. 1.






FIG-1



FIG-2



FIG-3




FIG-4