



US00D346491S

# United States Patent [19]

Shoaf

[11] Patent Number: **Des. 346,491**

[45] Date of Patent: **\*\* May 3, 1994**

[54] **COMPUTER CASE**

[76] Inventor: **Michael D. Shoaf**, 1009 N. Hamilton St., High Point, N.C. 27262

[\*\*] Term: **14 Years**

[21] Appl. No.: **932,062**

[22] Filed: **Aug. 19, 1992**

[52] U.S. Cl. .... **D3/269; D3/289**

[58] Field of Search ..... **D3/42, 71, 74, 76, 78, D3/30.1; 190/109, 115, 119, 902, 903, 111, 102, 104; 206/305, 320, 523, 576; D14/100, 111, 116, 114**

[56] **References Cited**

### U.S. PATENT DOCUMENTS

D. 287,667	1/1987	Cathcart et al. ....	D3/42
D. 293,391	12/1987	Preston .....	D3/71
D. 323,743	2/1992	Disessa et al. ....	D3/74

D. 324,453	3/1992	Disessa et al. ....	D3/74
4,837,590	6/1989	Srague .....	D3/76 X
5,010,988	4/1991	Brown .....	190/111 X
5,160,001	11/1992	Marceau .....	190/111 X
5,214,574	5/1993	Chang .....	206/305 X
5,217,119	6/1993	Hollingsworth .....	190/111 X

*Primary Examiner*—Melvin B. Feifer  
*Assistant Examiner*—Paula Mortimer  
*Attorney, Agent, or Firm*—Rhodes Coats & Bennett

### [57] CLAIM

The ornamental design for a computer case, as shown and described.

### DESCRIPTION

FIG. 1 is a front perspective view of a computer case showing my new design;

FIG. 2 is a side elevational view thereof, the opposite side elevational view being a mirror image, the bottom being plain and unornamented; and,

FIG. 3 is a front elevational view thereof.

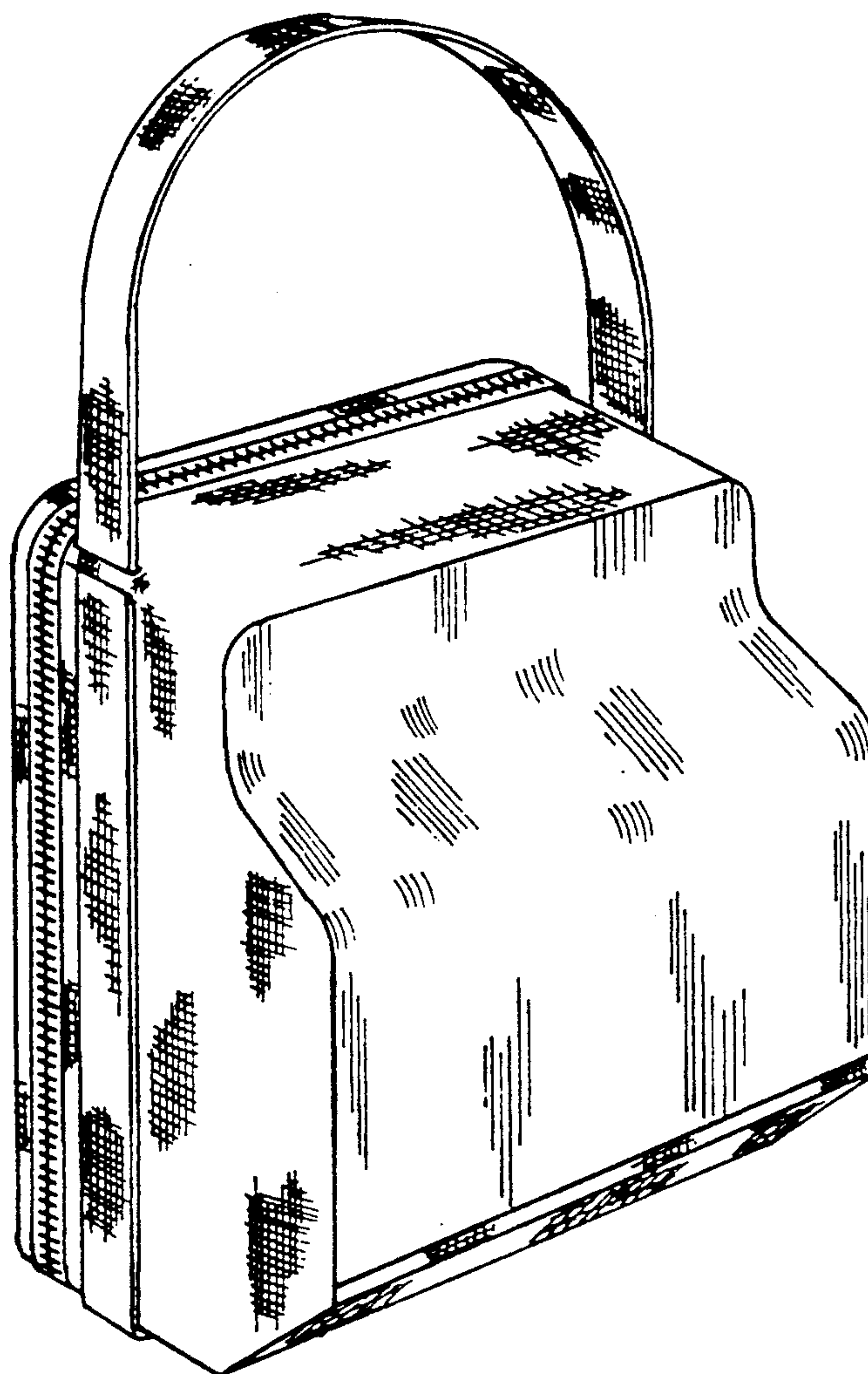


FIG. 3

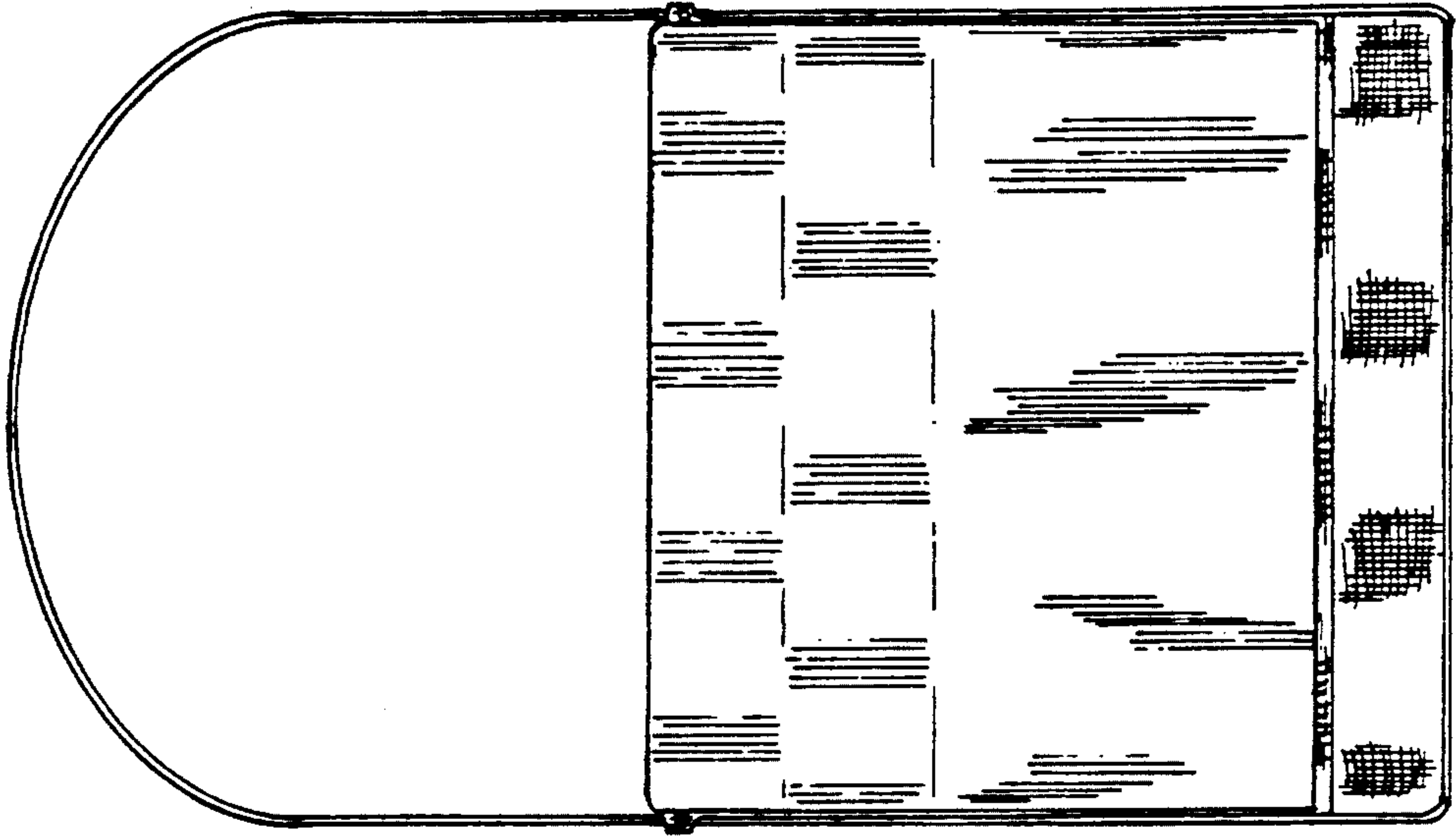


FIG. 2

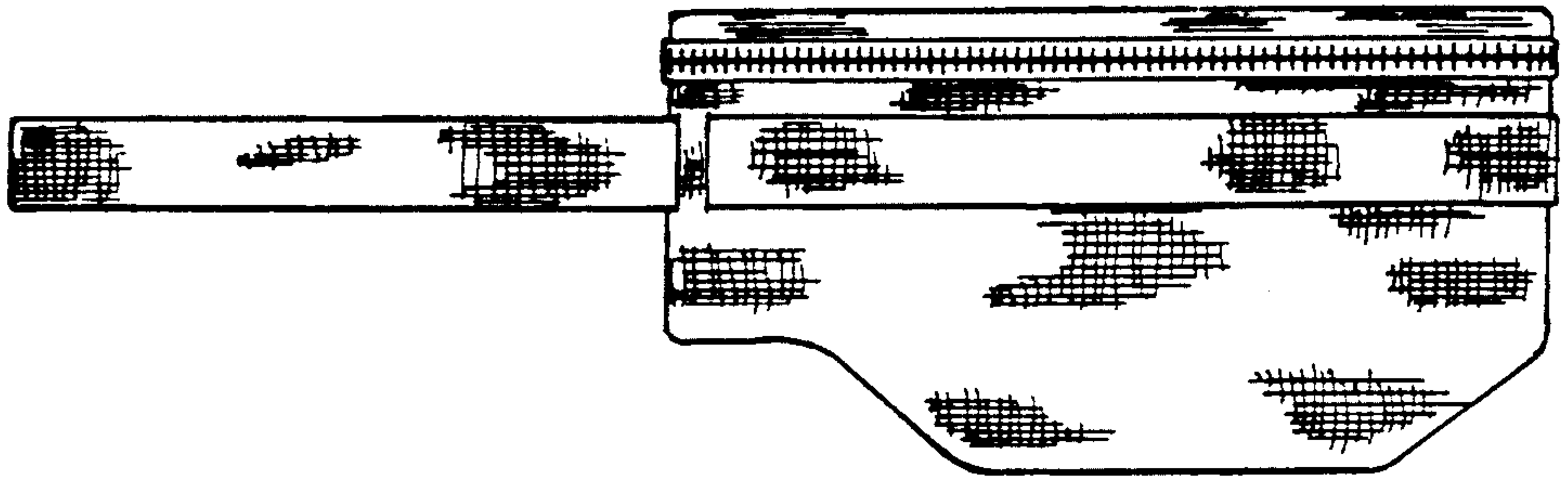


FIG. 1

