



US00D346487S

United States Patent [19]

[11] Patent Number: **Des. 346,487**

Newman

[45] Date of Patent: **** May 3, 1994**

[54] FAN

1,963,558 6/1934 Pesmen .
2,137,671 11/1938 Harding .
2,542,199 2/1951 Keene et al. .
4,564,538 1/1986 Scholtz .

[76] Inventor: **Howard Newman**, 18910 Jonathan La., Homewood, Ill. 60430

[**] Term: **14 Years**

Primary Examiner—Louis S. Zarfes
Attorney, Agent, or Firm—Wallenstein, Wagner & Hattis, Ltd.

[21] Appl. No.: **361**

[22] Filed: **Oct. 13, 1992**

[57] CLAIM

[52] U.S. Cl. **D3/2**

The ornamental design for a fan, as shown and described.

[58] Field of Search **D3/1-4;**
416/70 R-73

DESCRIPTION

[56] References Cited

U.S. PATENT DOCUMENTS

107,501	9/1870	Ireland .	
163,266	5/1875	Schwartz .	
257,058	4/1882	North .	
357,072	2/1887	Elefsen .	
492,684	2/1893	Irving .	
915,663	3/1909	D'Aversa .	
1,260,797	3/1918	Pfuhl	416/71
1,420,496	6/1922	Chm	416/73

FIG. 1 is a perspective view of a fan in the open position showing my new design;
FIG. 2 is a perspective view thereof in the closed position;
FIG. 3 is a top plan view thereof;
FIG. 4 is a front elevation view thereof;
FIG. 5 is a left side elevation view thereof;
FIG. 6 is a bottom plan view thereof;
FIG. 7 is a right side elevation view thereof; and,
FIG. 8 is a rear elevation view thereof.

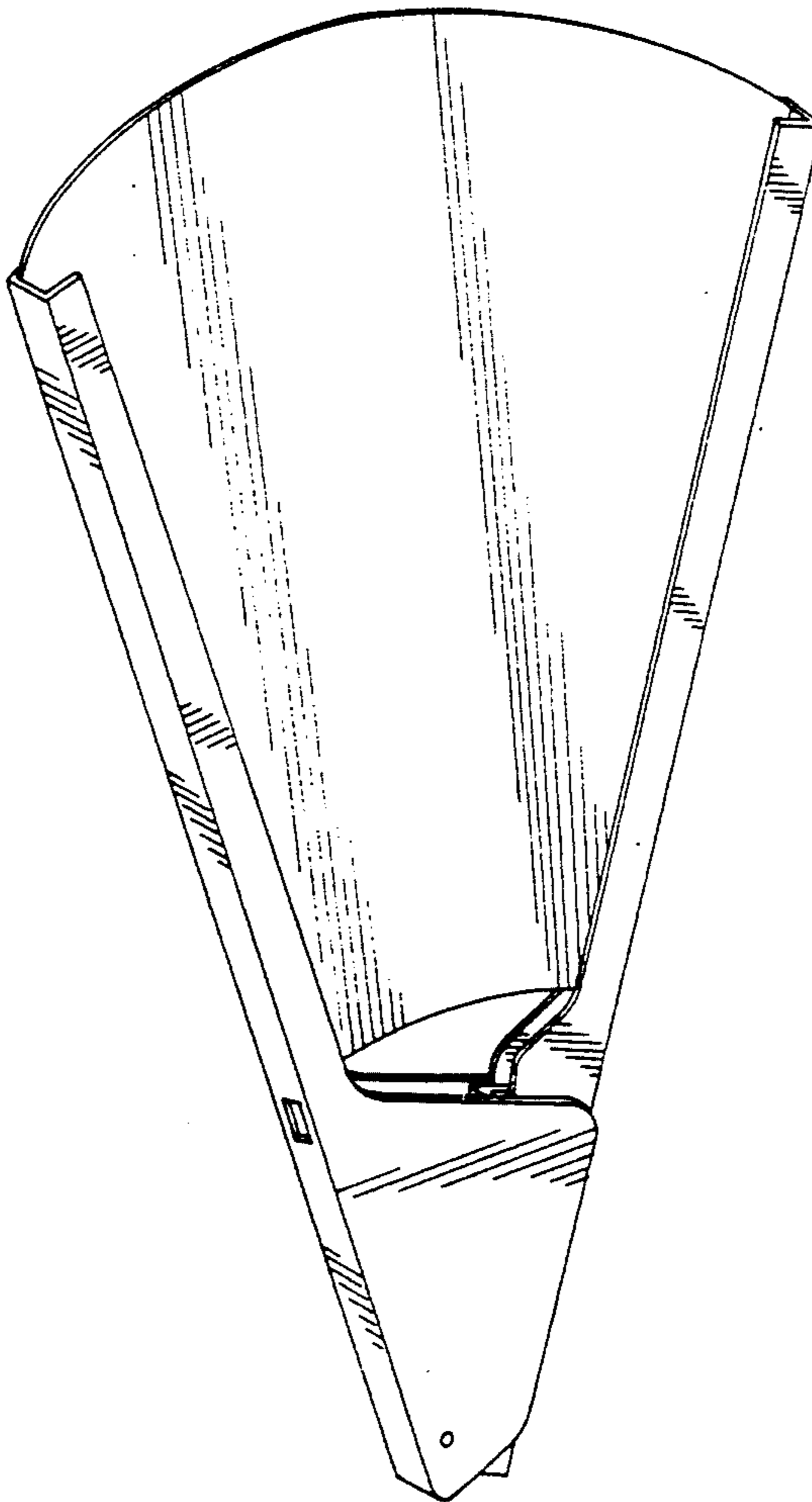


FIG. 1

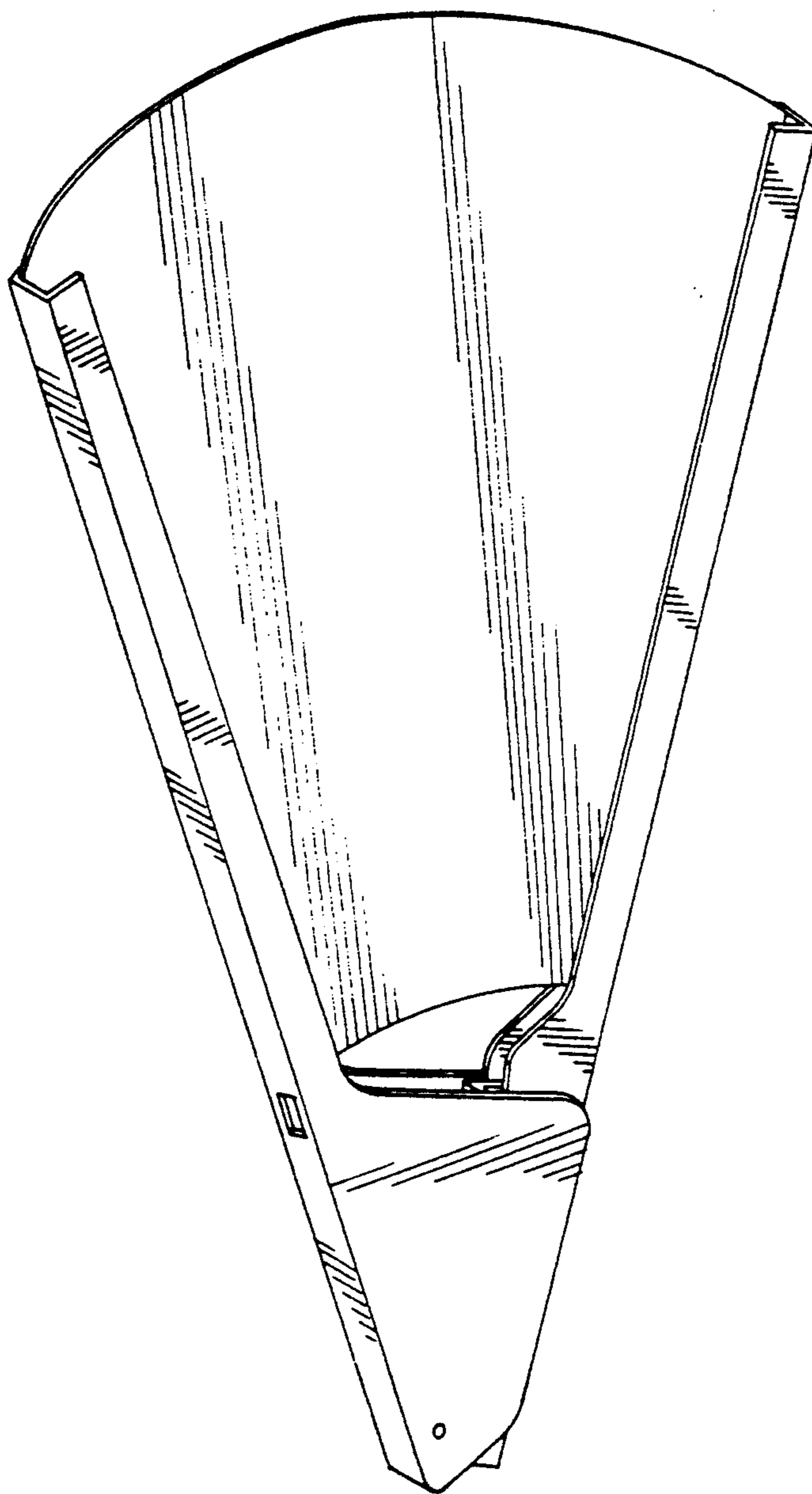


FIG. 2

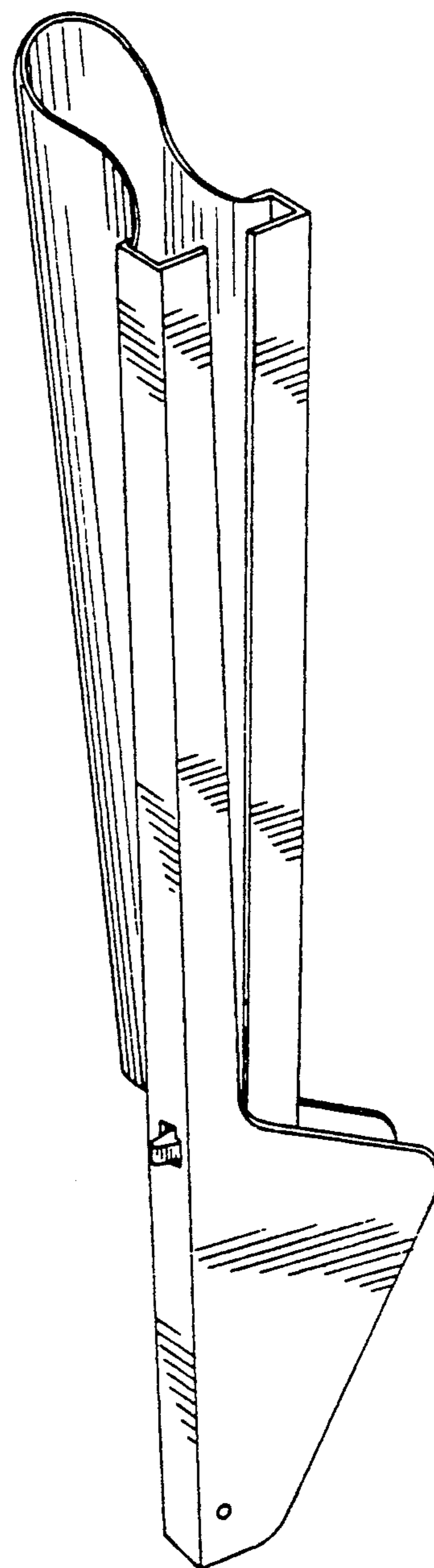


FIG. 3

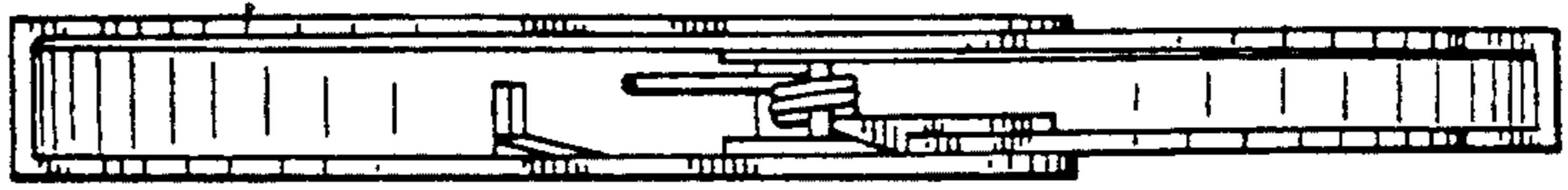


FIG. 5




FIG. 4

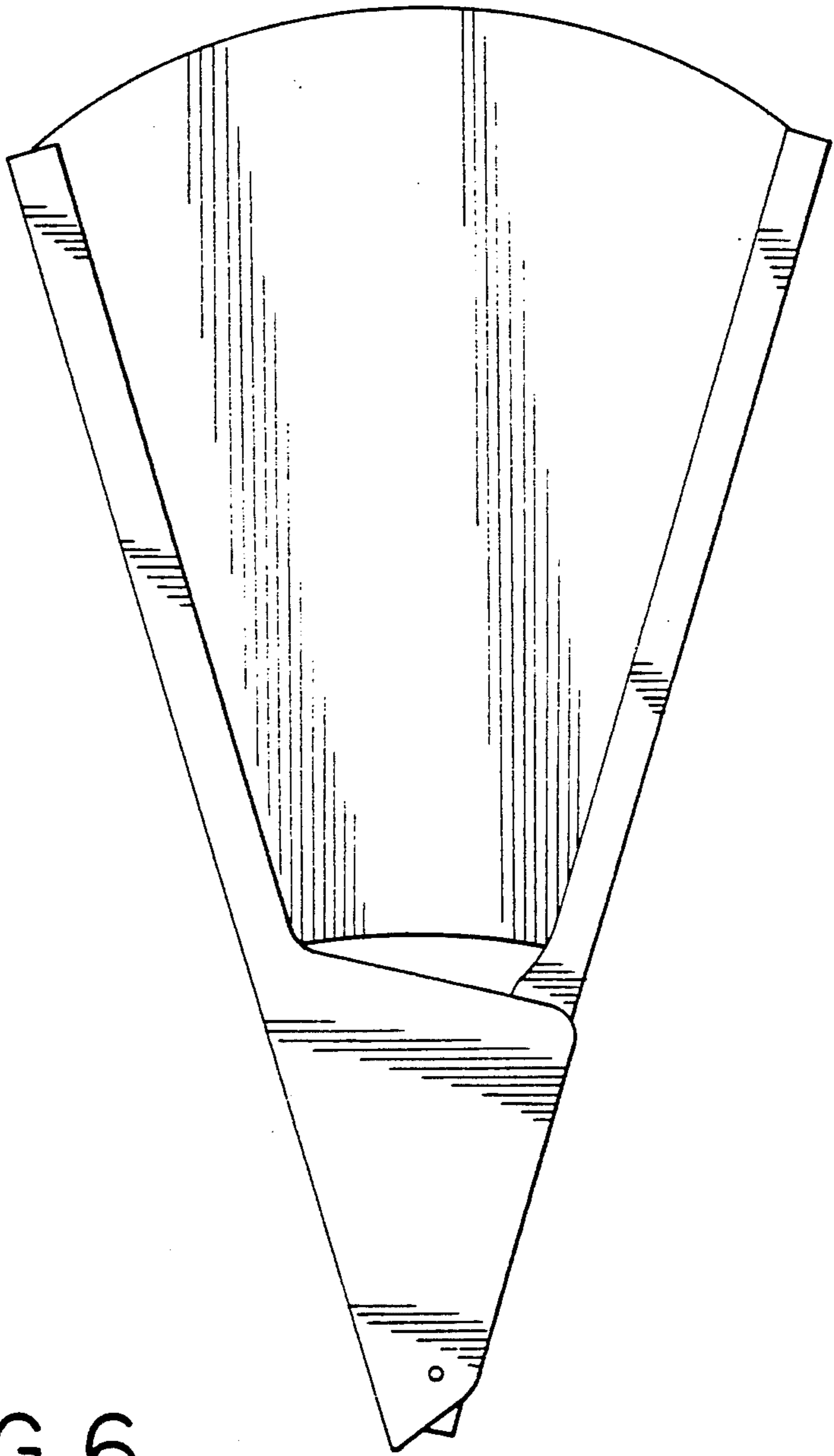


FIG. 6



FIG. 7




FIG. 8

