



US00D346485S

# United States Patent [19]

[11] Patent Number: **Des. 346,485**

Vestuti et al.

[45] Date of Patent: **\*\* May 3, 1994**

[54] **TOE PORTION OF A SHOE UPPER**

[75] Inventors: **Ricardo Vestuti; Christian Tresser,**  
both of Quincy, Mass.

[73] Assignee: **Reebok International Ltd.,**  
Stoughton, Mass.

[\*\*] Term: **14 Years**

[21] Appl. No.: **8,837**

[22] Filed: **May 28, 1993**

[52] U.S. Cl. .... **D2/972**

[58] Field of Search ..... **D2/264, 265, 275, 308-314,**  
**D2/972; 36/45, 83, 84, 89, 100-107, 112-114,**  
**132, 136, 50.1**

D. 332,520	1/1993	Kittle .....	D2/314
D. 333,033	2/1993	Bailey .....	D2/314
D. 334,088	3/1993	Teague .....	D2/314
D. 336,768	6/1993	Preskar et al. ....	D2/314
4,766,681	8/1988	O'Rourke et al. ....	36/89

### OTHER PUBLICATIONS

Hi-Rise, Reebok Spring 1993 Footwear Catalog, p. 68.  
 The PUMP Workout, Reebok Spring 1993 Footwear Catalog, p. 52.  
 The Pump Club, Reebok Spring 1993 Footwear Catalog, p. 28.  
 Upset Mid, Reebok Spring 1993 Footwear Catalog, p. 31.  
 The Boulevard, Reebok Fall 1992 Footwear Catalog, p. 47.  
 The Pump Paydirt, Reebok Fall 1992 Footwear Catalog Supplement, p. 4.  
 The Pump Court Victory II, Reebok Spring 1992 Footwear Catalog, p. 42.  
 AXT Plug Low, Reebok Spring 1992 Footwear Catalog, p. 38.

*Primary Examiner*—Louis S. Zarfes  
*Attorney, Agent, or Firm*—Sterne, Kessler, Goldstein and Fox

### [56] References Cited

#### U.S. PATENT DOCUMENTS

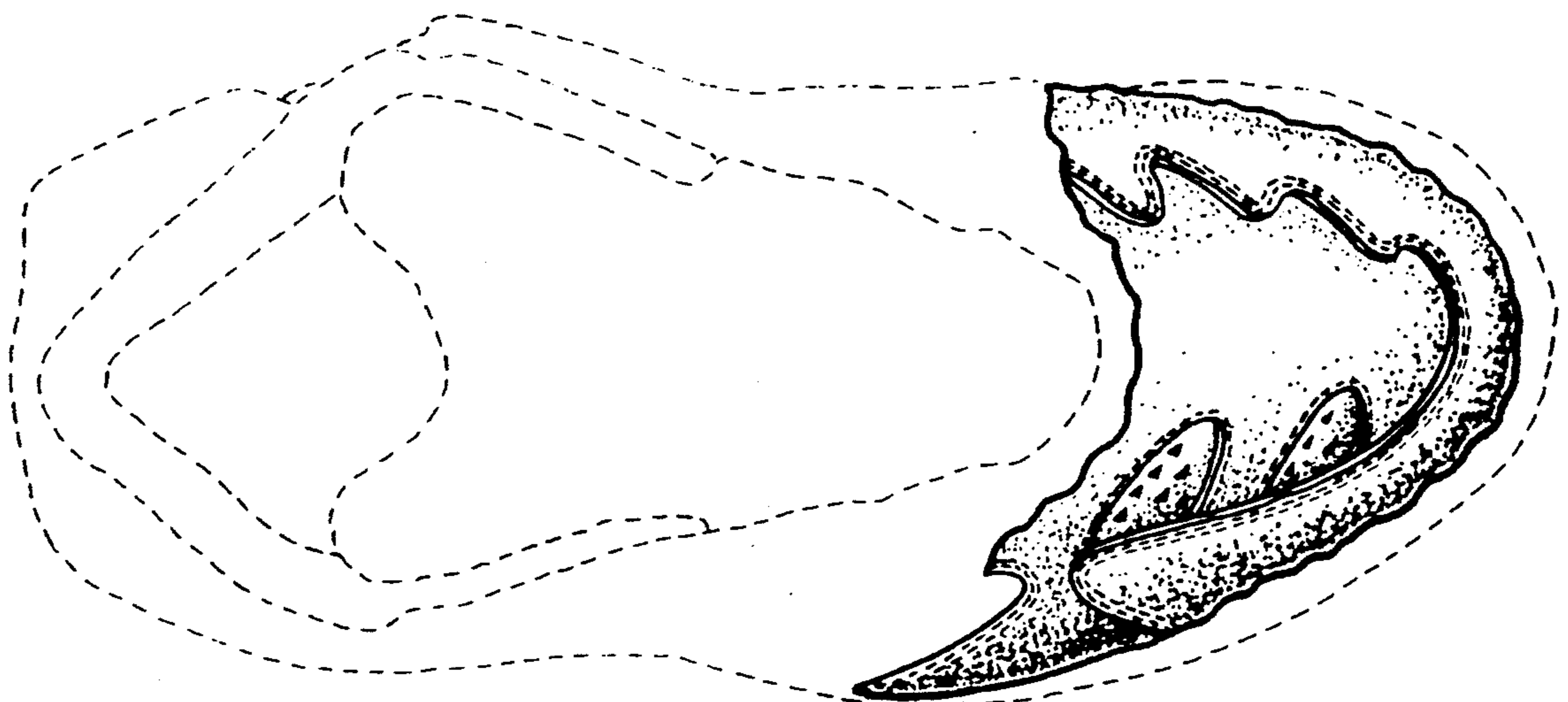
D. 283,463	4/1986	Chaissaing .....	D2/310
D. 294,766	3/1988	Igoe .....	D2/309
D. 295,229	4/1988	Brown et al. ....	D2/314
D. 295,458	5/1988	Selbiger .	
D. 298,082	10/1988	Selbiger et al. .	
D. 300,282	1/1989	Brown et al. .	
D. 301,389	6/1989	Miller .	
D. 307,509	5/1990	Kittle .	
D. 307,663	5/1990	Boucher et al. .	
D. 310,293	9/1990	Serna et al. .	
D. 312,722	12/1990	Miller et al. .	
D. 318,942	8/1991	Ringel et al. .	
D. 319,723	10/1991	Greene .	
D. 320,883	10/1991	Aveni .	
D. 323,926	2/1992	Brown et al. .	
D. 325,292	4/1992	Morris et al. .	
D. 325,665	4/1992	Kittle et al. .	
D. 325,666	4/1992	Earle et al. .	
D. 327,162	6/1992	Hatfield .....	D2/314
D. 328,384	8/1992	Rogers et al. ....	D2/314
D. 329,127	9/1992	Preskar et al. ....	D2/314
D. 330,624	11/1992	Worthington .....	D2/314
D. 331,312	12/1992	Close .....	D2/314

### CLAIM

[57] The ornamental design for a toe portion of a shoe upper, as shown and described.

### DESCRIPTION

FIG. 1 is left side elevational view of a toe portion of a shoe upper showing our new design;  
 FIG. 2 is a right side elevational view thereof;  
 FIG. 3 is a top plan view thereof; and,  
 FIG. 4 is a front elevational view thereof.  
 The broken line showing of a shoe in FIGS. 1-4 is environmental only and forms no part of the claimed design.



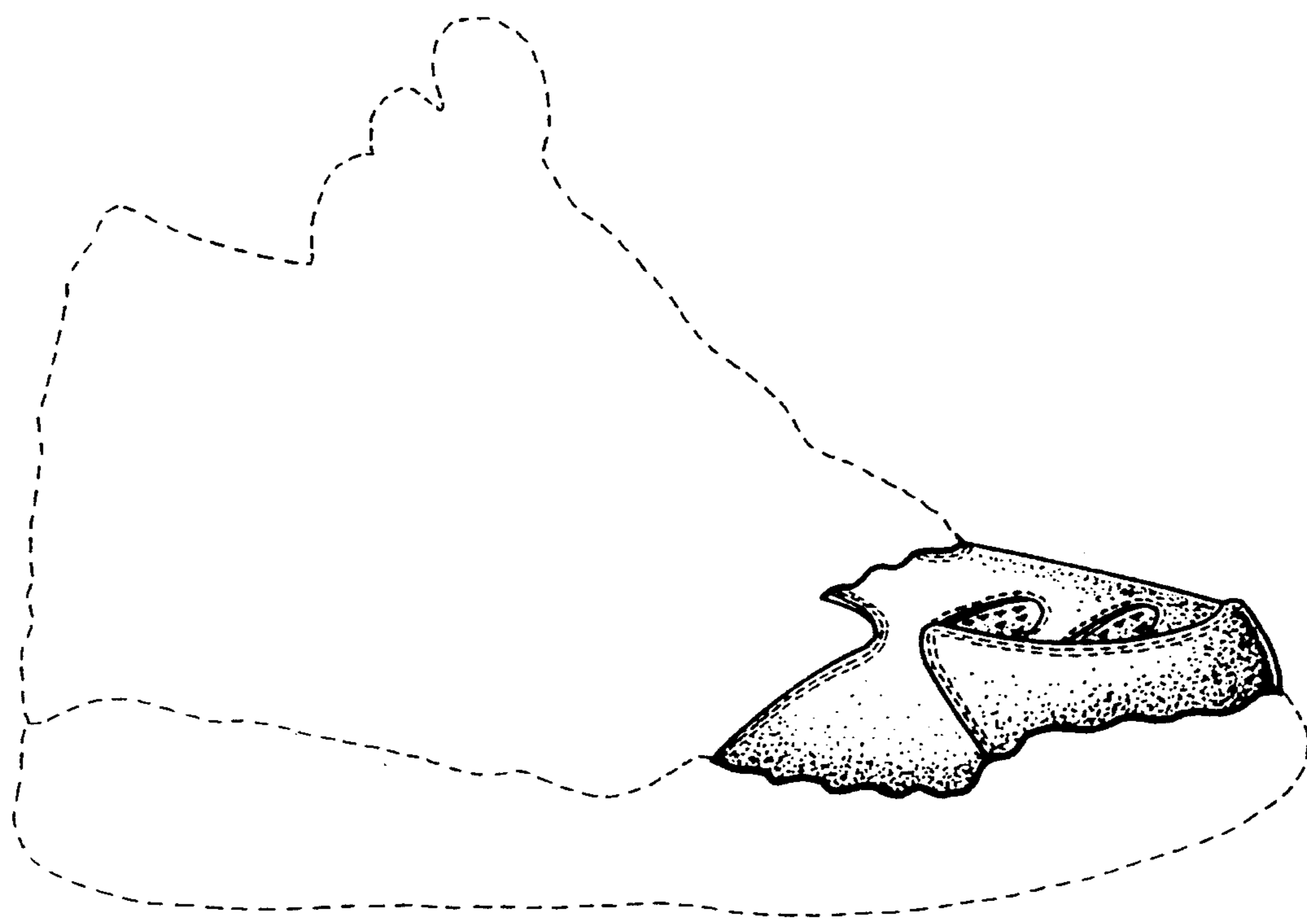


FIG. 1

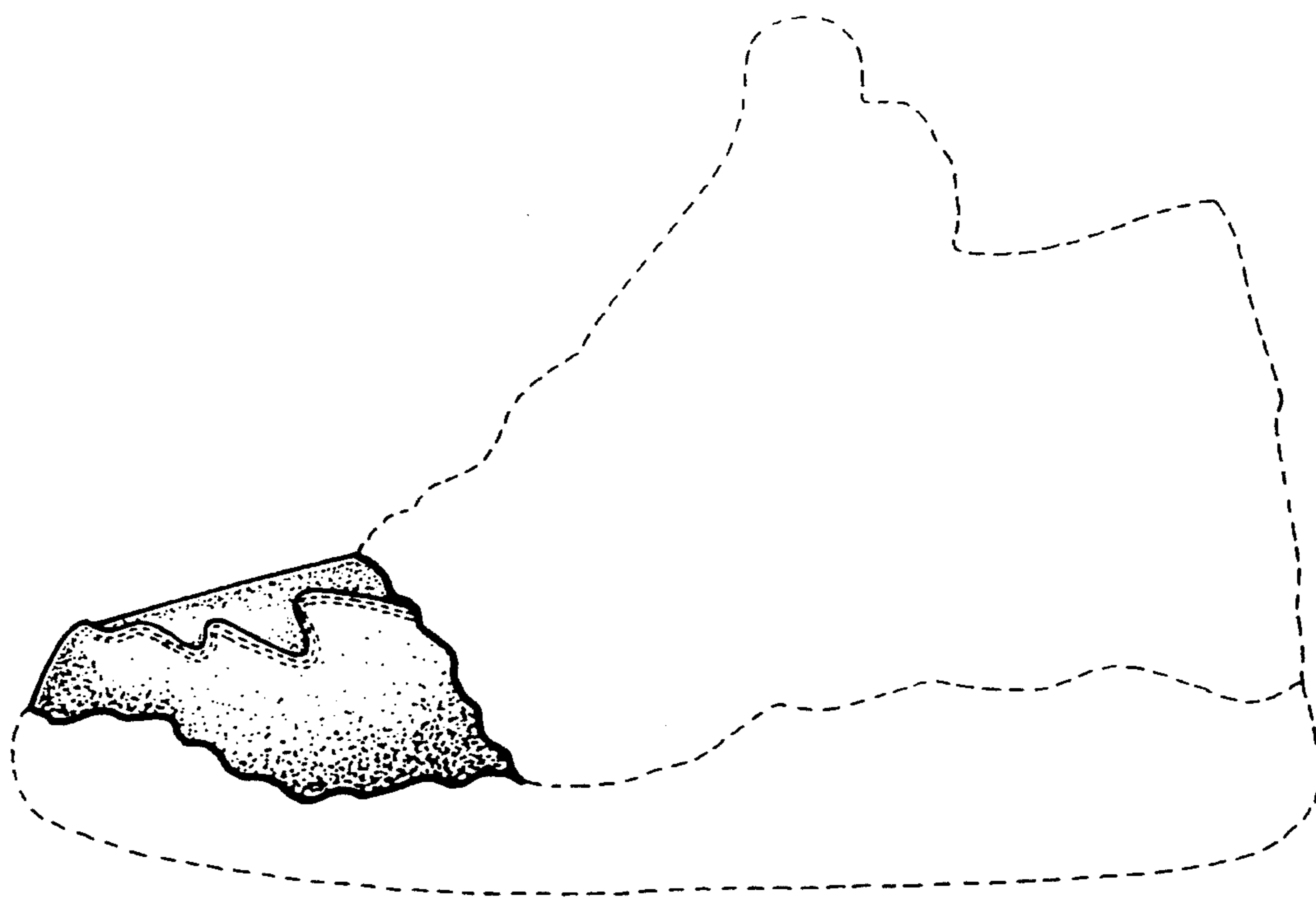


FIG. 2

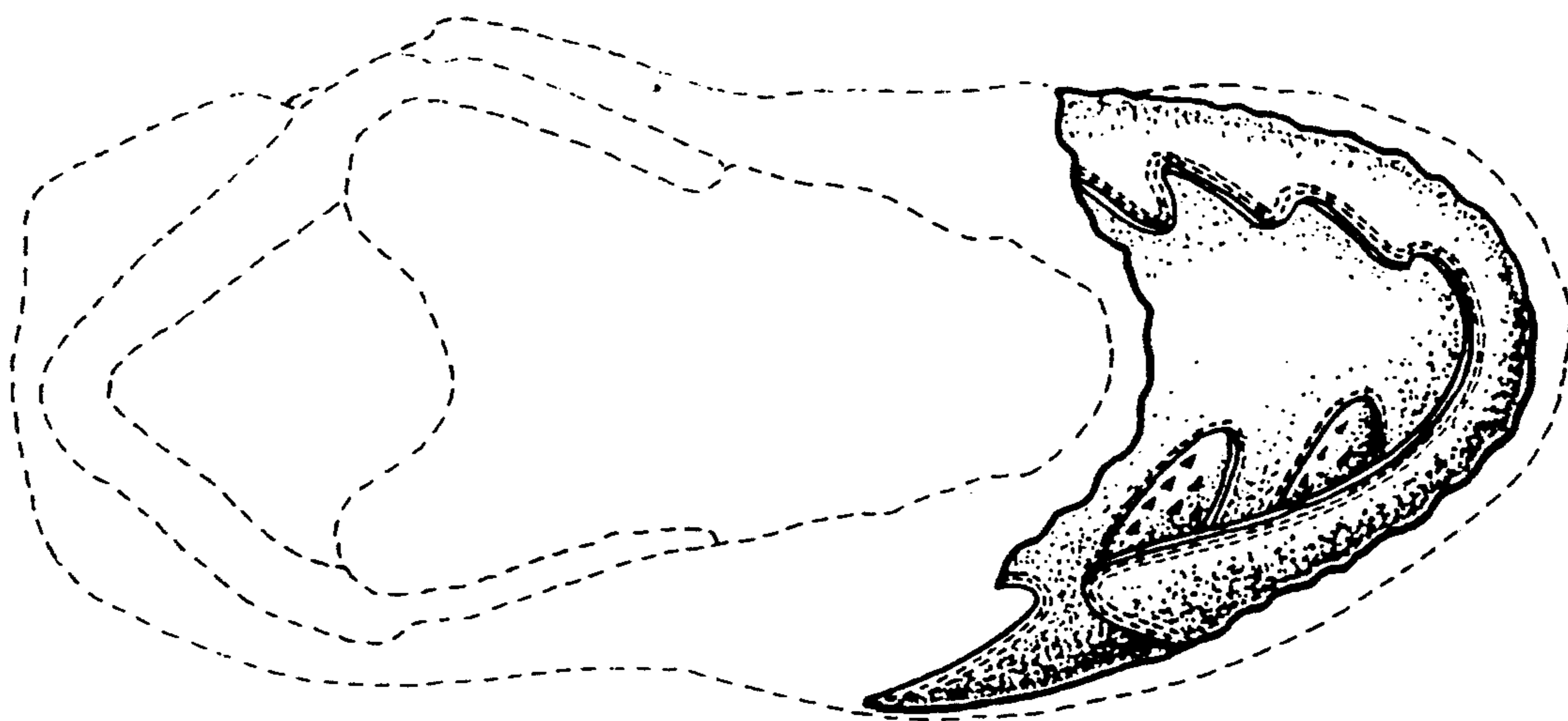


FIG. 3

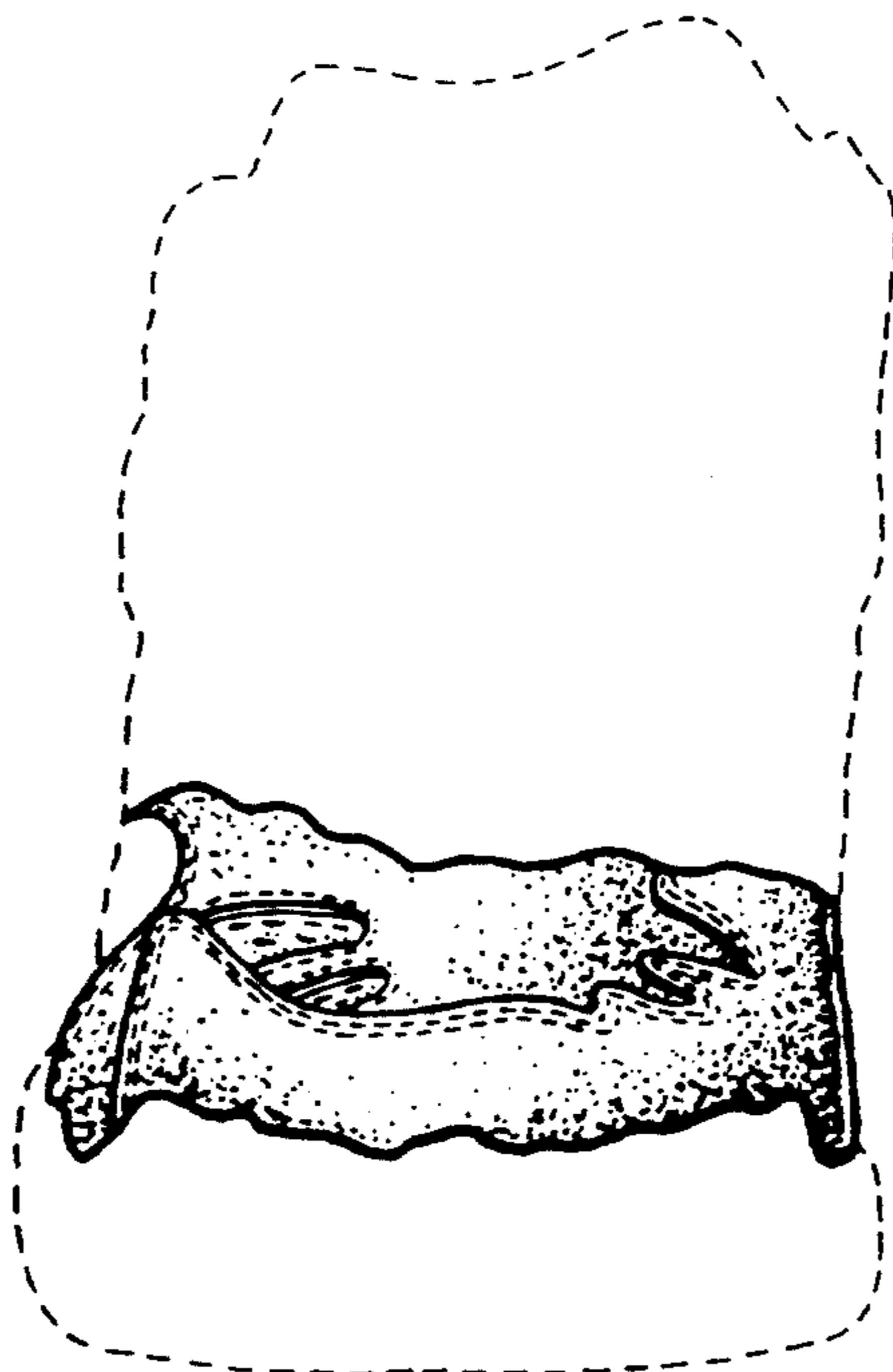


FIG. 4