



US00D346479S

United States Patent [19]

[11] Patent Number: **Des. 346,479**

Teague

[45] Date of Patent: **** May 3, 1994**

[54] SHOE UPPER

[75] Inventor: **Tracy L. Teague, Beaverton, Oreg.**

[73] Assignee: **Nike, Inc., Beaverton, Oreg.**

[**] Term: **14 Years**

[21] Appl. No.: **9,047**

[22] Filed: **Jun. 4, 1993**

[52] U.S. Cl. **D2/970**

[58] Field of Search **D2/264, 265, 272, 275, D2/308-314, 315; 36/45, 50.1, 83, 84, 89, 100-107, 112-114, 132, 136**

[56] References Cited

U.S. PATENT DOCUMENTS

D. 296,036	6/1988	Le .	
D. 297,069	8/1988	Le .	
D. 300,282	3/1989	Brown et al. .	
D. 300,981	5/1989	Gerber et al. .	
D. 301,935	7/1989	Jonah .	
D. 304,388	11/1989	Brown .	
D. 312,916	12/1990	Hatfield .	
D. 317,823	7/1991	Hatfield .	
D. 320,498	10/1991	Hatfield .	
D. 325,812	5/1992	Hatfield .	
D. 330,451	10/1992	Hatfield	D2/314
D. 333,032	2/1993	Hatfield	D2/314
D. 334,649	4/1993	McDonald	D2/314
D. 335,207	5/1993	Lucas	D2/314
4,282,657	8/1981	Antonious	36/50.1
4,296,558	10/1981	Antonious	36/50.1
4,308,672	1/1982	Antonious	36/50.1

OTHER PUBLICATIONS

Nike Footwear Catalog, Fall 1993, pp. 14, 28 & 34, published Dec. 1992.

Nike Footwear Catalog, Holiday 1993, pp. 16 & 50, published Mar. 1993.

Nike Footwear Catalog, Spring 1993, pp. 30 & 34, published Jun. 1992.

Nike Footwear Catalog, Fall 1989, p. 54, published Dec. 1988.

Nike Footwear Catalog, Spring 1989, pp. 62 & 66, published Jun. 1988.

Nike Footwear Catalog, Spring 1988, p. 6, published Jun. 1987.

Nike Footwear Catalog, Fall 1987, pp. 14 & 24, published Jan. 1987.

Nike Footwear Catalog, Fall 1986, p. 12, published Jan. 1986.

Primary Examiner—Louis S. Zarfes

Attorney, Agent, or Firm—Banner, Birch, McKie & Beckett

[57] CLAIM

The ornamental design for a shoe upper, as shown and described.

DESCRIPTION

FIG. 1 is a side elevational view of one side of a shoe upper showing my new design;

FIG. 2 is a side elevational view of the other side of the shoe upper;

FIG. 3 is a front elevational view of the shoe upper;

FIG. 4 is a rear elevational view of the shoe upper; and,

FIG. 5 is a top plan view of the shoe upper.

The broken line showing of a shoe sole, including the cupped vertical sides of the sole, is for illustrative purposes forms no part of the claimed design.

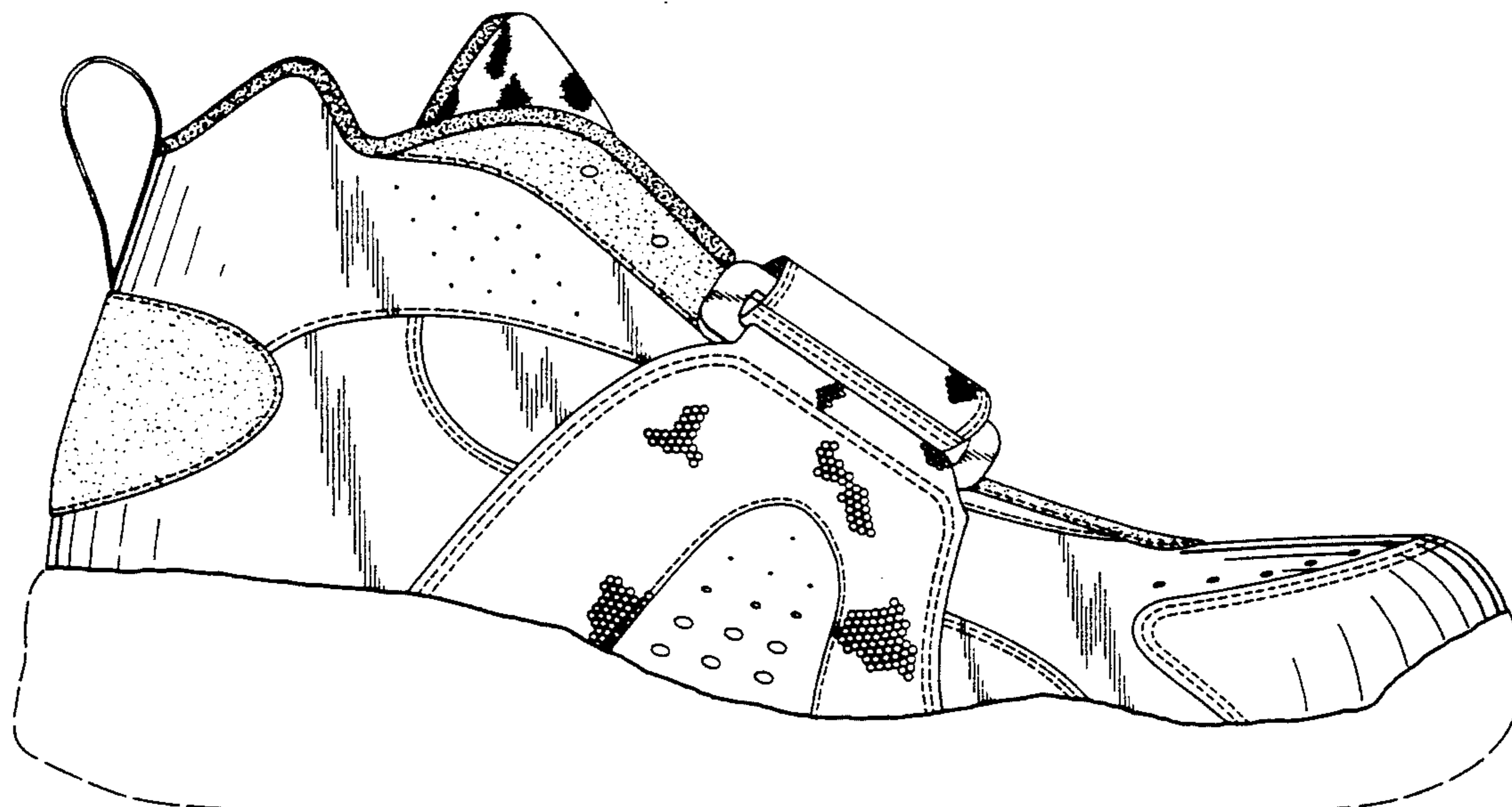
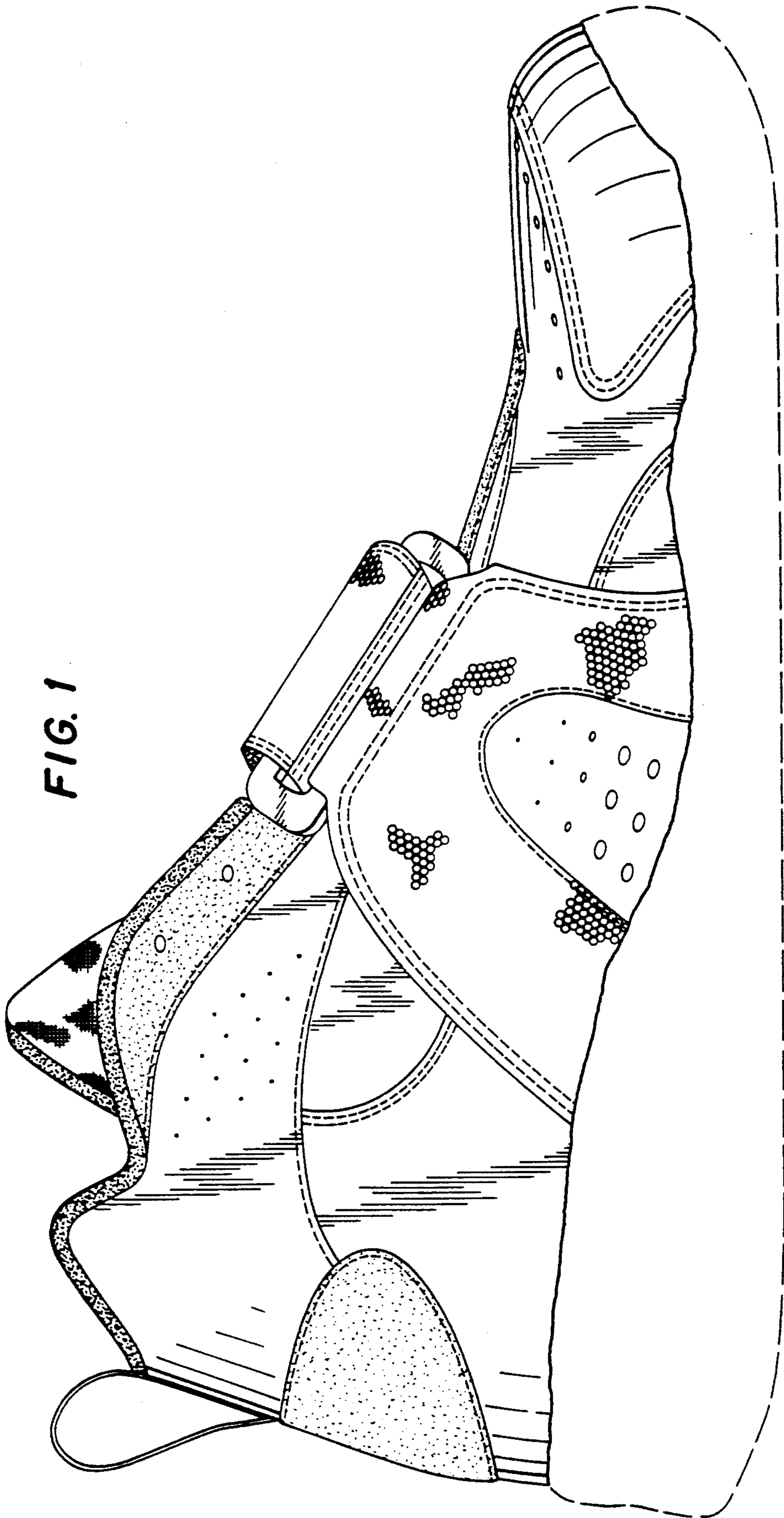


FIG. 1



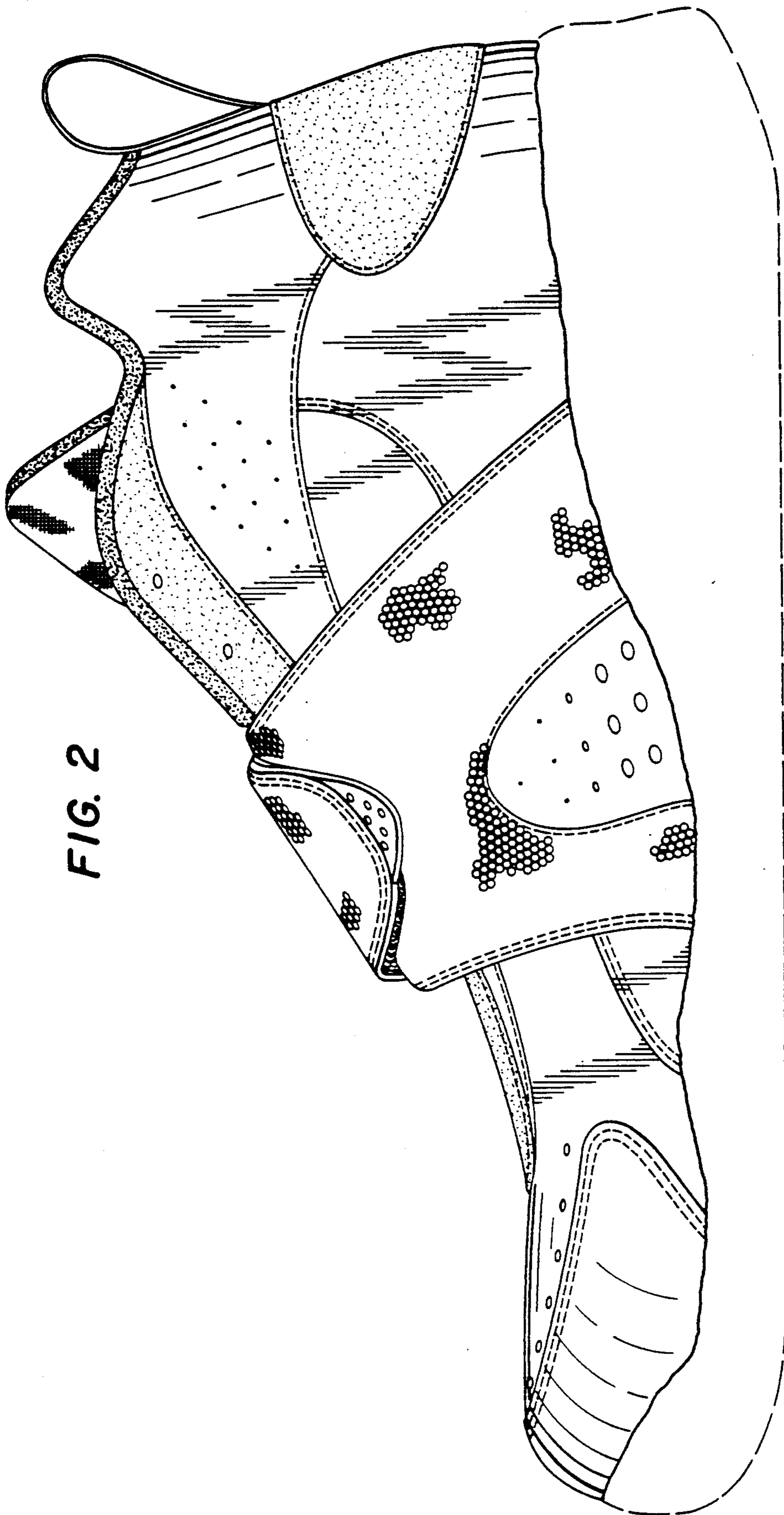


FIG. 2

FIG. 4

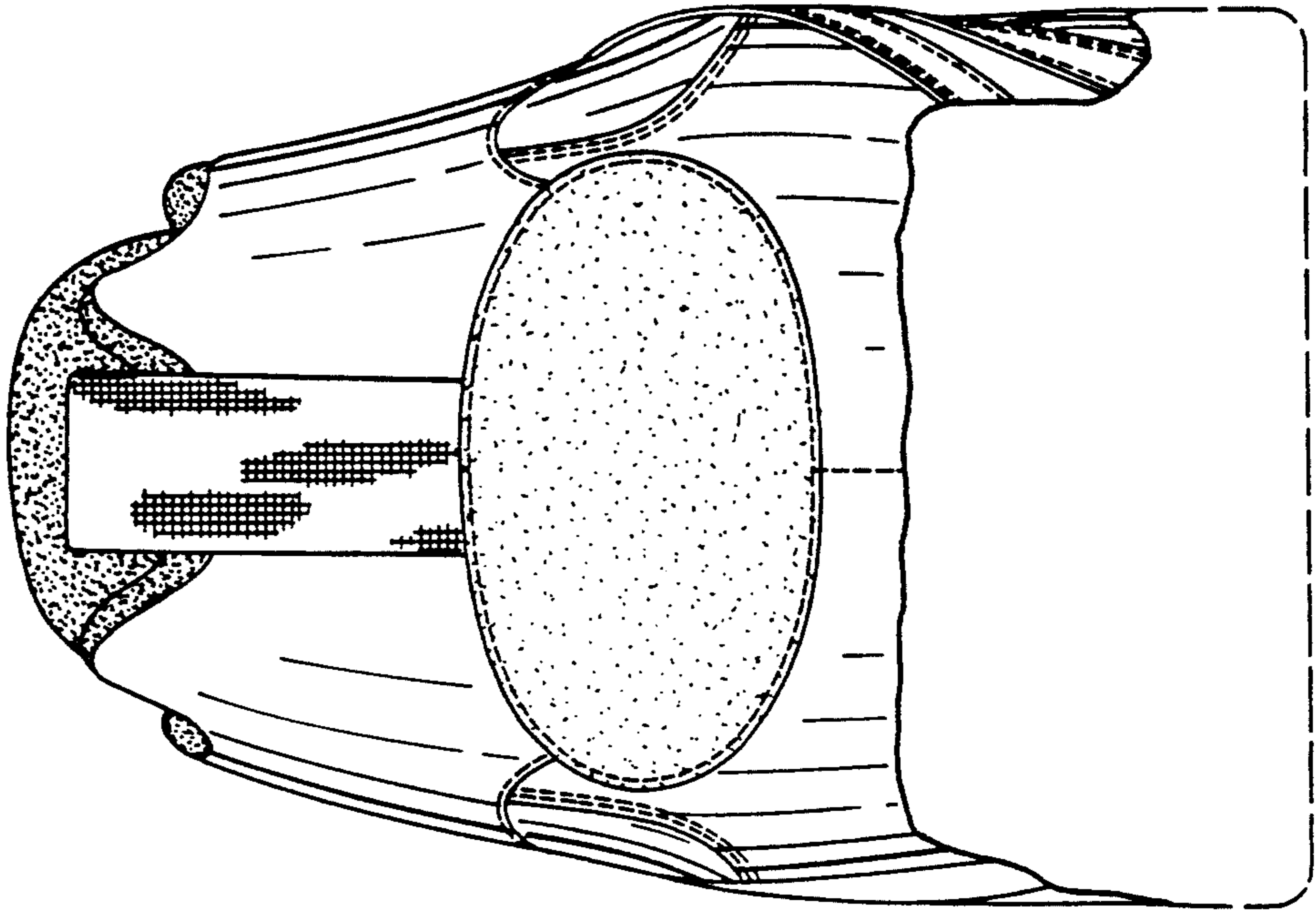


FIG. 3

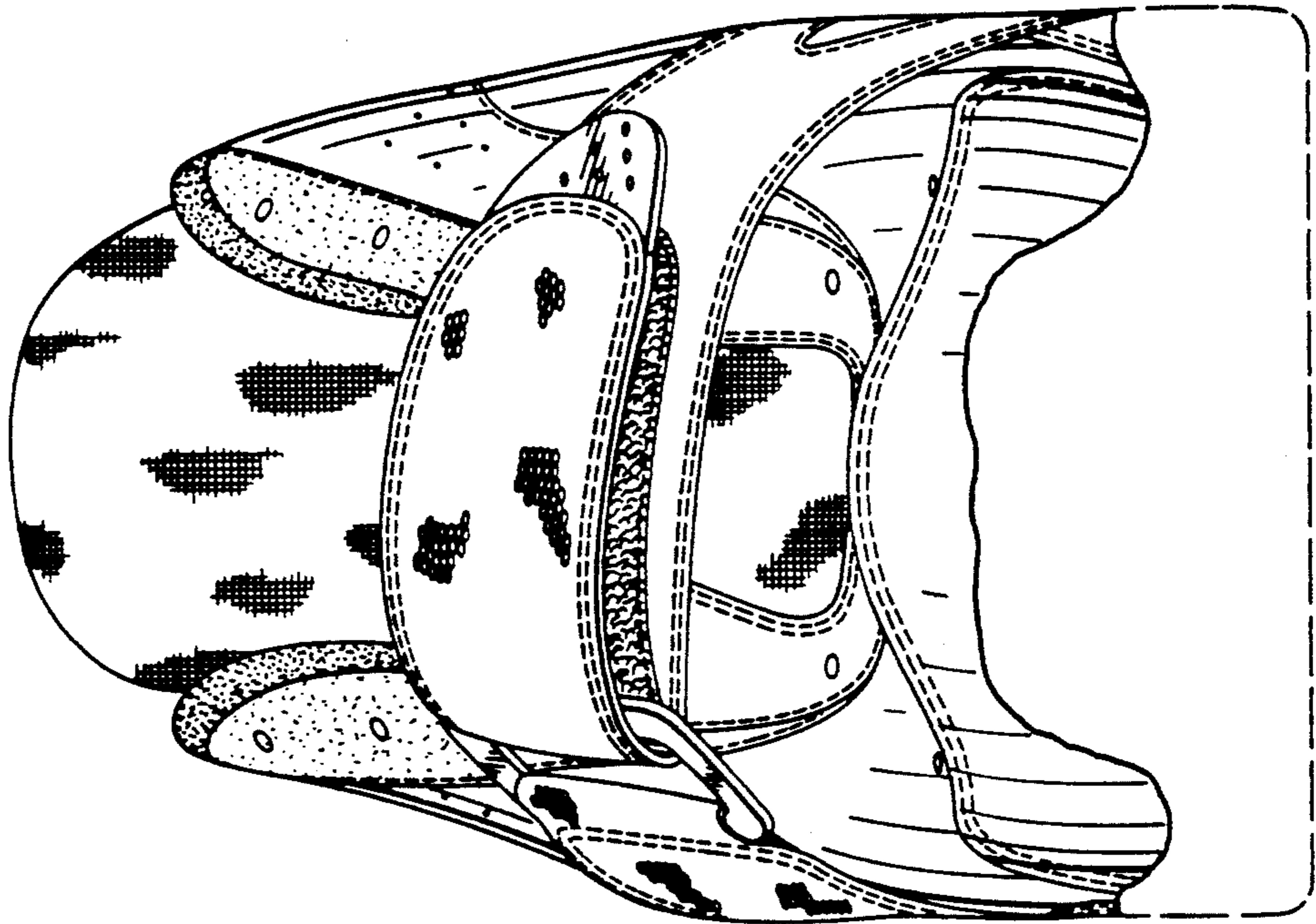


FIG. 5

