



US00D346464S

**United States Patent** [19]

[11] **Patent Number: Des. 346,464**

**Romano**

[45] **Date of Patent: \*\* Apr. 26, 1994**

[54] **ARTIFICIAL FINGERNAIL**

**OTHER PUBLICATIONS**

[76] **Inventor: Bernarda M. Romano**, 616 W. 137th St., Apt. 5A, New York, N.Y. 10031

"National Geographic" mag. Oct. 1917, p. 355-top row, second flag from left.

[\*\*] **Term: 14 Years**

"Modern Salon", Sep. 1984, p. 178 left side of page vertically oriented artificial nails, circled.

[21] **Appl. No.: 772,020**

Auto Cad Release 10 Reference Manual, Feb. 1989, p. 347: Hound pattern; p. 348: Star pattern.

[22] **Filed: Oct. 7, 1991**

Hong Kong Enterprise Nov. 1987, p. 88 second row of artificial nails from top.

[52] **U.S. Cl. .... D28/56**

*Primary Examiner*—Bernard Ansher

[58] **Field of Search** ..... 132/73, 73.5, 285; D5/63-64; 428/40-42, 914; D28/56-61; D11/1, 2, 96, 108, 180; D20/11

*Assistant Examiner*—C. Tuttle

*Attorney, Agent, or Firm*—S. Michael Bender

[57] **CLAIM**

The ornamental design for an artificial fingernail, as shown and described.

[56] **References Cited**

**DESCRIPTION**

**U.S. PATENT DOCUMENTS**

D. 133,537	8/1942	Waronker	.....	D11/180
D. 139,351	11/1944	Seelbach	.....	D11/180 X
D. 295,451	4/1988	Mast	.....	D28/56
D. 321,414	11/1991	Mullen	.....	D28/56
2,864,384	12/1958	Walter	.....	D28/56 X
3,598,685	8/1971	Lee et al.	.....	132/73 X

FIG. 1 is a front elevational view of the artificial fingernail showing my new design;

FIG. 2 is a rear elevational view thereof;

FIG. 3 is a left side elevational view thereof;

FIG. 4 is a right side elevational view thereof;

FIG. 5 is a top plan view thereof; and,

FIG. 6 is a bottom plan view thereof.




FIG. 1


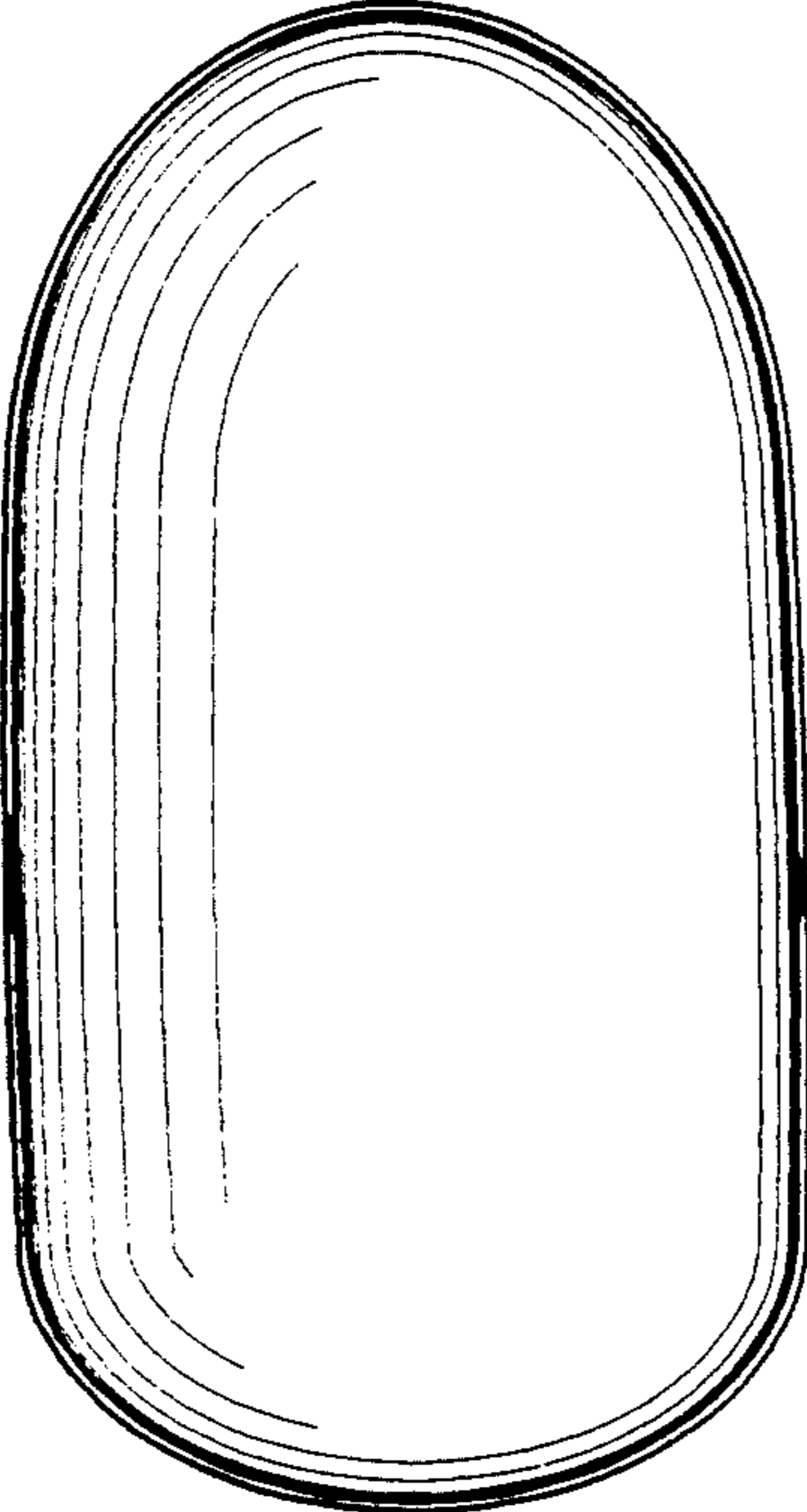


FIG. 2



*FIG. 3*



*FIG. 4*



*FIG. 5*



*FIG. 6*

