



US00D346446S

United States Patent [19]

Linzey

[11] Patent Number: **Des. 346,446**

[45] Date of Patent: **** Apr. 26, 1994**

[54] **HEAD FOR A GUM MASSAGER**

[76] Inventor: **Robert P. Linzey**, 3129 Rosalie Ave., Baltimore, Md. 21234

[*] Notice: The portion of the term of this patent subsequent to Jan. 5, 2007 has been disclaimed.

[**] Term: **14 Years**

[21] Appl. No.: **695,707**

[22] Filed: **May 3, 1991**

Related U.S. Application Data

[63] Continuation-in-part of Ser. No. 533,865, Jun. 6, 1990, Pat. No. 5,027,796, which is a continuation-in-part of Ser. No. 533,909, Jun. 6, 1990, Pat. No. Des. 332,177, which is a continuation-in-part of Ser. No. 409,719, Sep. 20, 1989, abandoned.

[52] U.S. Cl. **D24/200; D4/104**

[58] Field of Search 128/62 A; D4/104, 111; 15/167.1, 167.2, 110, 203; D24/200, 214, 146

[56] **References Cited**

U.S. PATENT DOCUMENTS

D. 219,121	11/1970	Krahner	D4/104
D. 245,212	8/1977	Akester	D4/104
D. 305,386	1/1990	Rams et al.	D4/104
D. 332,177	1/1993	Linzey	D4/104
1,002,468	9/1911	Strongman	128/62 A
1,318,964	10/1919	Chess	128/62 A
1,987,390	1/1935	Davis	128/62 A
1,993,662	3/1935	Green	128/62 A X
2,176,309	10/1939	Love et al.	128/62 A
2,196,284	4/1940	Ackerman	128/62 A

2,217,439	10/1940	Fuller	15/167.1
3,359,588	12/1967	Kohler	128/62 A
4,115,893	9/1978	Nakata et al.	128/62 A X
4,205,664	6/1980	Baccialon	128/62 A
4,299,208	11/1981	Blanc	128/62 A
4,373,541	2/1983	Nishioka	15/167.1

FOREIGN PATENT DOCUMENTS

8707500 12/1987 World Int. Prop. O. .

Primary Examiner—Stella Reid

Attorney, Agent, or Firm—Roylance, Abrams, Berdo & Goodman

[57] **CLAIM**

The ornamental design for a head for a gum massager, as shown and described.

DESCRIPTION

FIG. 1 is a front elevational view of a gum massager head, showing my new design;
 FIG. 2 is a rear elevational view thereof;
 FIG. 3 is a right side elevational view thereof, the left side elevational view being identical thereto;
 FIG. 4 is a top plan view thereof;
 FIG. 5 is a bottom plan view thereof;
 FIG. 6 is a front elevational view of a second embodiment of the gum massager head;
 FIG. 7 is a rear elevational view thereof;
 FIG. 8 is a right side elevational view thereof, the left side elevational view being identical thereto;
 FIG. 9 is a top plan view thereof; and,
 FIG. 10 is a bottom plan view thereof.
 The broken line showing of the handle in FIGS. 1-10 is for illustrative purposes only and forms no part of the claimed design.



FIG. 1




FIG. 2

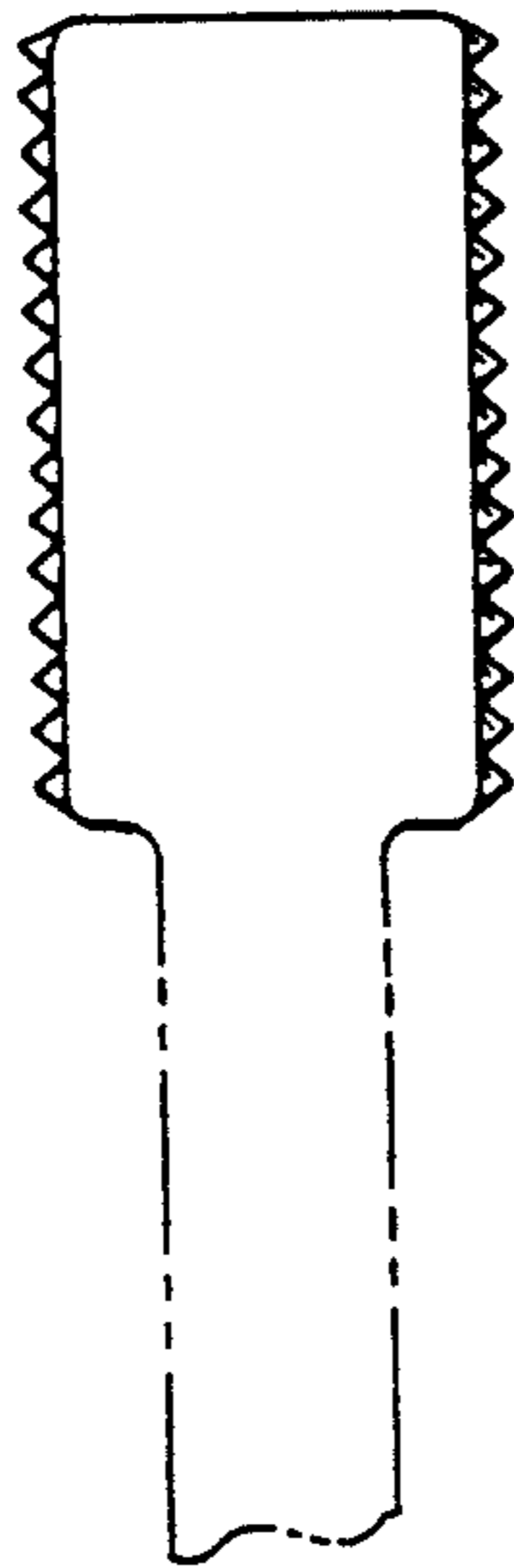


FIG. 3




FIG. 4

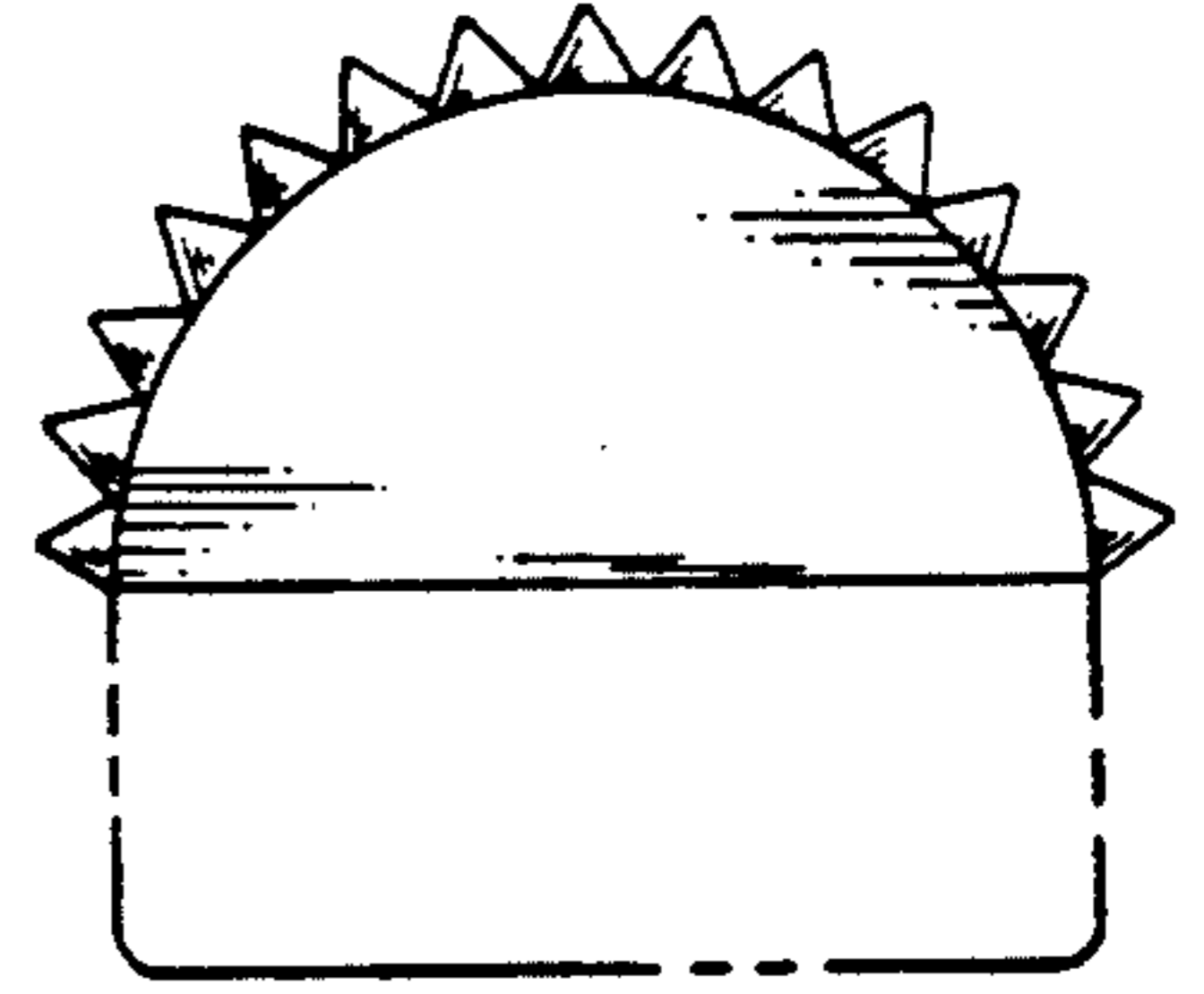


FIG. 5

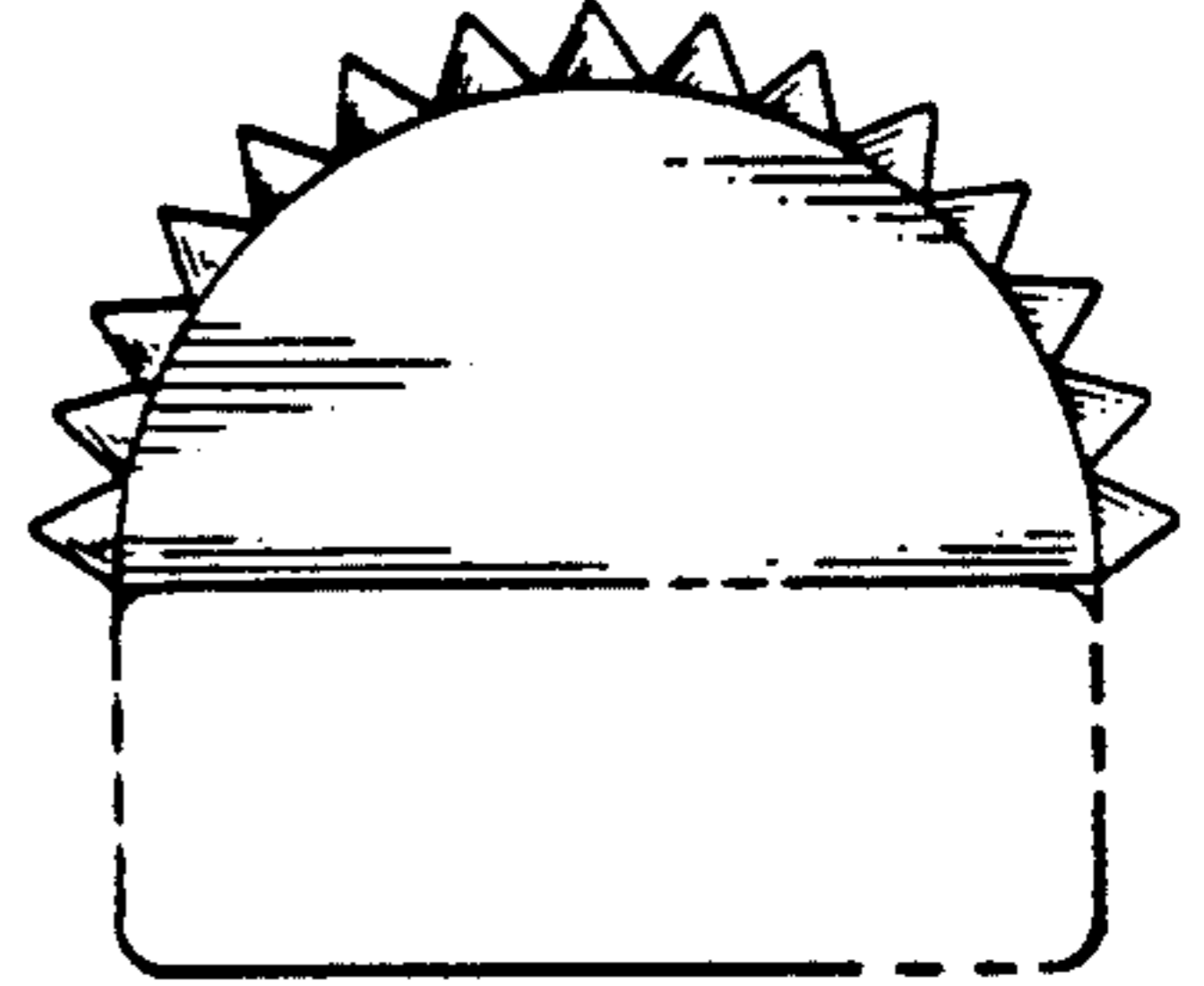


FIG. 6




FIG. 7

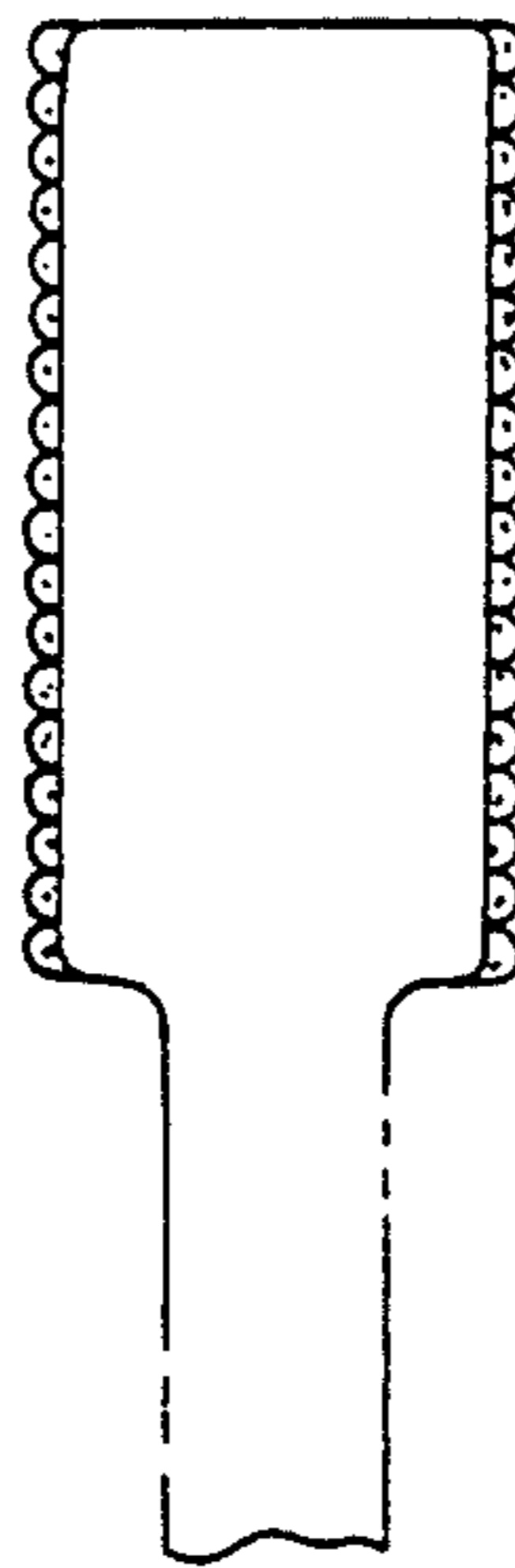


FIG. 8




FIG. 9

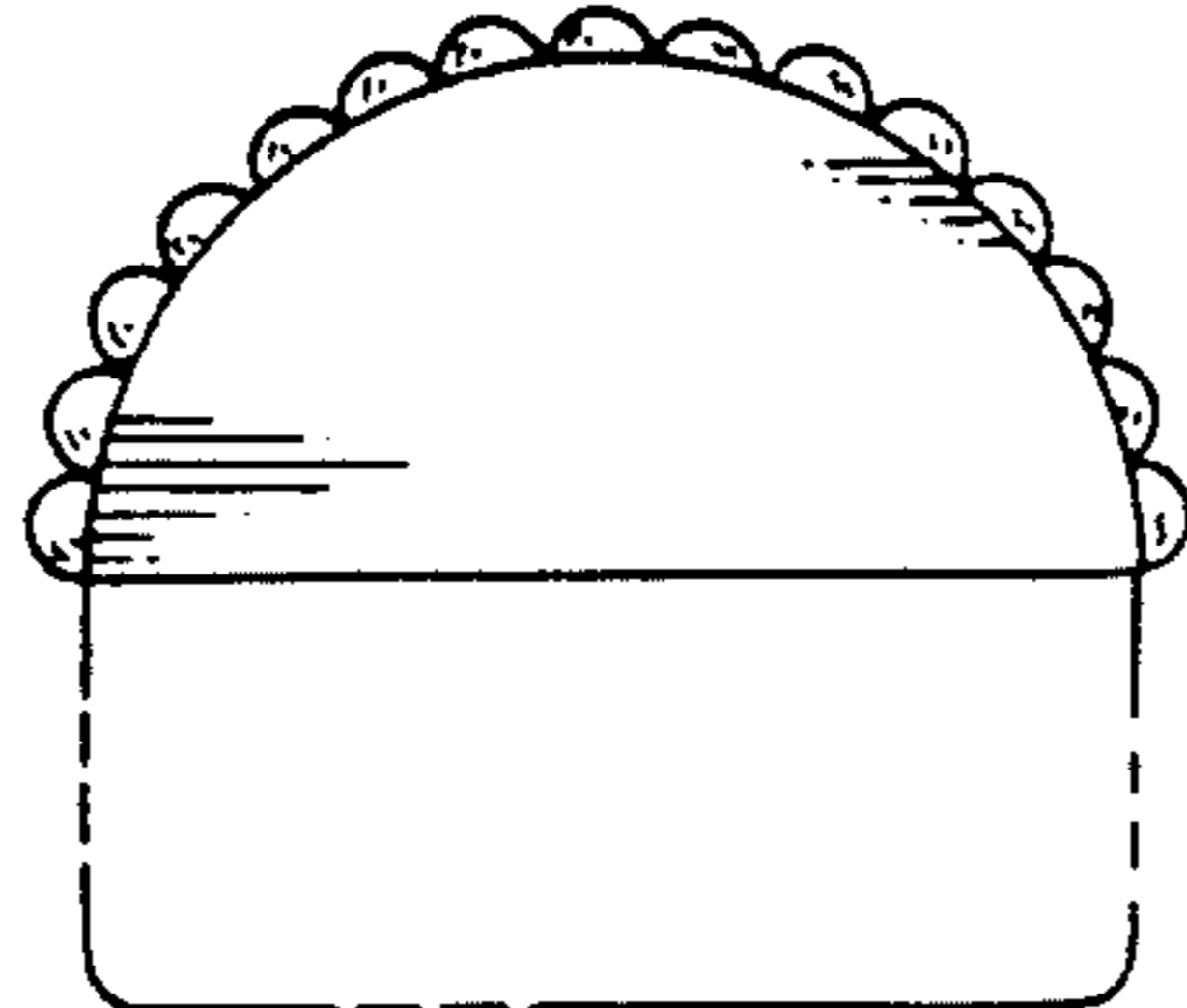


FIG. 10

