



US00D346423S

# United States Patent [19] Kitagawa

[11] Patent Number: Des. 346,423  
[45] Date of Patent: \*\* Apr. 26, 1994

[54] FISHING TACKLE SWIVEL

[75] Inventor: Yasuhiro Kitagawa, Takeo, Japan

[73] Assignee: Kabushiki-Kaisha Yo-Zuri, Takeo, Japan

[\*\*] Term: 14 Years

[21] Appl. No.: 1,466

[22] Filed: Nov. 13, 1992

[52] U.S. Cl. .... D22/134; D8/367

[58] Field of Search ..... D8/349, 367; 403/78, 403/164-165, 2; D22/143-144, 199, 134

[56] References Cited

## U.S. PATENT DOCUMENTS

D. 157,122	2/1950	Blake et al. ....	D8/349
D. 326,601	6/1992	Smith .....	D8/356
4,687,365	8/1987	Promersberger .....	403/2

Primary Examiner—Wallace R. Burke

Assistant Examiner—H. Baynham

Attorney, Agent, or Firm—Jordan and Hamburg

[57] CLAIM

The ornamental design for a fishing tackle swivel, as shown.

## DESCRIPTION

FIG. 1 is a perspective view of a fishing tackle swivel showing my new design;

FIG. 2 is a front view thereof;

FIG. 3 is a rear view thereof;

FIG. 4 is a top plan view thereof;

FIG. 5 is a bottom view thereof;

FIG. 6 is a left side view thereof;

FIG. 7 is a right side view thereof; and,

FIG. 8 is a perspective view of a second embodiment of the design shown in FIG. 1.

The appearance of the undisclosed side view of the bottom hook of the second embodiment is identical to the front and rear views of the bottom hook shown in FIGS. 2 and 3.




FIG. 1

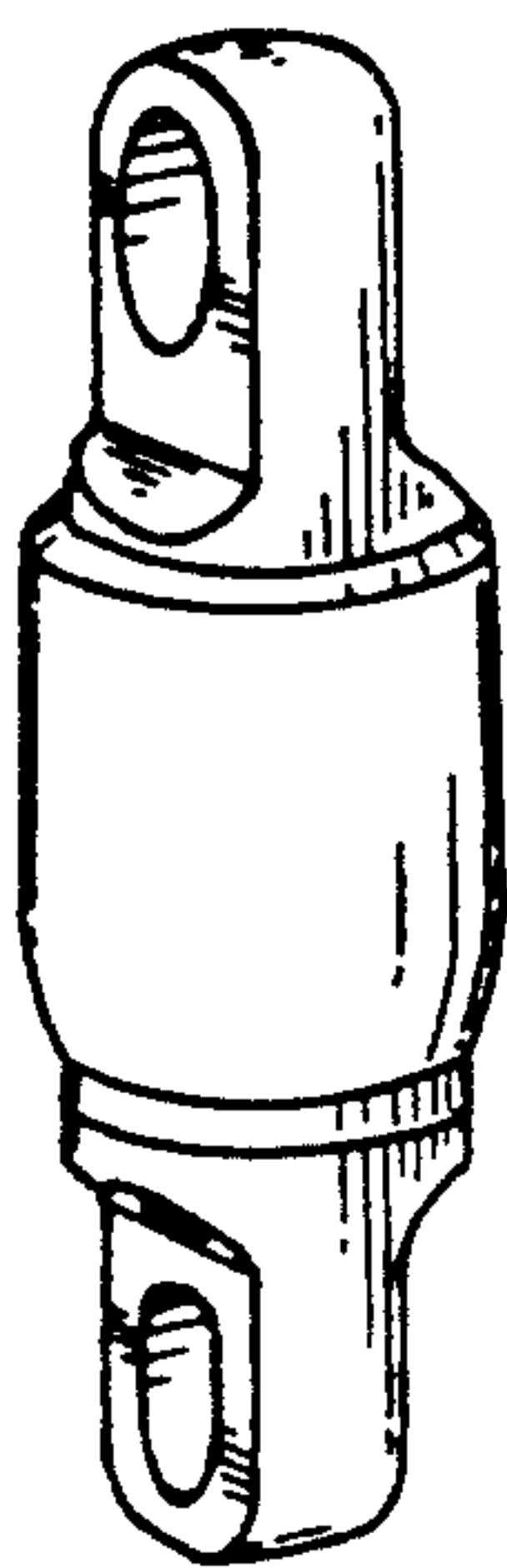


FIG. 2




FIG. 3




FIG. 4

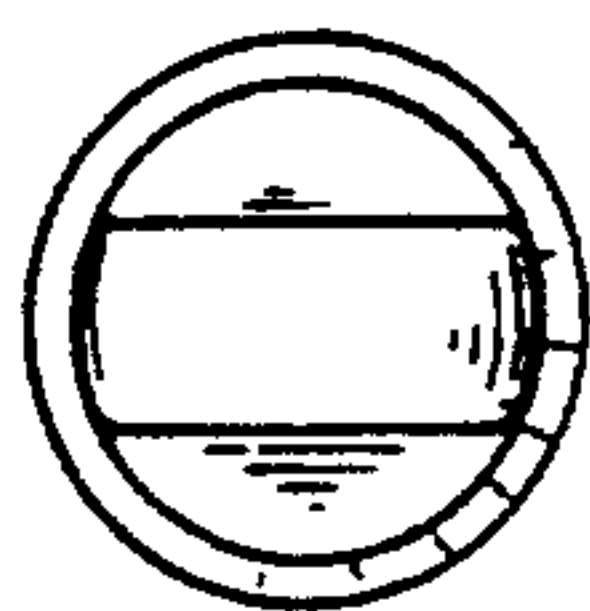


FIG. 5

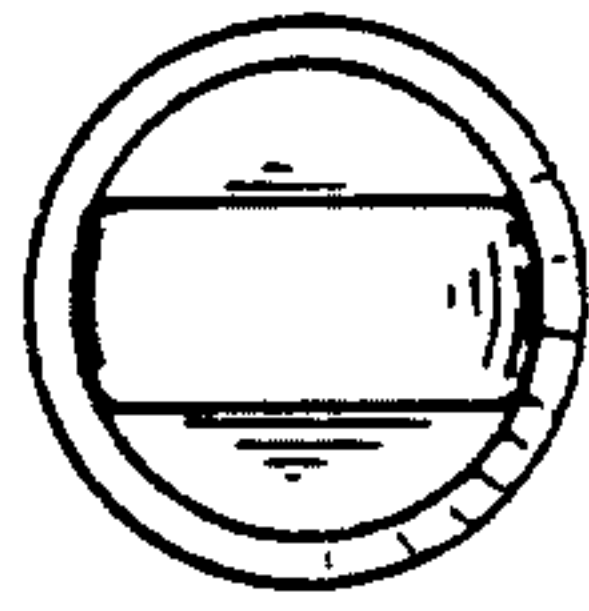


FIG. 6

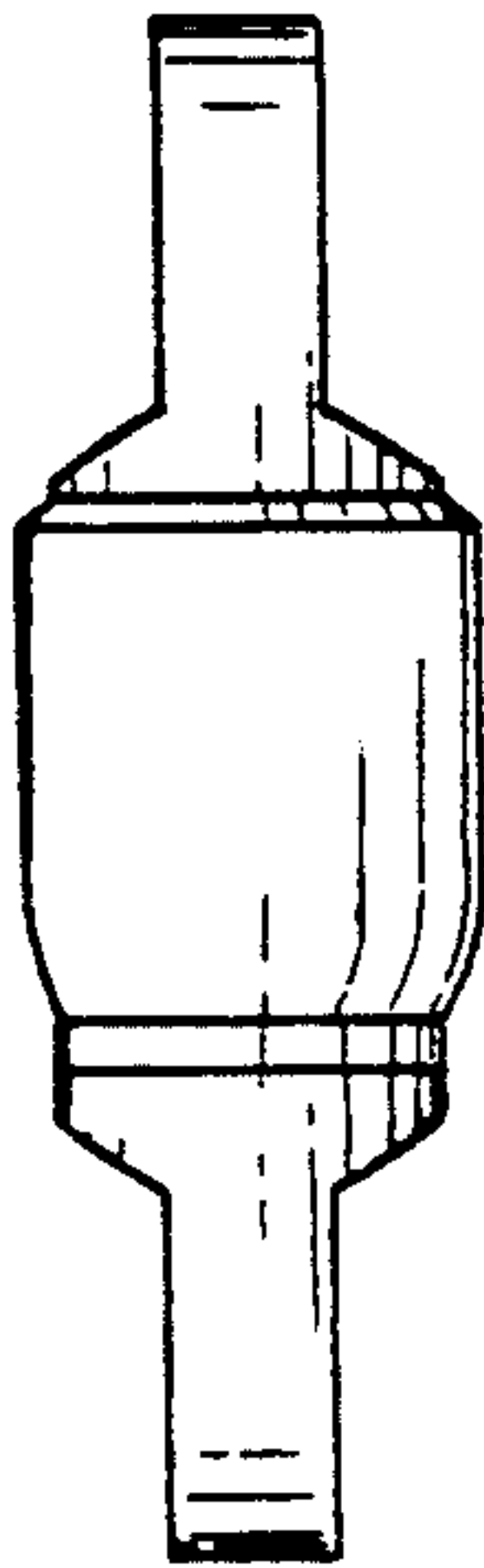


FIG. 7

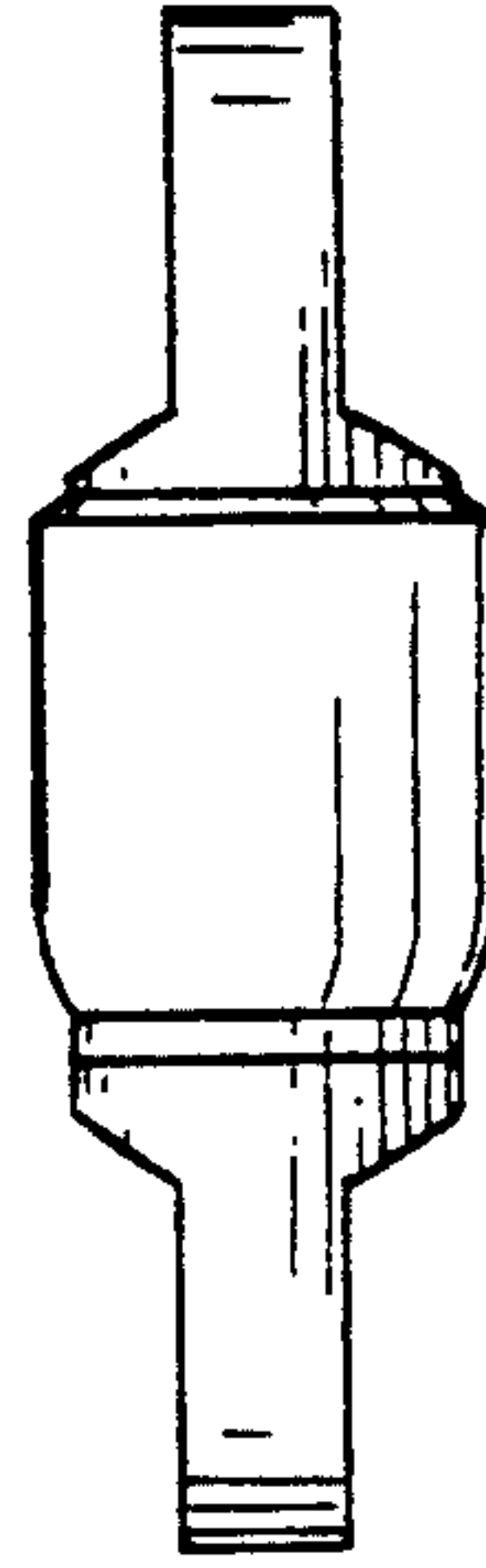


FIG. 8

