



US00D346422S

United States Patent [19]

[11] Patent Number: **Des. 346,422**

Seber et al.

[45] Date of Patent: **** Apr. 26, 1994**

[54] KNIFE WITH CUTTING HOOK

[75] Inventors: **Brett P. Seber**, Escondido; **Randolph J. Morton**, Lakeside; **William H. Keys**, El Cajon; **Patrick W. Kraft**; **William R. Bates, Jr.**, both of Santee; **Marlow D. Hussey**, Alpine, all of Calif.

[73] Assignee: **Buck Knives, Inc.**, El Cajon, Calif.

[**] Term: **14 Years**

[21] Appl. No.: **929,724**

[22] Filed: **Aug. 13, 1992**

[52] U.S. Cl. **D22/118**

[58] Field of Search 30/298, 314, 317;
D8/76, 81, 98, 105; 42/94; D22/118

[56] References Cited

U.S. PATENT DOCUMENTS

D. 287,042	12/1986	Hoffman	D22/118
D. 299,375	1/1989	Pipes	D22/118
2,630,314	3/1953	Cadwallader	D22/118

OTHER PUBLICATIONS

Sporting Classics, p. 97 (Jan.-Feb. 1992).
Knives '91, pp. 124, 169, 174, and 194.

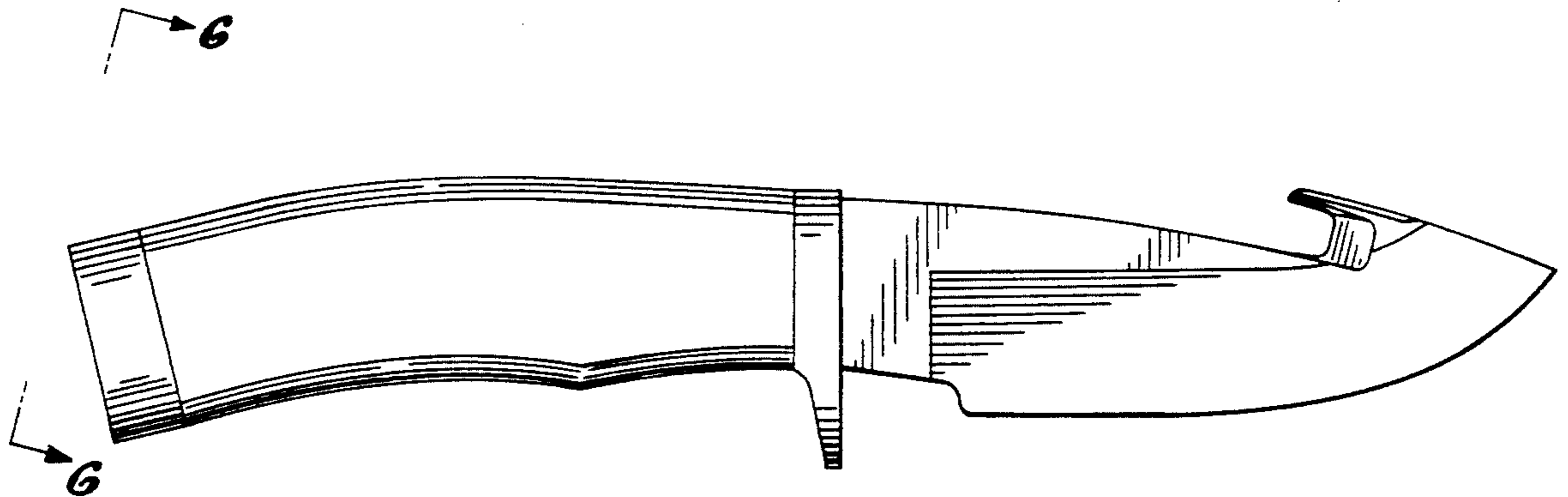
Primary Examiner—A. Hugo Word
Assistant Examiner—R. Seifert
Attorney, Agent, or Firm—Gregory Garmong

[57] CLAIM

The ornamental design for a knife with cutting hook, as shown and described.

DESCRIPTION

FIG. 1 is a right-side elevational view of a knife with cutting hook, the left-side elevational view being substantially identical thereto;
FIG. 2 is a top view thereof;
FIG. 3 is a bottom view thereof;
FIG. 4 is a back elevational view thereof from the butt end of the knife with cutting hook;
FIG. 5 is a front elevational view thereof from the point end of the knife with cutting hook; and,
FIG. 6 is a perspective view of the knife with cutting hook taken from the perspective 6—6 of FIG. 1.



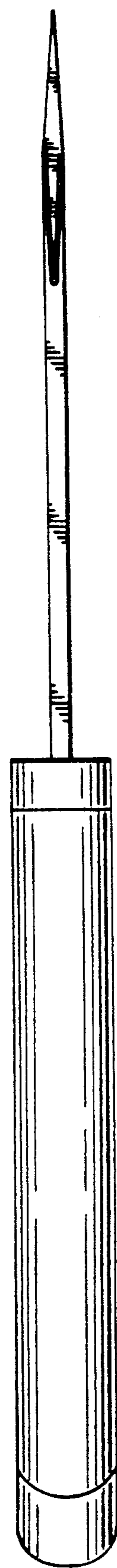
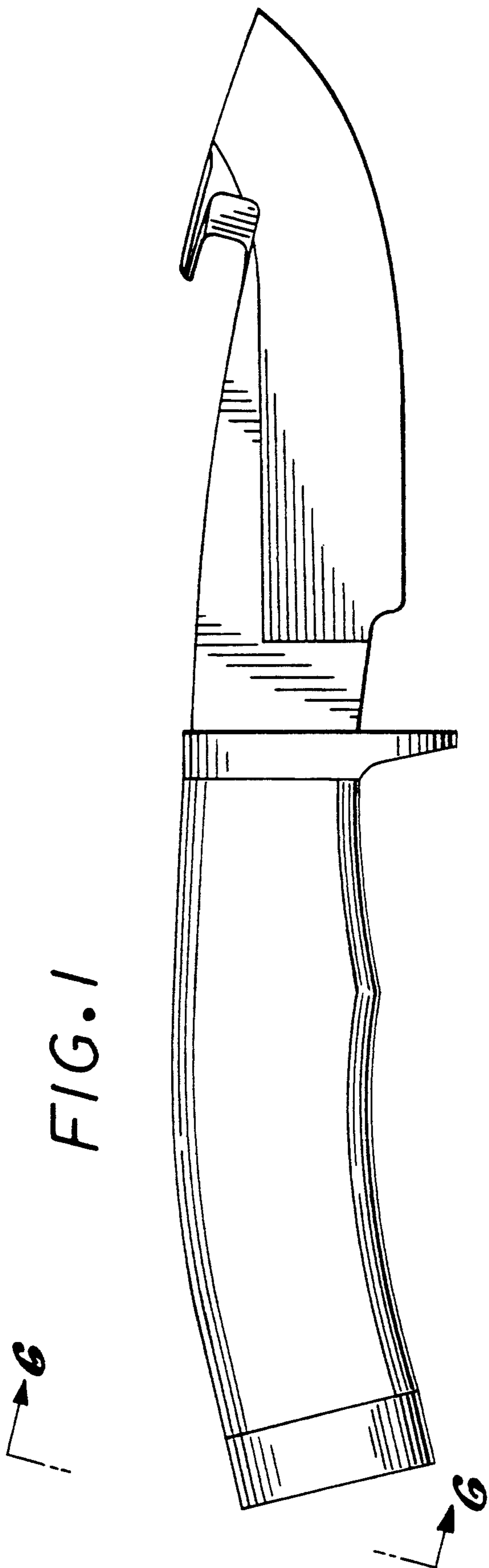


FIG. 3




FIG. 6




FIG. 5



FIG. 4

