



US00D346397S

United States Patent [19]

[11] Patent Number: **Des. 346,397**

Iwasaki et al.

[45] Date of Patent: **** Apr. 26, 1994**

[54] **GRAVURE ROLL**

[75] Inventors: **Takashi Iwasaki; Yoshinari Yasui,**
both of Ebina, Japan

[73] Assignee: **Yasui Seiki Co., Ltd.,** Tokyo, Japan

[**] Term: **14 Years**

[21] Appl. No.: **214,102**

[22] Filed: **Jun. 30, 1988**

[30] **Foreign Application Priority Data**

Jan. 5, 1988 [JP] Japan 63-7

[52] U.S. Cl. **D18/58**

[58] **Field of Search** **D4/123; 15/215;**
101/389.1, 147, 141, 150, 153, 156, 118, 170,
387; 358/299; D8/7, 8, 9, 14; D26/122, 120;
D18/22; D25/113, 128, 129, 143, 145, 157, 138,
103, 107, 108

[56] **References Cited**

U.S. PATENT DOCUMENTS

306,251 8/1884 Hayden D25/113
2,338,558 1/1944 Wickwire, Jr. 101/170
3,186,336 6/1965 Kirby 101/389.1

FOREIGN PATENT DOCUMENTS

18043 1/1972 Australia .
2360353 3/1978 France .
45812 10/1983 Japan .
83236 12/1983 Japan .

0214574 3/1987 Japan .
10044 5/1978 Switzerland .
4128077 5/1978 Switzerland .
1017640 1/1966 United Kingdom .
2237556 1/1973 United Kingdom .
36166 4/1973 United Kingdom .
1349173 3/1974 United Kingdom .
2526390 5/1976 United Kingdom .
26307 4/1979 United Kingdom .

OTHER PUBLICATIONS

Handbook on Gravure Printing—Pub date Jul. 25, 1981
M. Araki editor pp. 1-3.

Primary Examiner—A. Hugo Word

Assistant Examiner—R. T. Seifert

[57] **CLAIM**

The ornamental design for a gravure roll or similar article, as shown and described.

DESCRIPTION


FIG. 1 is a front elevational view of a gravure roll or similar article showing my new design, the opposite side being identical;

FIG. 2 is a top plan view, the opposite side being identical;

FIG. 3 is an end elevational view, the opposite side being identical;

FIG. 4 is an enlarged partial view of the pattern shown in a flattened condition; and,

FIG. 5 is a sectional view taken along lines 5—5.






FIG. 1




FIG. 2

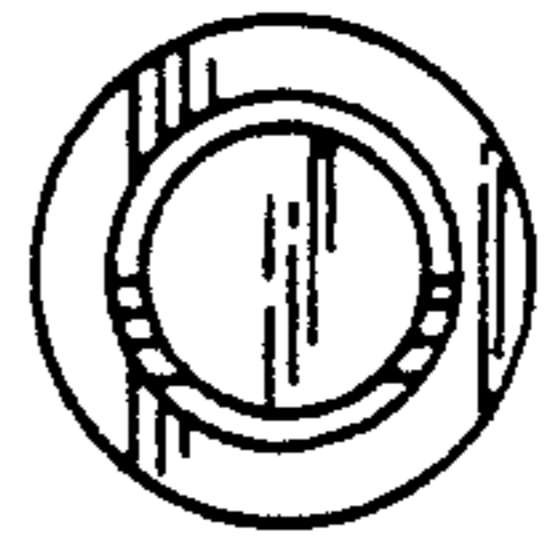


FIG. 3




FIG. 4

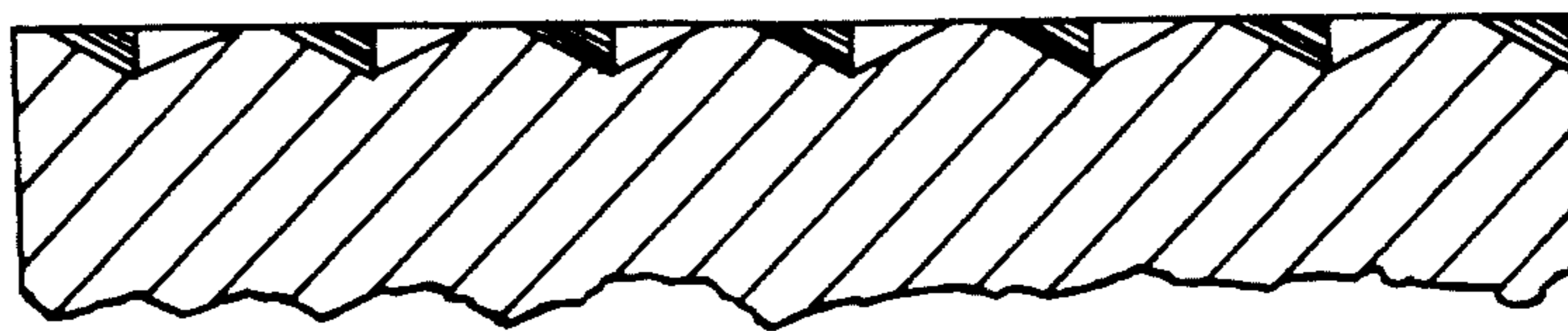


FIG. 5