



US00D346394S

# United States Patent [19]

[11] Patent Number: **Des. 346,394**

Cattaneo

[45] Date of Patent: **\*\* Apr. 26, 1994**

[54] PIANO

[75] Inventor: **Gianni Cattaneo, Marignano, Italy**

[73] Assignee: **General Electro Music Corp., Bensenville, Ill.**

[\*\*] Term: **14 Years**

[21] Appl. No.: **722,276**

[22] Filed: **Jun. 27, 1991**

[52] U.S. Cl. .... **D17/7**

[58] Field of Search ..... **84/177, 404, DIG. 17, 84/723; D17/1, 2, 5, 7-9**

[56] **References Cited**

**U.S. PATENT DOCUMENTS**

D. 310,232	8/1990	Dong	.....	D17/8
1,722,643	7/1929	Trenor	.....	84/177
1,893,940	1/1933	Hammond, Jr.	.....	84/723
2,530,251	11/1950	Luberoff	.....	84/177
4,625,617	12/1986	Hara et al.	.....	84/404

**OTHER PUBLICATIONS**

Music Trades, Jan. 1989 p. 34 (Kimbal Piano).

*Primary Examiner*—B. J. Bullock

*Assistant Examiner*—Adir Aronovich


*Attorney, Agent, or Firm*—Gerstman, Ellis & McMillin, Ltd.

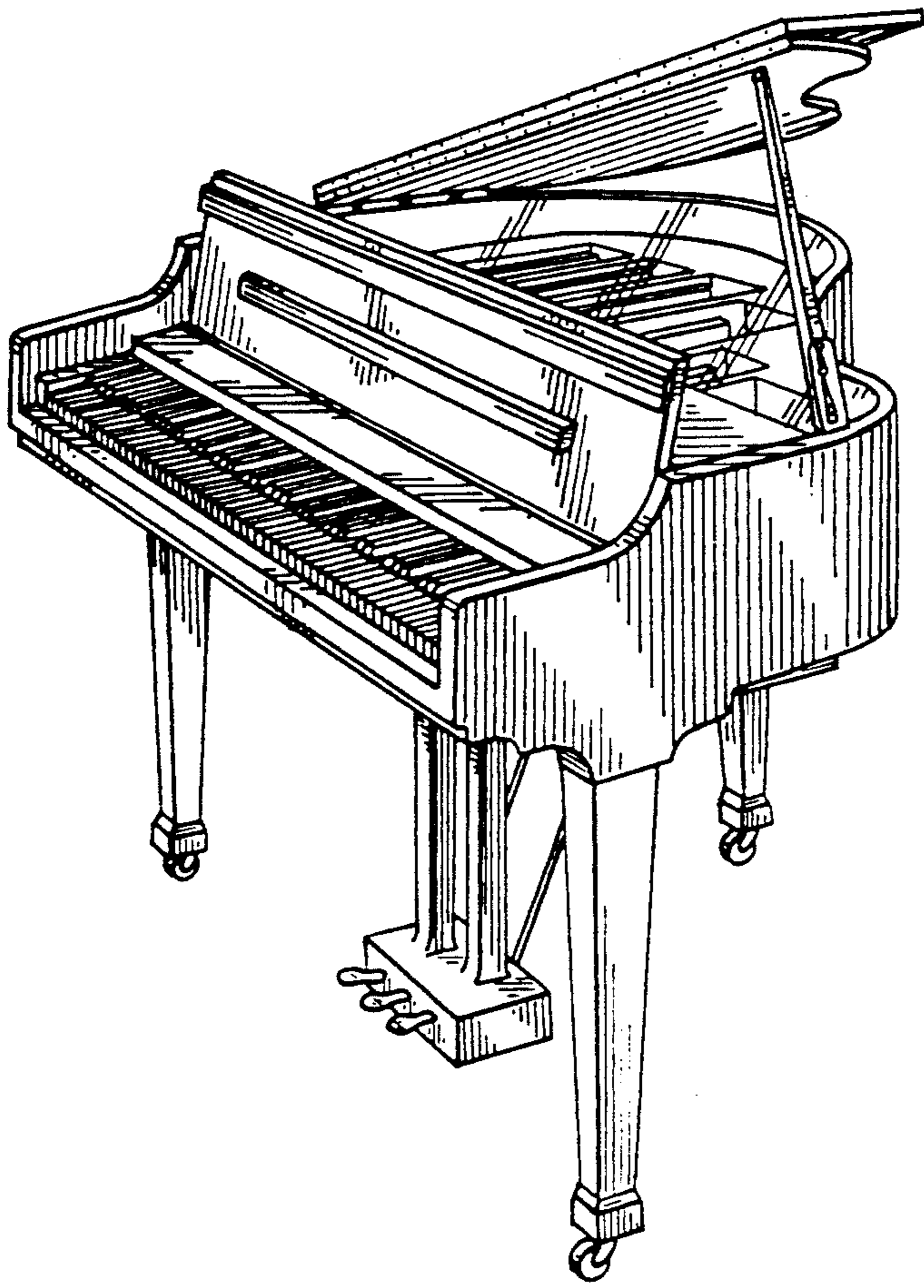
[57] **CLAIM**

The ornamental design for piano, as shown and described.

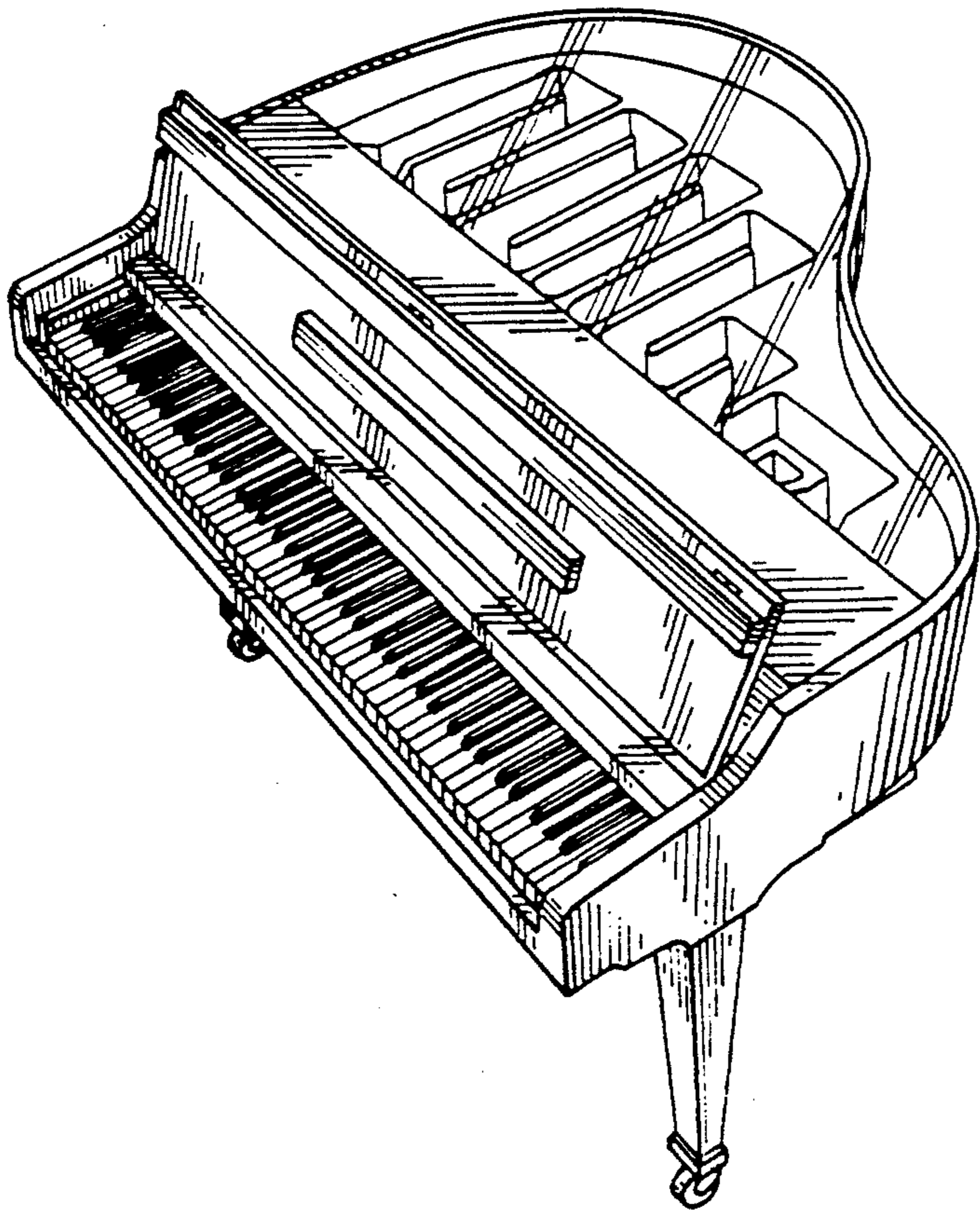
**DESCRIPTION**

FIG. 1 is a top front perspective view of a piano showing my new design;  
 FIG. 2 is a top, front perspective view thereof, without the top cover;  
 FIG. 3 is a top, front perspective view thereof, with the keyboard cover closed;  
 FIG. 4 is an enlarged partial top plan view of the acoustic labyrinth, the piano housing omitted for ease of illustration; and,  
 FIG. 5 is a front elevational view thereof, taken along the line 5—5 of FIG. 4.





*Fig. 1*



*Fig. 2*

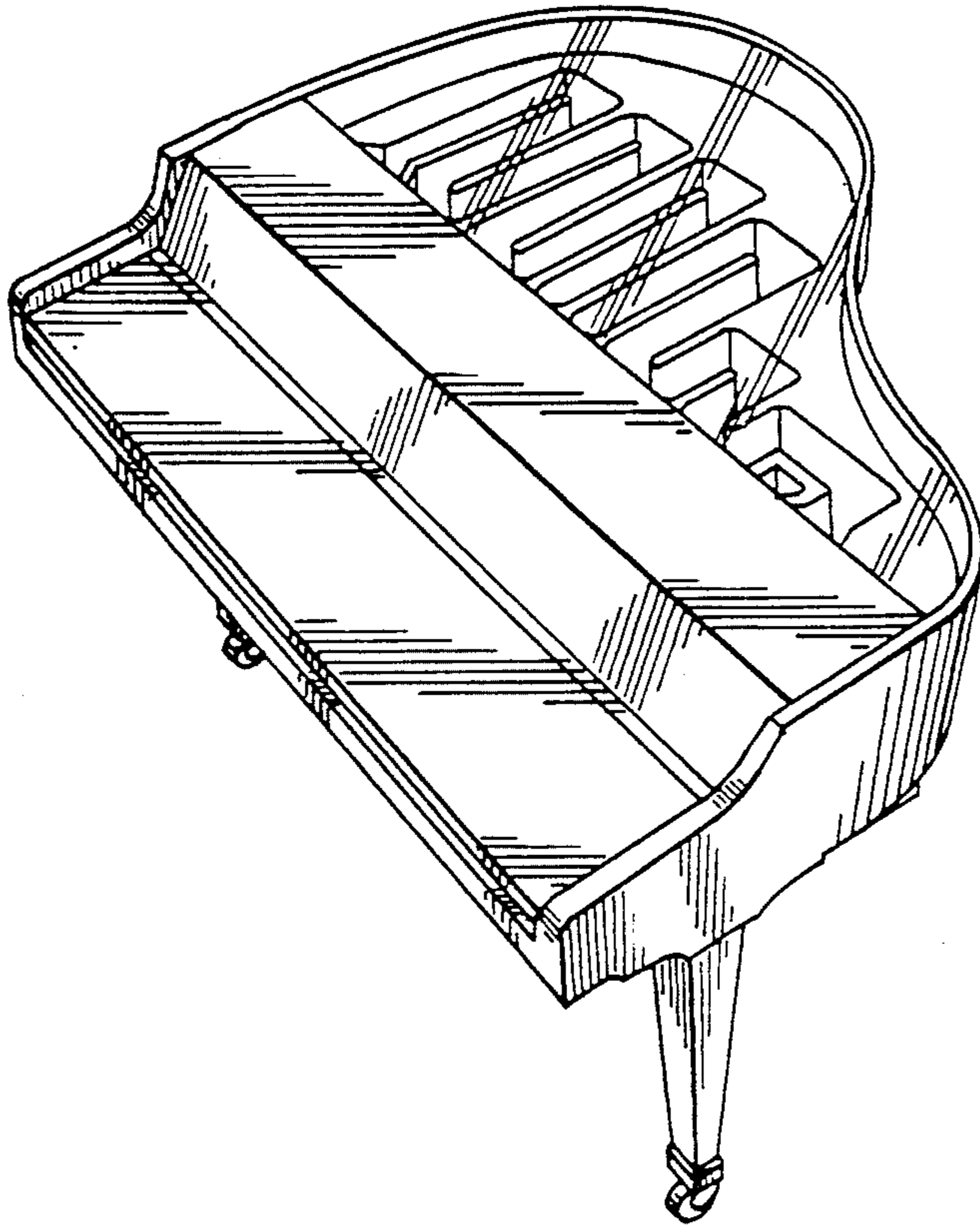


Fig. 3

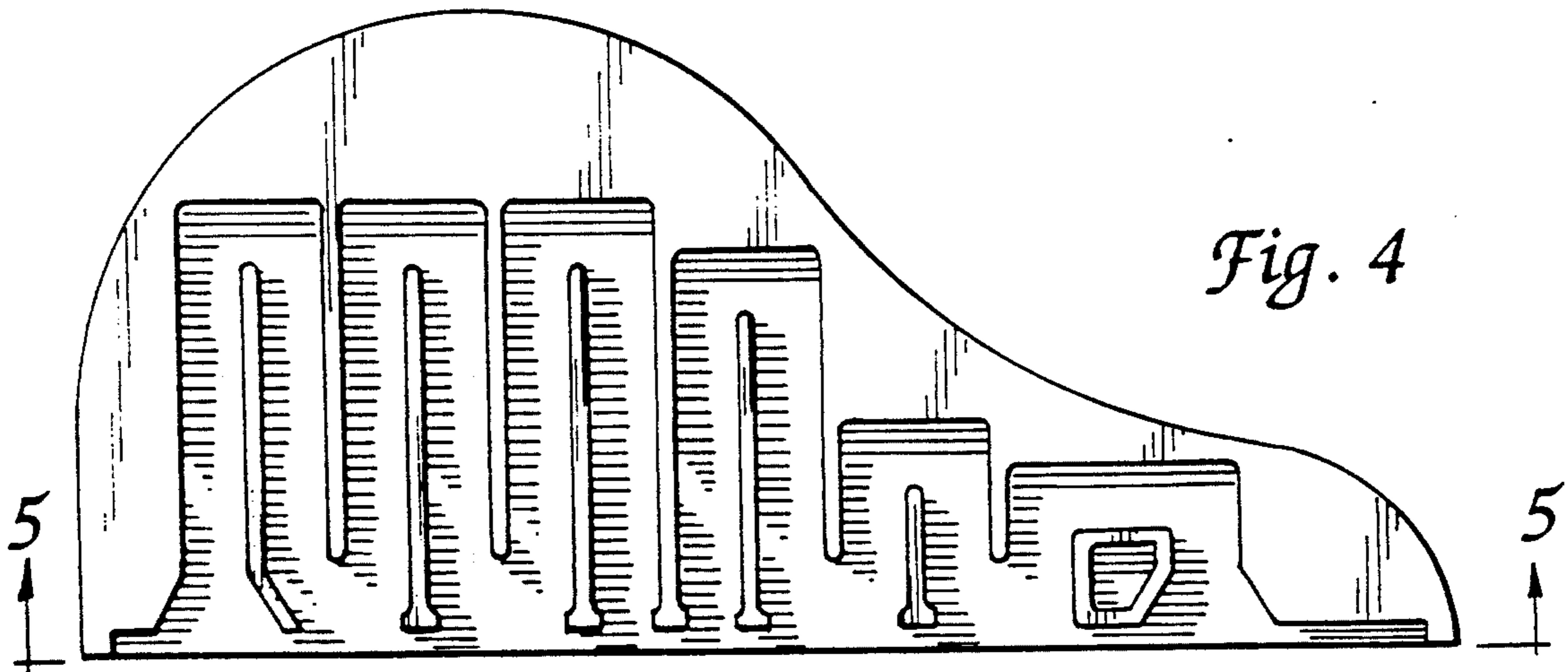


Fig. 4




Fig. 5