



US00D346382S

United States Patent [19]

[11] Patent Number: **Des. 346,382**

Ando et al.

[45] Date of Patent: **** Apr. 26, 1994**

[54] **PORTABLE RADIO TELEPHONE**

[75] Inventors: **Takaharu Ando**, Ryugasaki; **Tadao Nakamura**, Yokohama; **Masahiko Happo**; **Tomiaki Shirakawa**, Takaidohigashi, all of Japan

[73] Assignee: **Kabushiki Kaisha Toshiba**, Kawasaki, Japan

[**] Term: **14 Years**

[21] Appl. No.: **945,351**

[22] Filed: **Sep. 15, 1992**

[52] U.S. Cl. **D14/138; D13/7**

[58] Field of Search 379/433, 419, 420, 428, 379/440, 58-61; D14/137, 138, 140, 142, 147, 148, 149-151, 240, 241, 247, 248, 218, 163; D18/6, 7

[56] **References Cited**

U.S. PATENT DOCUMENTS

- D. 282,364 1/1986 Takahashi et al. D14/147 X
- D. 306,298 2/1990 Sawada et al. D14/138 X
- D. 319,232 8/1991 Konno et al. D14/148 X
- D. 326,471 5/1992 Chen D18/6 X
- D. 330,407 11/1992 Burke D18/7
- D. 332,961 2/1993 Deersman D18/7

- D. 338,203 8/1993 Yuen et al. D14/218
- 4,885,797 12/1989 Leather et al. D14/138 X

Primary Examiner—Alan P. Douglas
Assistant Examiner—Jeffrey Asch
Attorney, Agent, or Firm—Oblon, Spivak, McClelland, Maier & Neustadt

[57] **CLAIM**

The ornamental design for a portable radio telephone, as shown and described.

DESCRIPTION

FIG. 1 is a front, top and right side perspective view of a portable radio telephone with its earphone taken out showing our new design;

FIG. 2 is a front elevational view thereof;

FIG. 3 is a top plan view thereof;

FIG. 4 is a bottom plan view thereof;

FIG. 5 is a right side elevational view thereof;

FIG. 6 is a left side elevational view thereof;

FIG. 7 is a rear elevational view thereof;

FIG. 8 is a front elevational view thereof with its earphone taken out;

FIG. 9 is a right side elevational view thereof with its earphone taken out; and,

FIG. 10 is a rear elevational view with its earphone taken out.

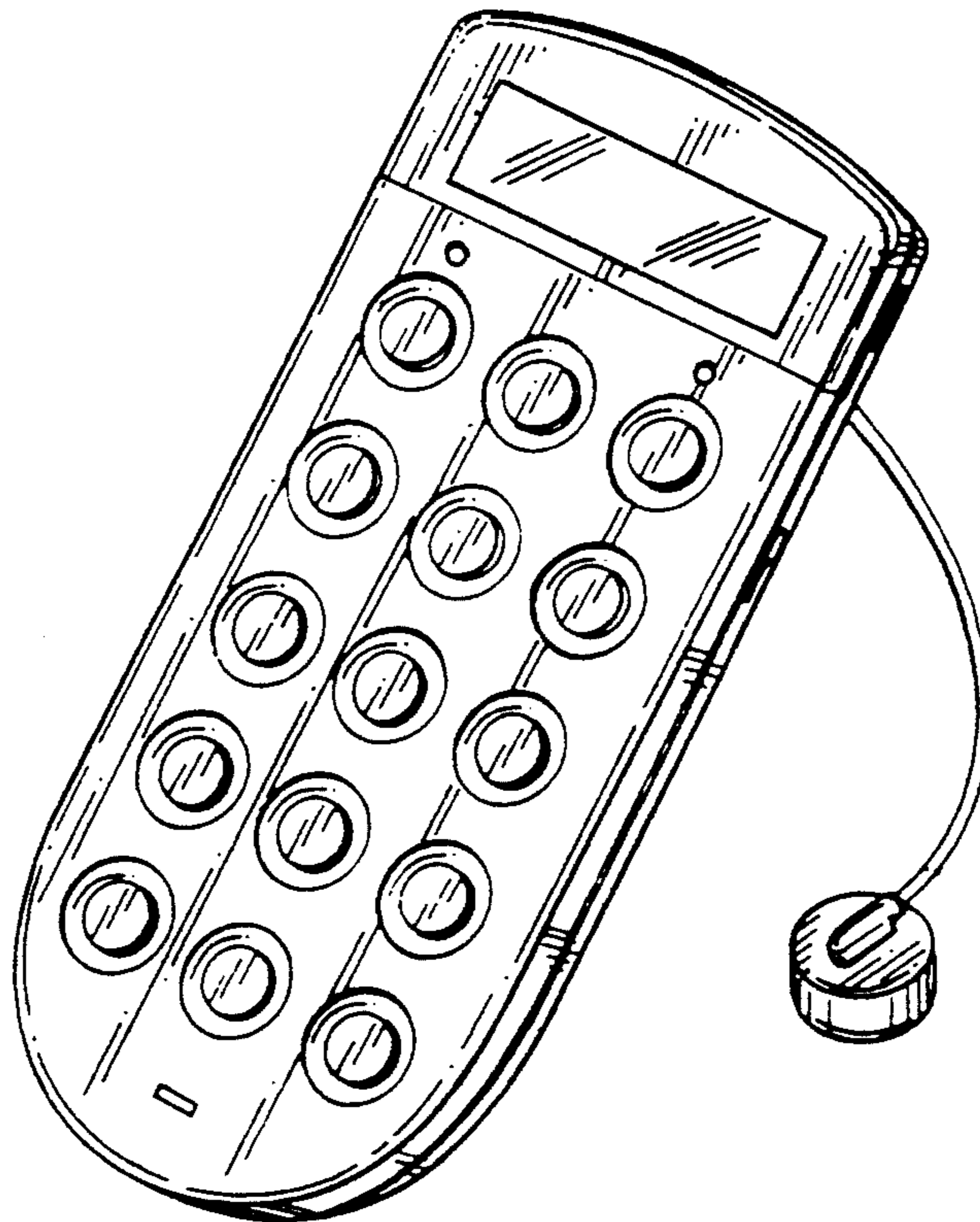


FIG. 1

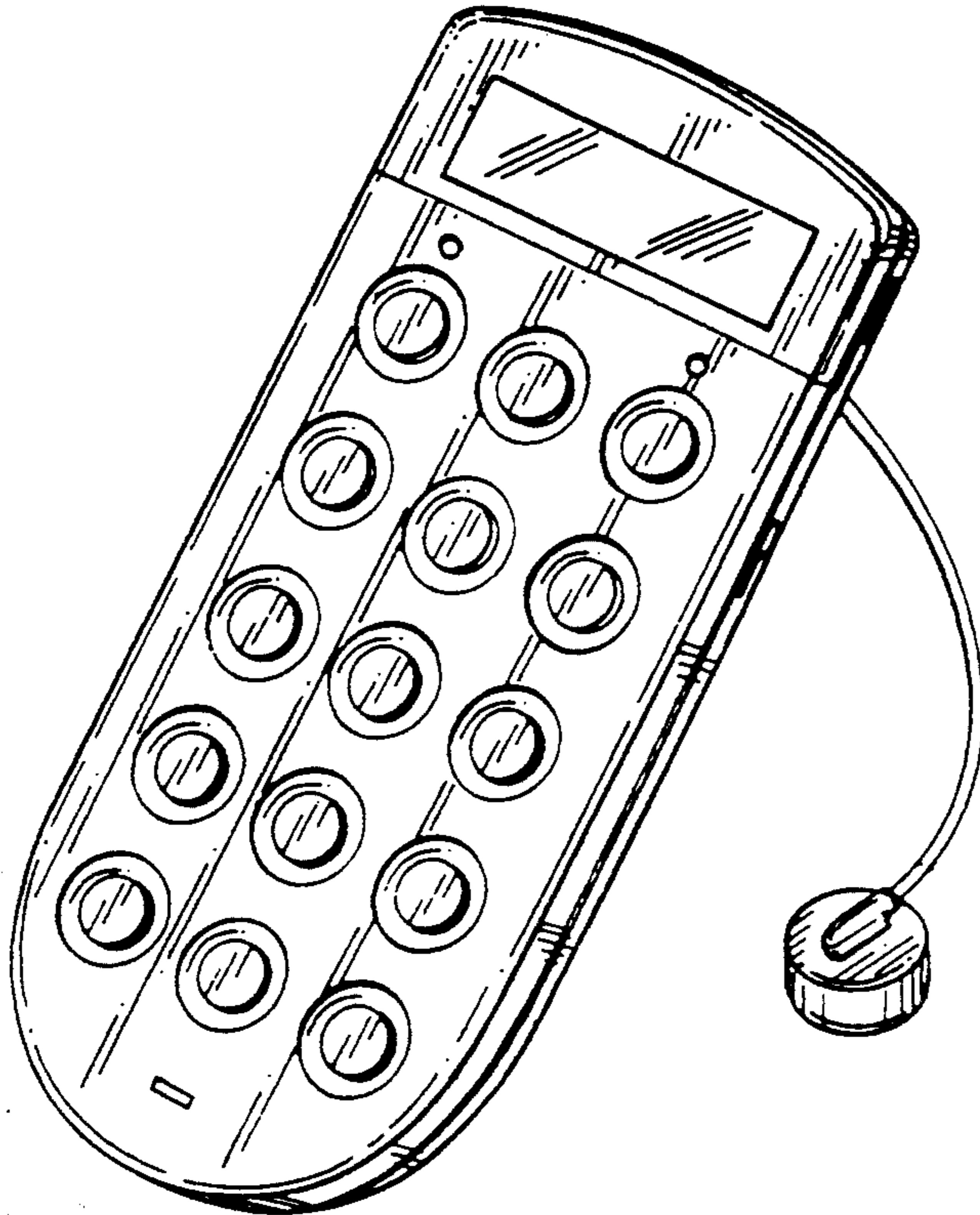


FIG. 2

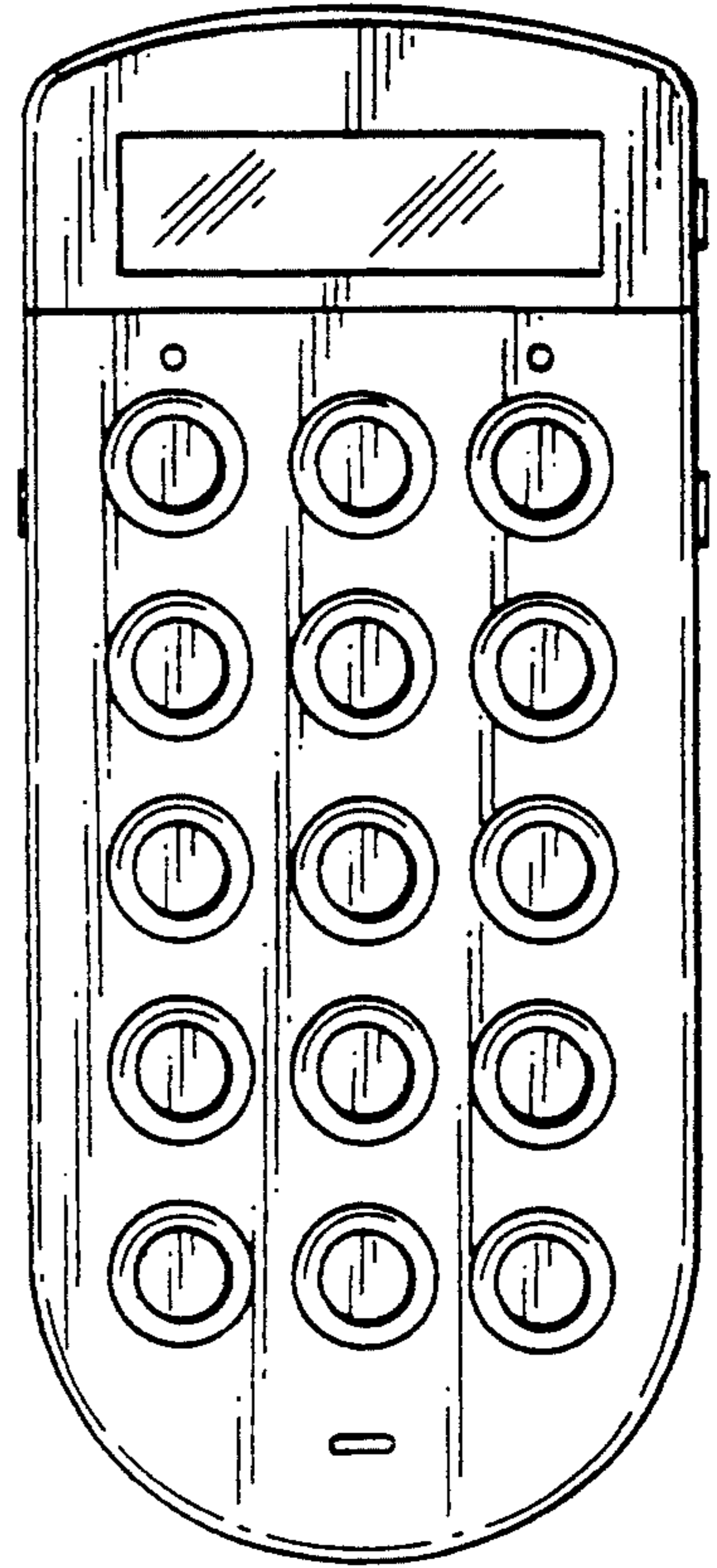


FIG. 3




FIG. 4




FIG. 5




FIG. 6

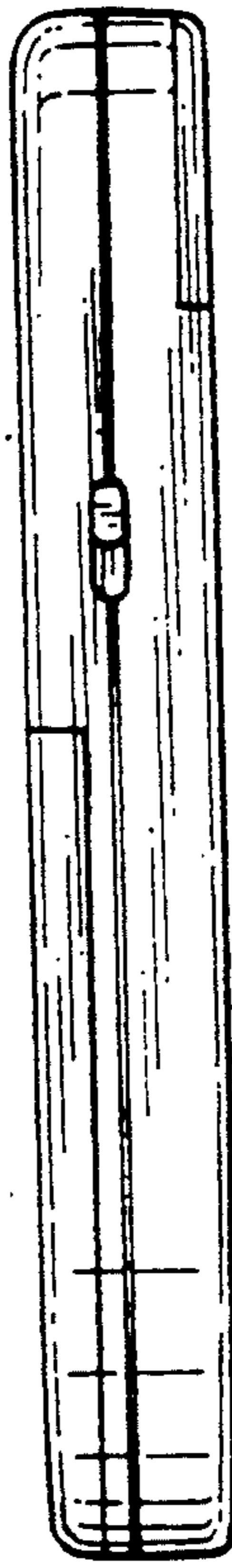


FIG. 7

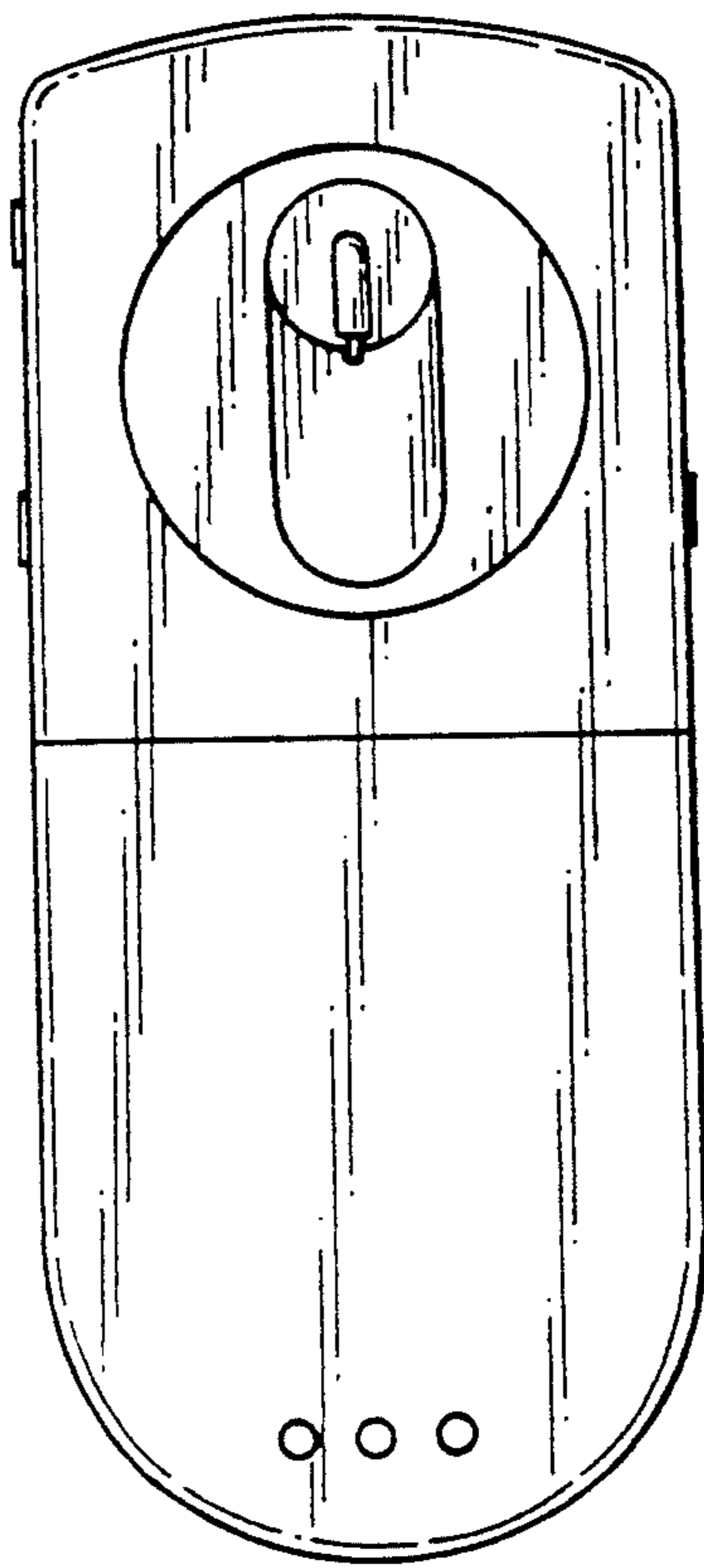


FIG. 8

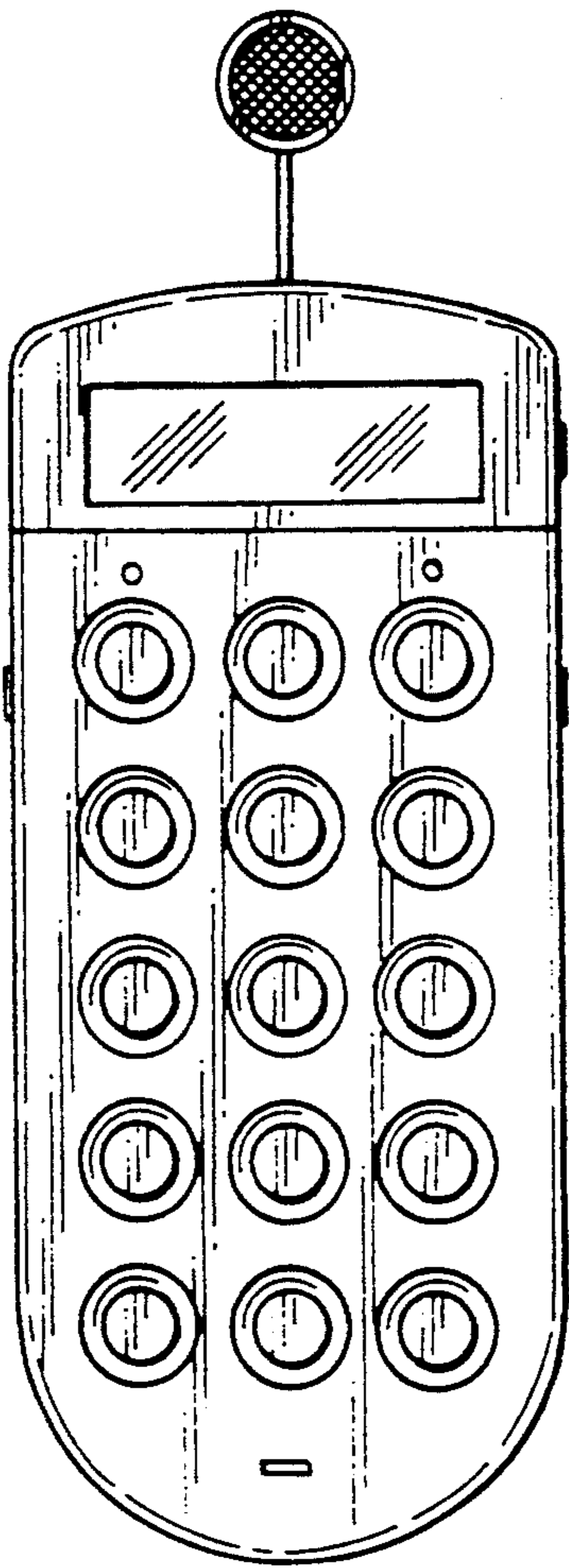


FIG. 9

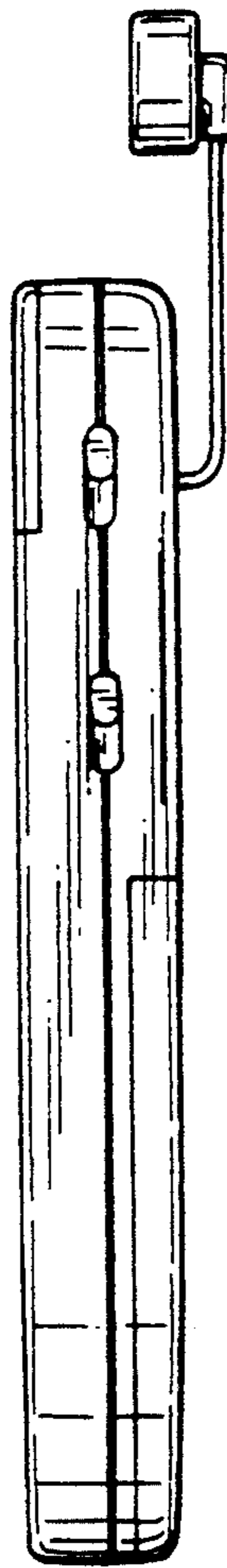


FIG. 10

