



US00D346379S

United States Patent [19]

[11] Patent Number: **Des. 346,379**

Patel et al.

[45] Date of Patent: **** Apr. 26, 1994**

[54] **HOUSING FOR A SINGLE REEL TAPE CARTRIDGE**

[75] Inventors: **Navnit C. Patel**, Wahpeton, N. Dak.;
Charles M. Tischler, Maplewood, Minn.

[73] Assignee: **Minnesota Mining and Manufacturing Company**, St. Paul, Minn.

[**] Term: **14 Years**

[21] Appl. No.: **756,083**

[22] Filed: **Sep. 6, 1991**

[52] U.S. Cl. **D14/121**

[58] Field of Search 242/55.19 A, 197-200;
273/DIG. 28, 85 G; D14/114, 120-122, 299

[56] **References Cited**

U.S. PATENT DOCUMENTS

D. 223,098	3/1972	Catalano et al.	D14/121
D. 224,683	8/1972	Wada et al.	D14/121
D. 228,789	10/1973	Koni	D14/121
3,774,861	11/1973	Lace	242/55.19 A
4,015,790	4/1977	Gelardi et al.	242/55
4,034,927	7/1977	Leshik	242/56

4,072,992	2/1978	Leshik	360/94
4,383,660	5/1983	Richard et al.	242/197
4,426,047	1/1984	Richard et al.	242/197
4,452,406	6/1984	Richard	242/195
4,775,115	10/1988	Gelardi	242/195
4,817,881	4/1989	Nakai et al.	242/55.19 A
4,881,137	11/1989	Meguro et al.	360/96

Primary Examiner—Theodore M. Shooman
Attorney, Agent, or Firm—Garly L. Griswold; Walter N. Kirn; Charles D. Levine

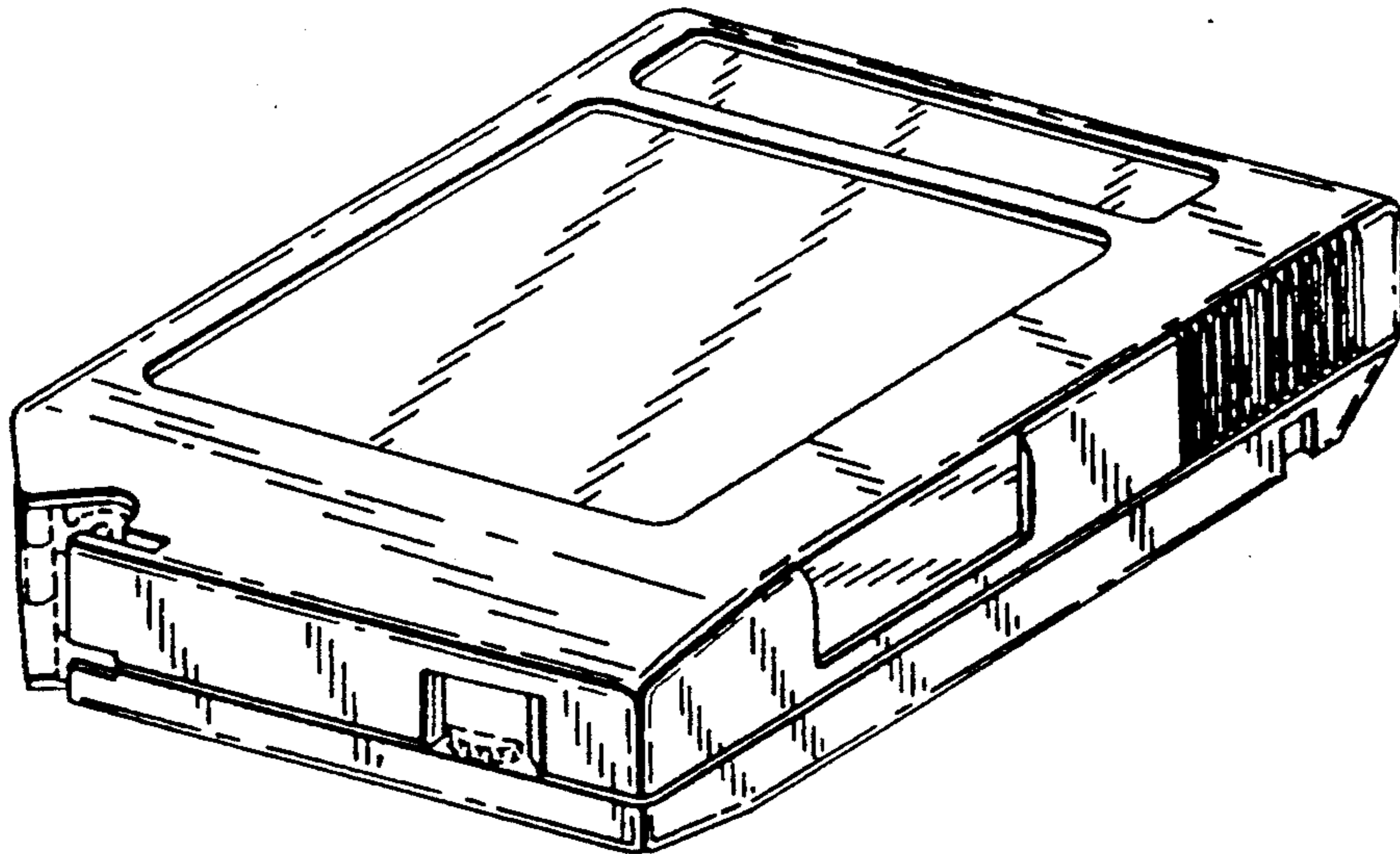
[57] CLAIM

The ornamental design for a housing for a single reel tape cartridge, as shown and described.

DESCRIPTION

FIG. 1 is an isometric view of a housing for a tape cartridge showing our new design; FIG. 2 is a top view thereof; FIG. 3 is a bottom view thereof; FIG. 4 is a front view thereof; FIG. 5 is a back view thereof; FIG. 6 is a right side view thereof; and, FIG. 7 is a left side view thereof.

The broken line showings are for illustrative purposes only and form no part of the claimed design.



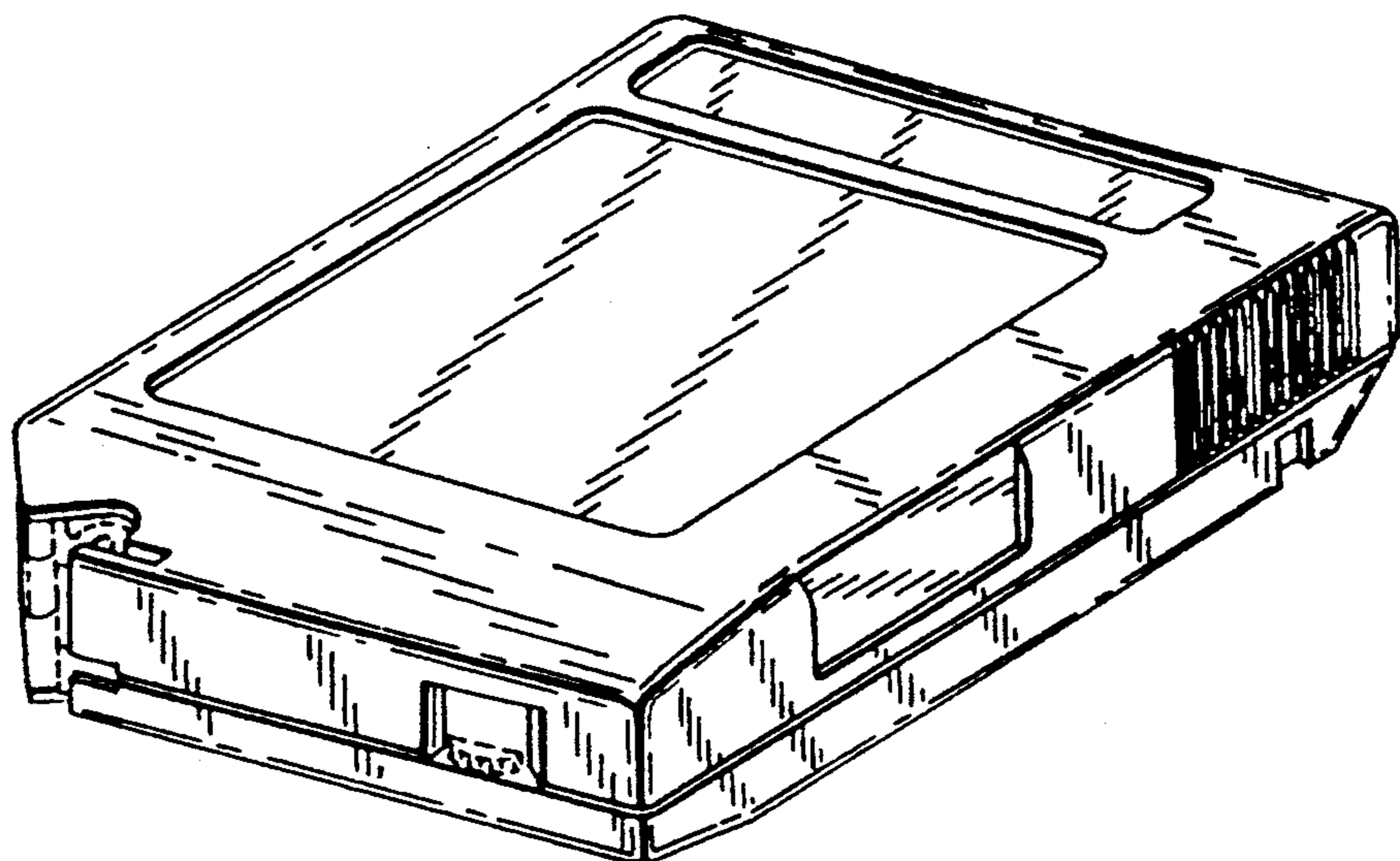


Fig. 1

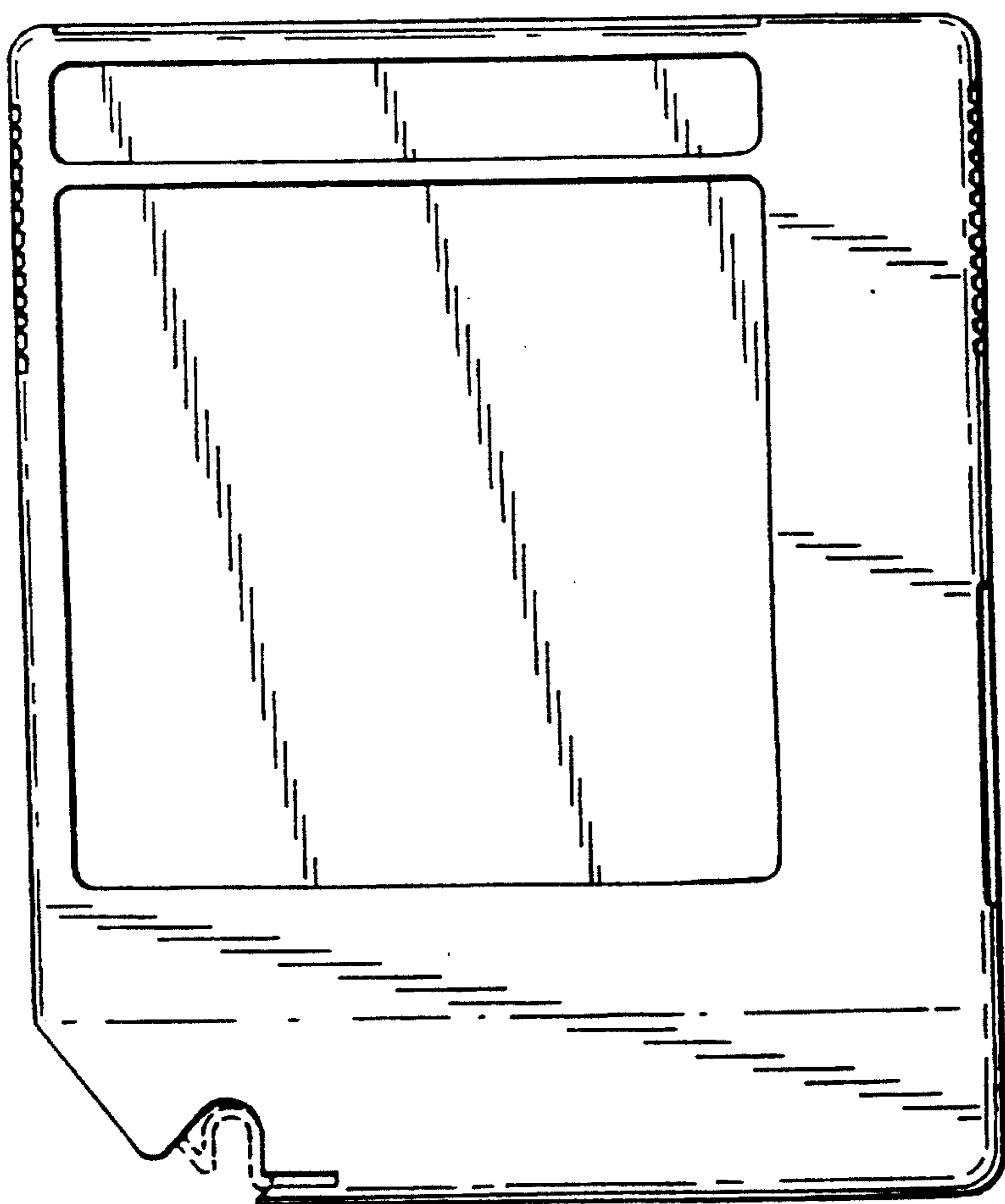


Fig. 2

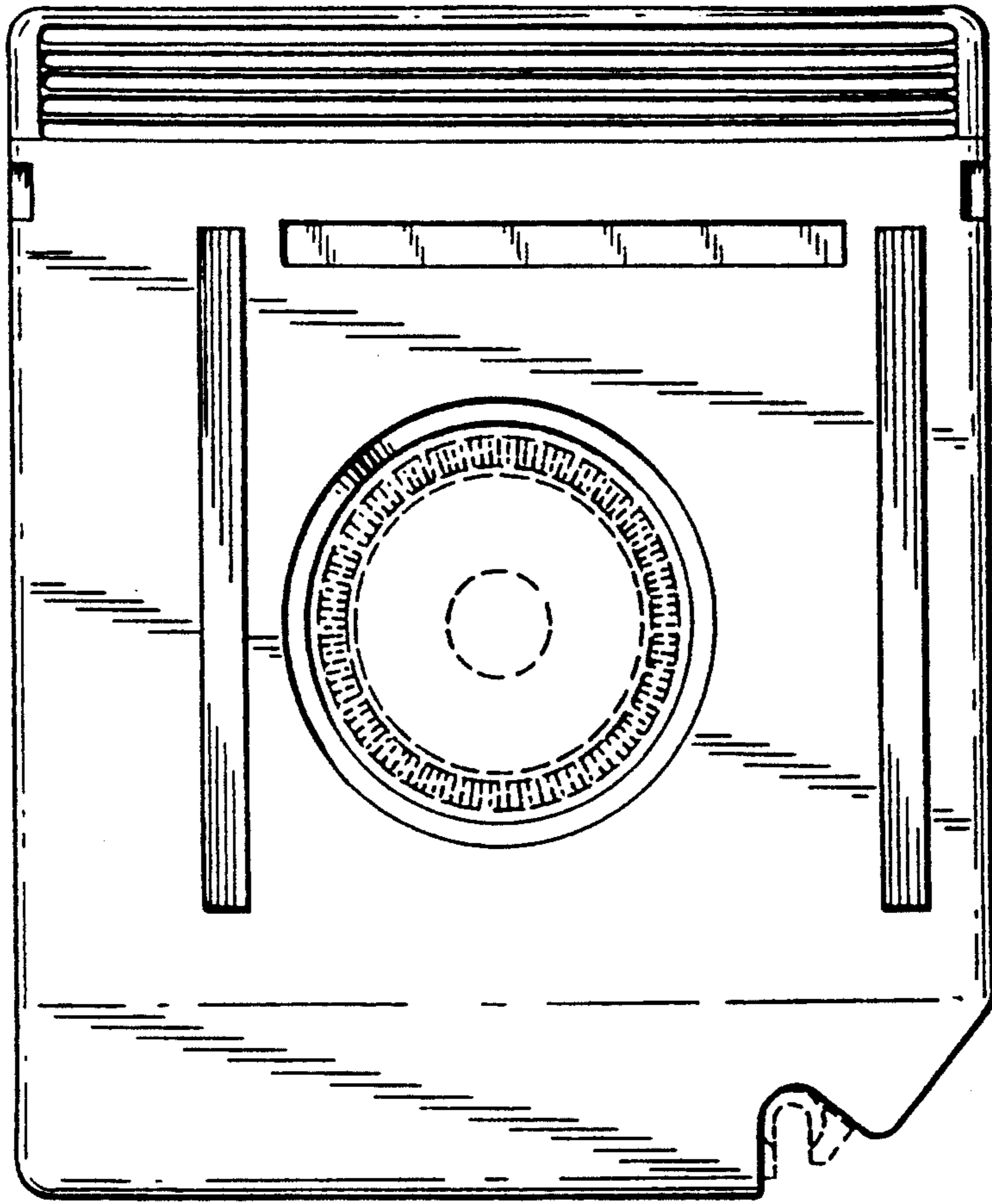


Fig. 3



Fig. 4




Fig. 5

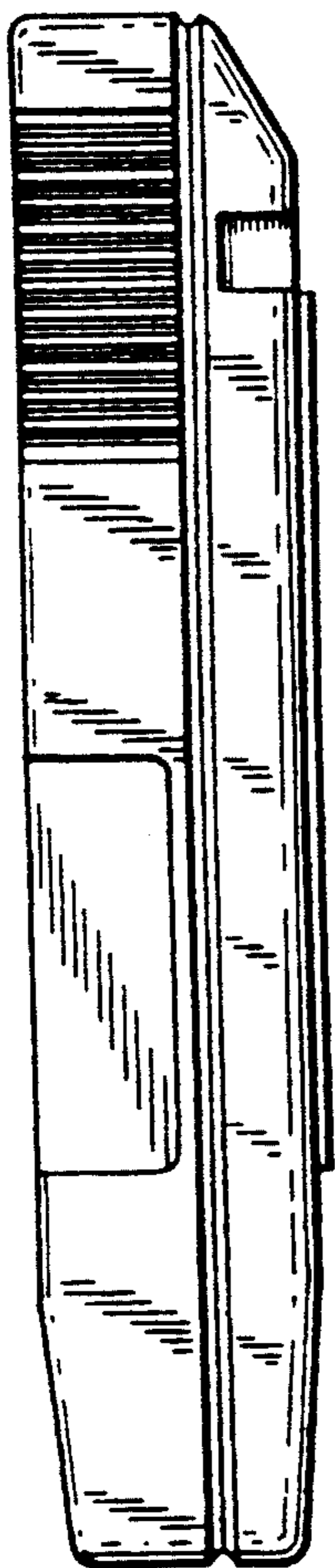


Fig. 6

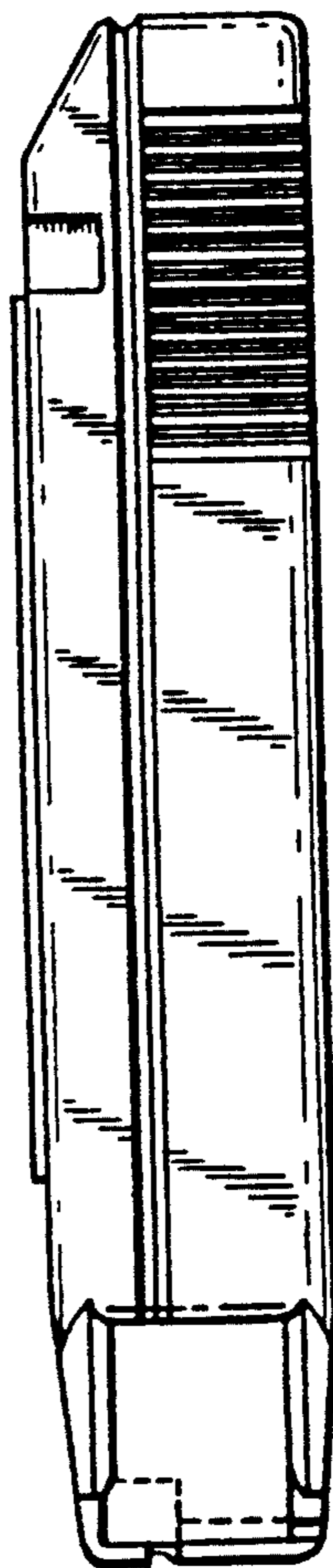


Fig. 7