



US00D346357S

United States Patent [19]
Englander

[11] **Patent Number: Des. 346,357**

[45] **Date of Patent: ** Apr. 26, 1994**

[54] **AUTOMOTIVE MIRROR**

[75] **Inventor: Sol Englander, Flushing, N.Y.**

[73] **Assignee: Rosco, Inc., Jamaica, N.Y.**

[**] **Term: 14 Years**

[21] **Appl. No.: 868,538**

[22] **Filed: Apr. 14, 1992**

[52] **U.S. Cl. D12/189**

[58] **Field of Search 359/838, 842, 843, 844,
359/849, 850, 854, 860, 862-866, 868, 876,
871-874, 881; 248/480, 481, 485-487; D12/189**

[56] **References Cited**

U.S. PATENT DOCUMENTS

D. 164,240	8/1951	Jones	D12/189
2,442,504	6/1948	Miller	D12/189
3,205,777	9/1965	Brenner	248/481
3,316,052	4/1967	Ross	359/838
5,084,785	1/1992	Albers et al.	359/868

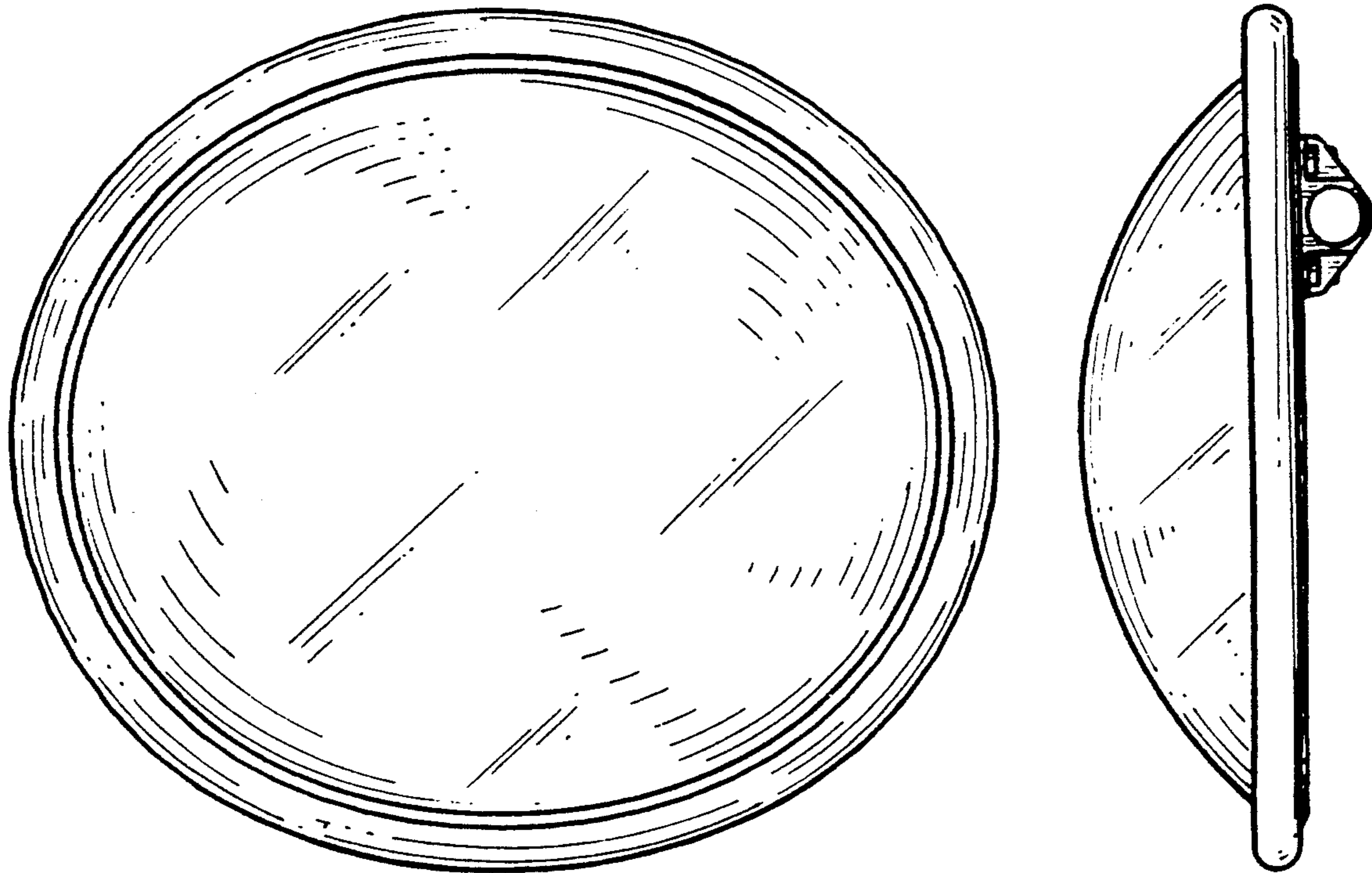
Primary Examiner—James M. Gandy
Attorney, Agent, or Firm—Ostrolenk, Faber, Gerb & Soffen

[57] **CLAIM**

The ornamental design for an automotive mirror, as shown and described.

DESCRIPTION

FIG. 1 is a perspective view of the novel automotive mirror viewed from a rear side thereof;
FIG. 2 is a rear view of the automotive mirror of FIG. 1;
FIG. 3 is a front view of the novel automotive mirror of FIG. 1;
FIG. 4 is a right side end view of the automotive mirror of FIG. 1, in inverted position;
FIG. 5 is a left side end view of the automotive mirror of FIG. 1, in inverted position; and,
FIG. 6 is both a bottom end view and a top end view of the automotive mirror of FIG. 1.






FIG. 1




FIG. 2




FIG. 4




FIG. 3

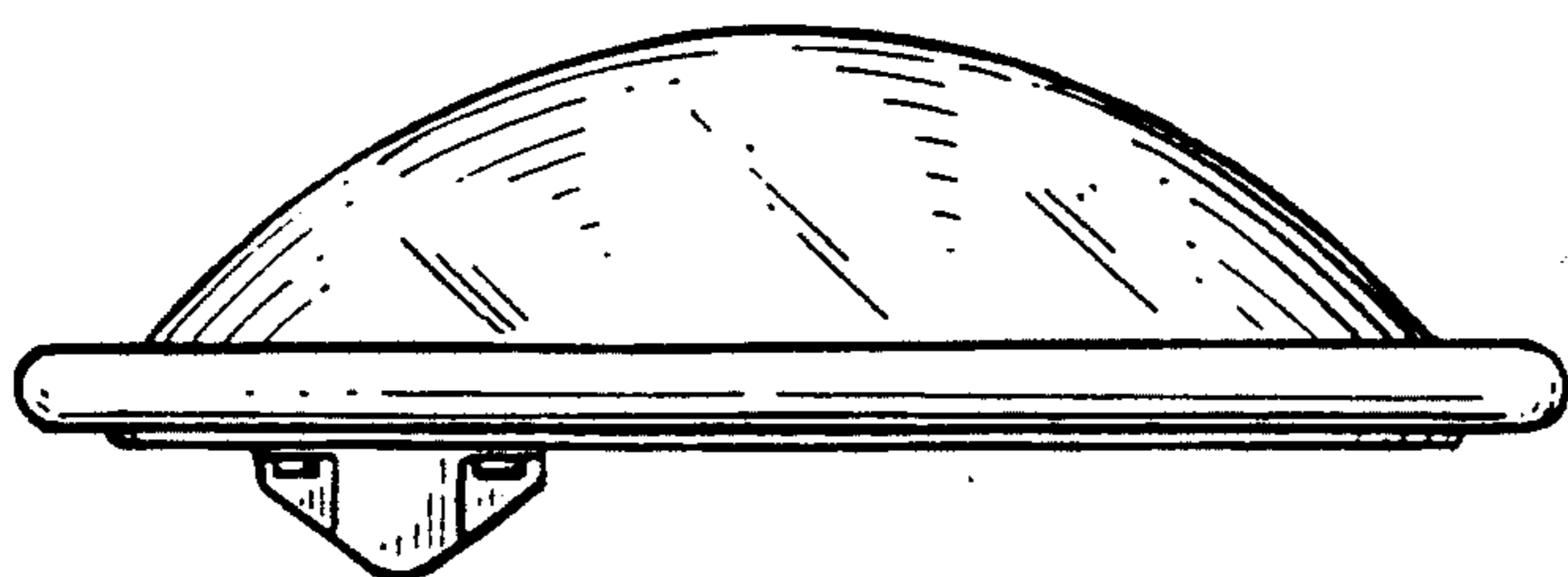


FIG. 5

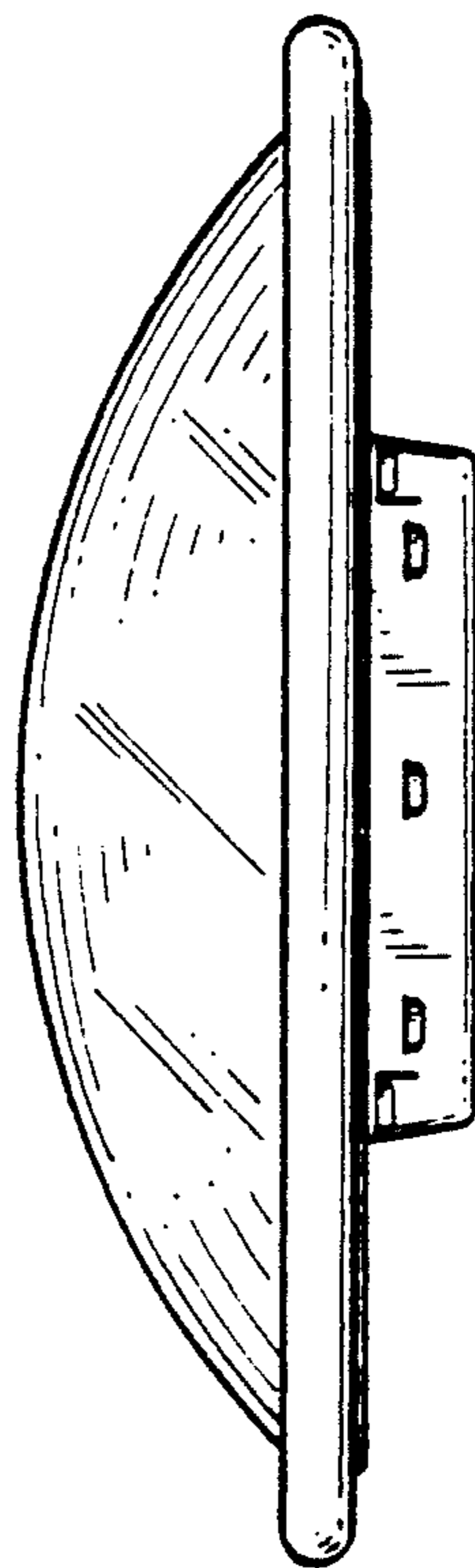


FIG. 6