



US00D346351S

# United States Patent. [19]

[11] Patent Number: **Des. 346,351**

Suzuki

[45] Date of Patent: **\*\* Apr. 26, 1994**

[54] **MOTORCYCLE TIRE**

[75] Inventor: **Shigehiko Suzuki, Amagasaki, Japan**

[73] Assignee: **Sumitomo Rubber Industries, Ltd.,  
Kobe, Japan**

[\*\*] Term: **14 Years**

[21] Appl. No.: **23**

[22] Filed: **Oct. 5, 1992**

[30] **Foreign Application Priority Data**

Apr. 3, 1992 [JP] Japan ..... 4-9968  
[52] U.S. Cl. .... **D12/151**  
[58] Field of Search ..... 152/209 R, 209 A, 209 D;  
D12/136, 149, 151

[56] **References Cited**

**FOREIGN PATENT DOCUMENTS**

3-273909 12/1991 Japan ..... 152/209 D

**OTHER PUBLICATIONS**

1991 Tread Design Guide, p. 229, Pirelli MT 08

Match(R) Street/Sport Tire, second row down from top, left side of page.

1991 Tread Design Guide, p. 231, Yokohama R205 Street Tire, second row down from top, center of page. "Continental Sport 2000 (Rear) Street," 1992 Tread Design Guide, a Bennet Garfield Publication p. 221.

*Primary Examiner*—James M. Gandy  
*Attorney, Agent, or Firm*—Cushman, Darby & Cushman

[57] **CLAIM**

The ornamental design for a motorcycle tire, as shown and described.

**DESCRIPTION**

FIG. 1 is a front perspective view of a motorcycle tire showing my new design, it being understood that the tread design is repeated uniformly throughout the circumference of the tire and the opposite side is the same as that shown.

FIG. 2 is a front elevational view thereof;

FIG. 3 is a top plan view thereof;

FIG. 4 is a rear elevational view thereof;

FIG. 5 is a right side elevational view thereof; and,

FIG. 6 is an enlarged front elevational view of the groove portions thereof.

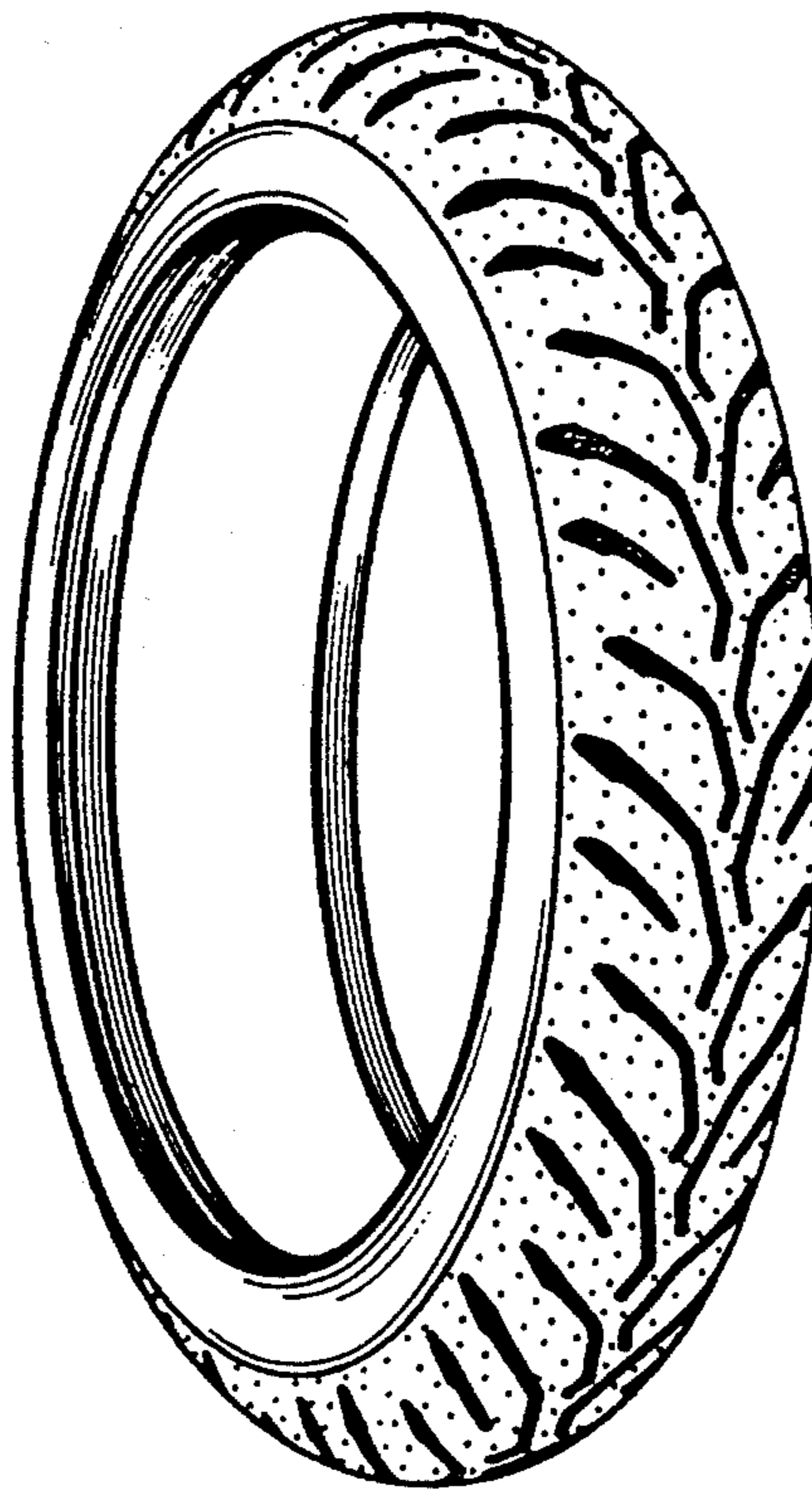


FIG. 1

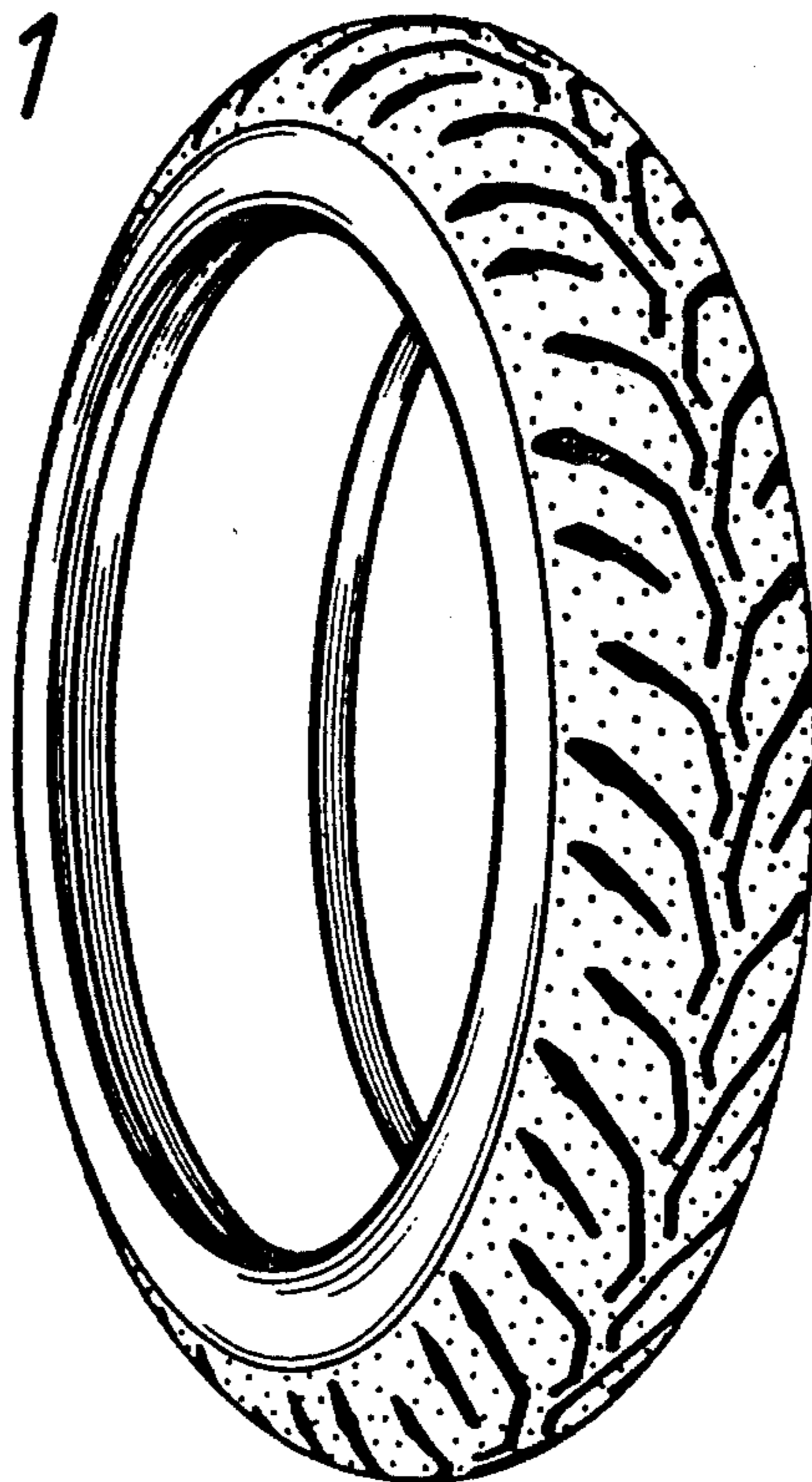


FIG. 2

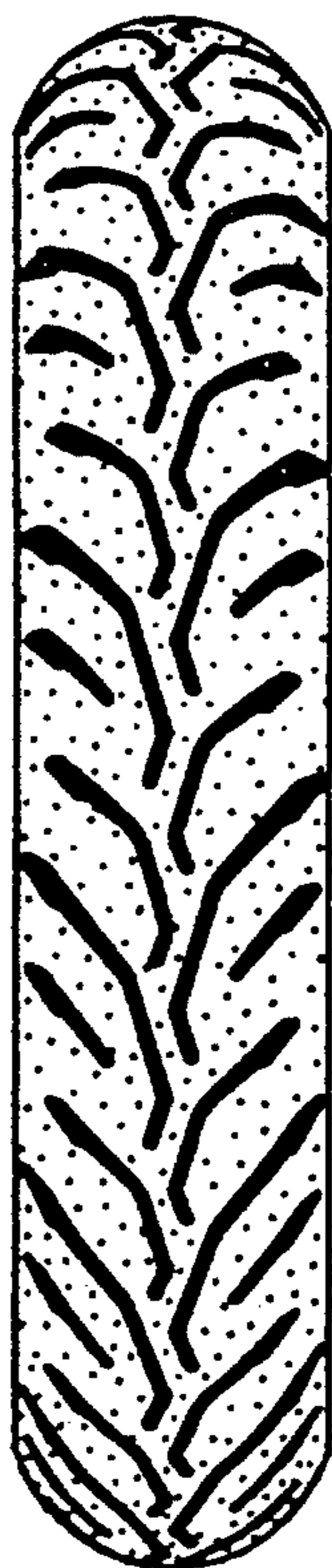


FIG. 3




FIG. 4




FIG. 5




FIG. 6

