



US00D346319S

# United States Patent [19]

[11] Patent Number: **Des. 346,319**

Lavallee et al.

[45] Date of Patent: **\*\* Apr. 26, 1994**

## [54] RAZOR BLADE SCRAPER

## OTHER PUBLICATIONS

[75] Inventors: **Leon E. Lavallee**, Southbridge;  
**Robert T. Howitt**, Leominster, both  
of Mass.; **Paul D. Cotnoir**, Putnam,  
Conn.; **R. Kurt Heinzmann**, Paxton;  
**Andre G. Beaupre**, Worcester, both  
of Mass.

Hyde Tools Catalog, Apr. 15, 1986, #272, p. 44 D8-98,  
Razor Blade Scraper.

*Primary Examiner*—Bernard Ansher  
*Assistant Examiner*—Philip Hyder  
*Attorney, Agent, or Firm*—Lackenbach Siegel Marzullo  
& Aronson

[73] Assignee: **Hyde Manufacturing Company**,  
Southbridge, Mass.

## [57] CLAIM

The ornamental design for a razor blade scraper, as  
shown.

[\*\*] Term: **14 Years**

## DESCRIPTION

[21] Appl. No.: **817,144**

FIG. 1 is a top plan view of a razor blade scraper in a  
retracted position;

[22] Filed: **Jan. 6, 1992**

FIG. 2 is a bottom plan view thereof;

[52] U.S. Cl. .... **D8/99**

FIG. 3 is a left-hand side elevational view thereof;

[58] Field of Search ..... D8/98, 99; 15/236;  
30/169, 171; D32/48, 49

FIG. 4 is a right-hand side elevational view thereof;

FIG. 5 is a front elevational view thereof;

FIG. 6 is a rear elevational view;

## [56] References Cited

### U.S. PATENT DOCUMENTS

D. 171,534	2/1954	Ferguson	.....	D32/48
D. 223,401	4/1972	Meisner	.....	D32/48
D. 240,699	7/1976	Gerson	.....	D32/48
D. 282,881	3/1986	Gringer	.....	D8/99
D. 288,898	3/1987	Osterhout	.....	D8/99
4,706,385	11/1987	Iten	.....	30/169
4,955,138	9/1990	Henke et al.	.....	30/169
4,979,300	12/1990	Blank et al.	.....	30/169

FIG. 7 is a top plan view of the razor blade scraper in  
its extended position;

FIG. 8 is a bottom plan view thereof;

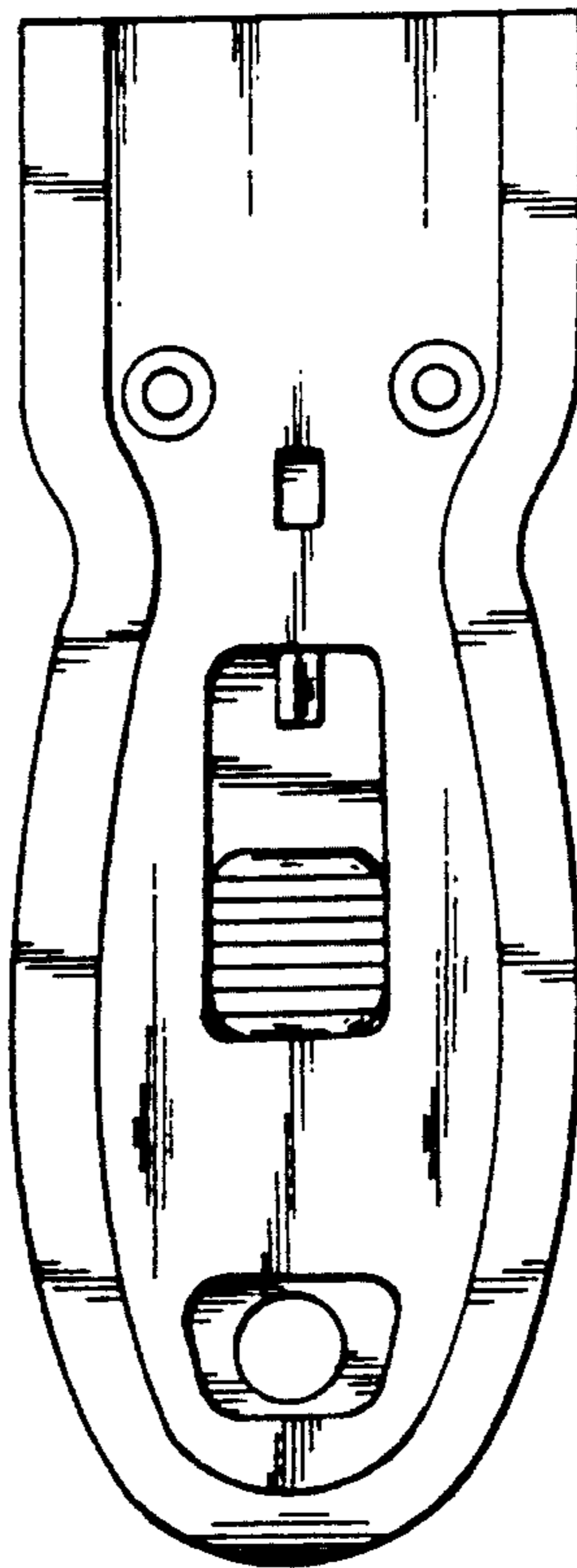
FIG. 9 is a right-hand side elevational view thereof;

FIG. 10 is a left-hand side elevational view thereof;

FIG. 11 is a front elevation view thereof; and,

FIG. 12 is a rear elevation view thereof.

The broken line showing the razor blade is for illustra-  
tive purposes only and forms no part of the claimed  
design.



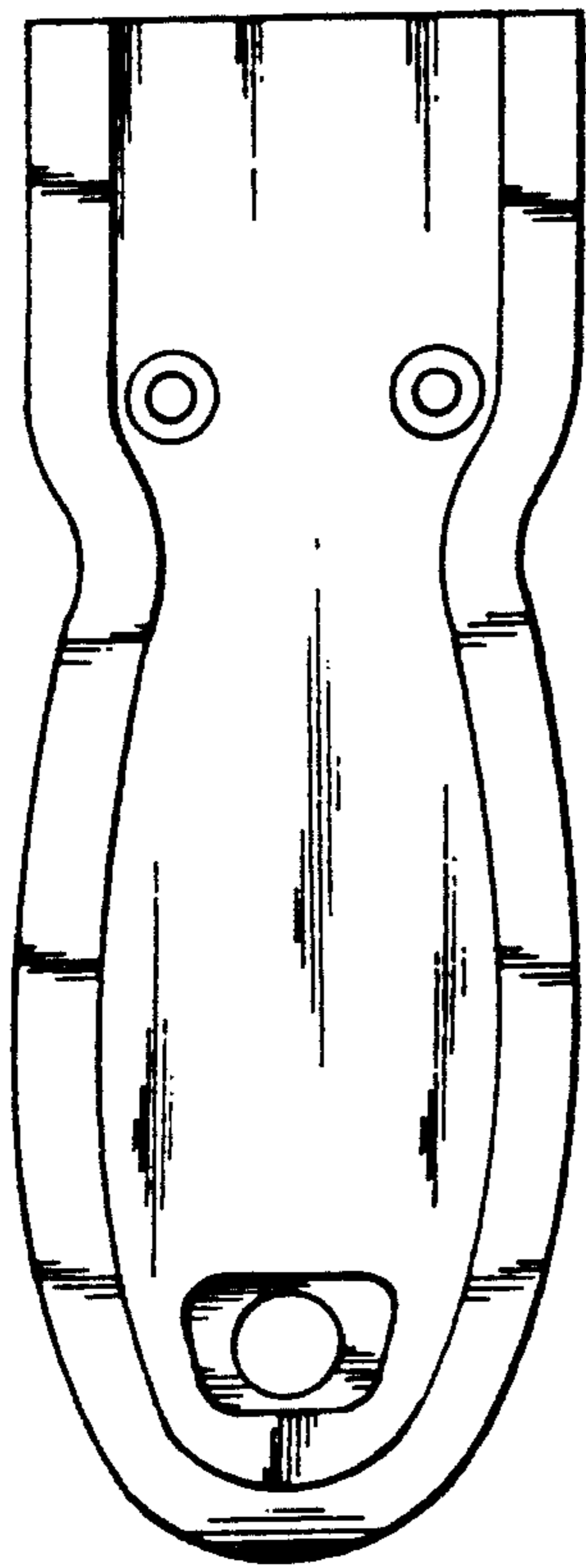


FIG. 2




FIG. 5




FIG. 6

FIG. 3



FIG. 1

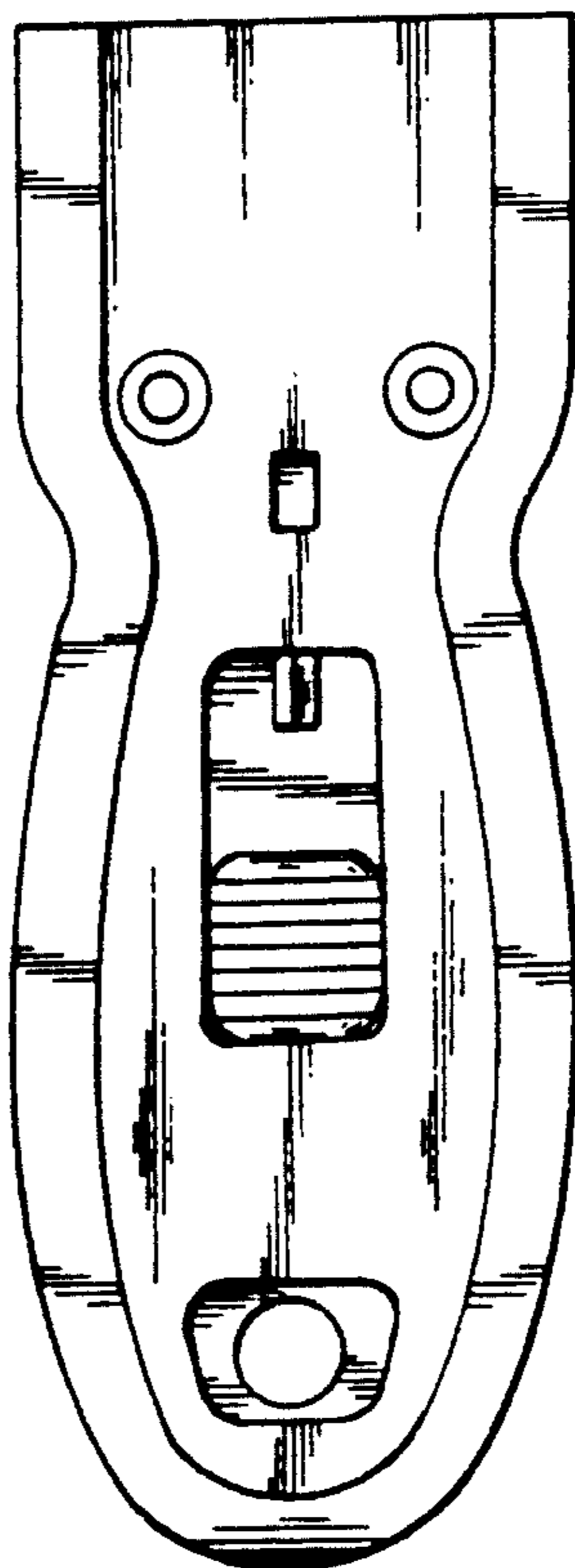


FIG. 4



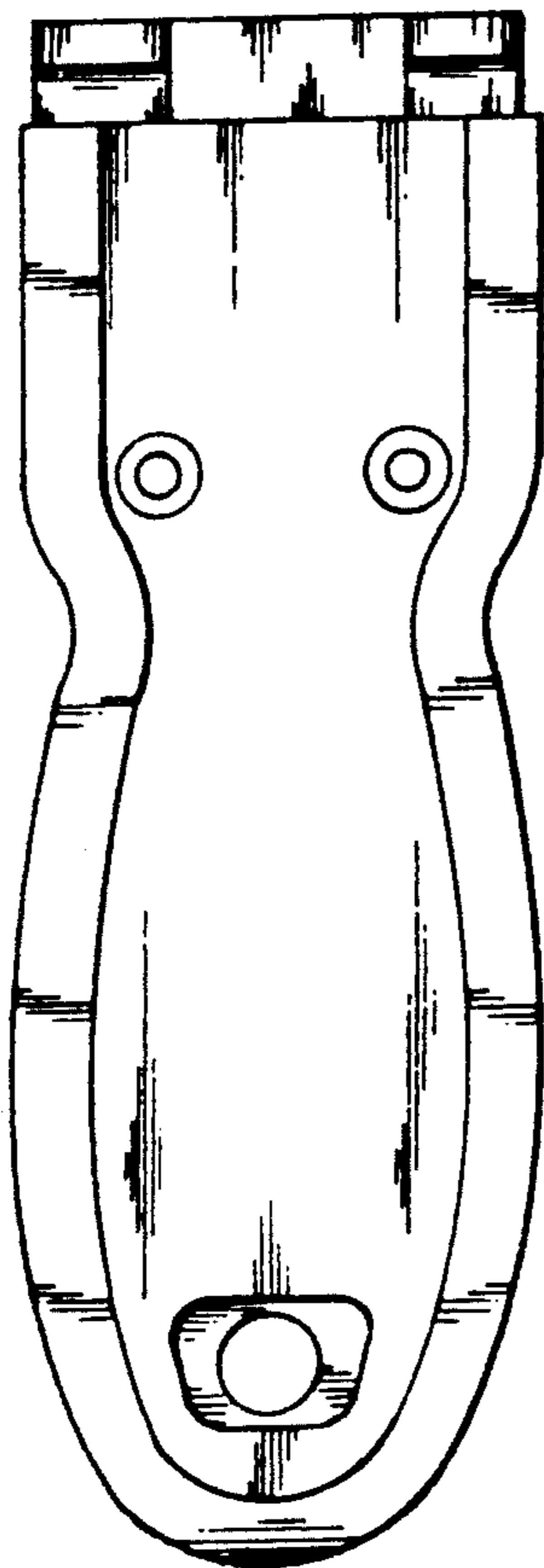


FIG. 8

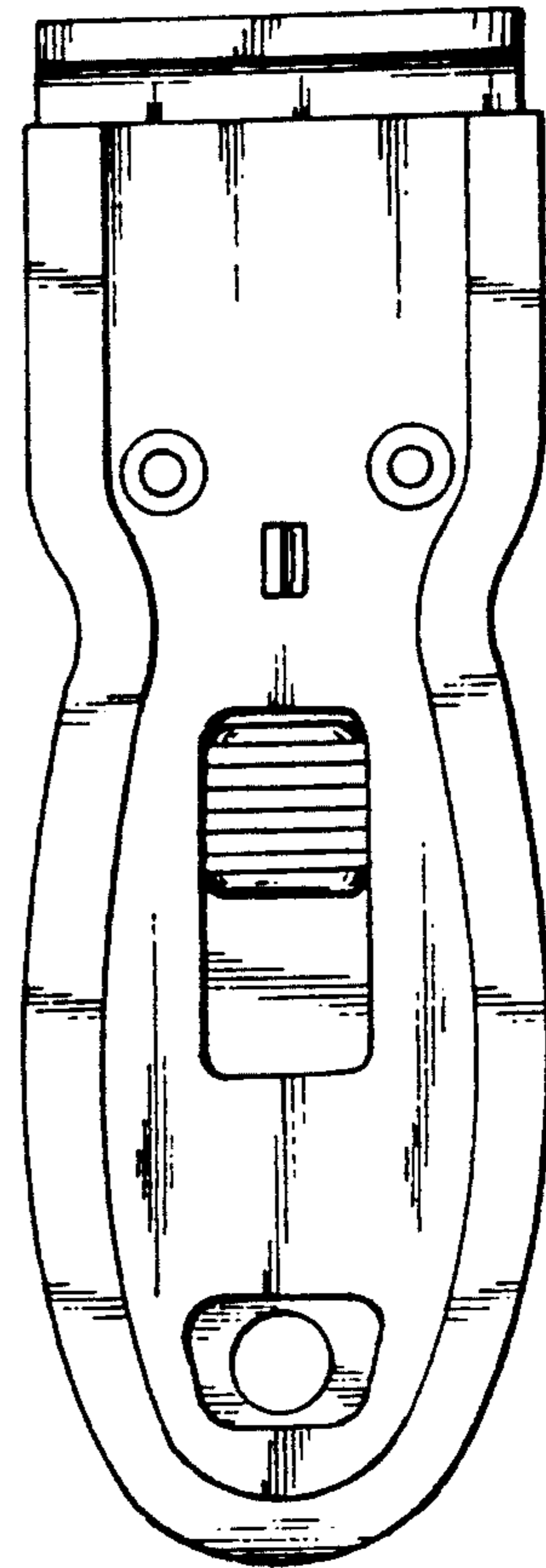


FIG. 7




FIG. 11




FIG. 12



FIG. 10



FIG. 9