



US00D346312S

United States Patent [19] Spiersch

[11] Patent Number: **Des. 346,312**

[45] Date of Patent: **** Apr. 26, 1994**

[54] **RACK FOR DRINKING GLASSES**

[76] Inventor: **Barbara J. Spiersch**, 1445 Earl Dr.,
Reno, Nev. 89503

[**] Term: **14 Years**

[21] Appl. No.: **716**

[22] Filed: **Oct. 23, 1992**

[52] U.S. Cl. **D32/58; D32/708**

[58] Field of Search **D7/616-620;**
211/41, 71, 74; 220/737; D32/58, 59

[56] **References Cited**

U.S. PATENT DOCUMENTS

D. 182,742	5/1958	Rennels	D7/616
581,054	4/1987	Arnould	.	
776,332	11/1904	Kloppinger	.	
1,213,685	1/1917	Owens	.	
1,263,866	9/1918	Darnall	.	
2,664,207	12/1953	Bustamante	.	

5,119,947 6/1992 Stewart .

Primary Examiner—Terry A. Wallace
Attorney, Agent, or Firm—Richard C. Litman

[57] **CLAIM**

The ornamental design for a rack for drinking glasses, as shown and described.

DESCRIPTION

FIG. 1 is an environmental perspective view of a rack for drinking glasses showing my new design; FIG. 2 is a front elevational view with the rear elevational view being a mirror image thereof; FIG. 3 is a top view thereof; FIG. 4 is a right side elevational view with the left side being a mirror image thereof; and, FIG. 5 is a bottom view thereof. The broken line showing of the drinking glasses is for illustrative purposes only and forms no part of the claimed design.




FIG. 1




FIG. 2

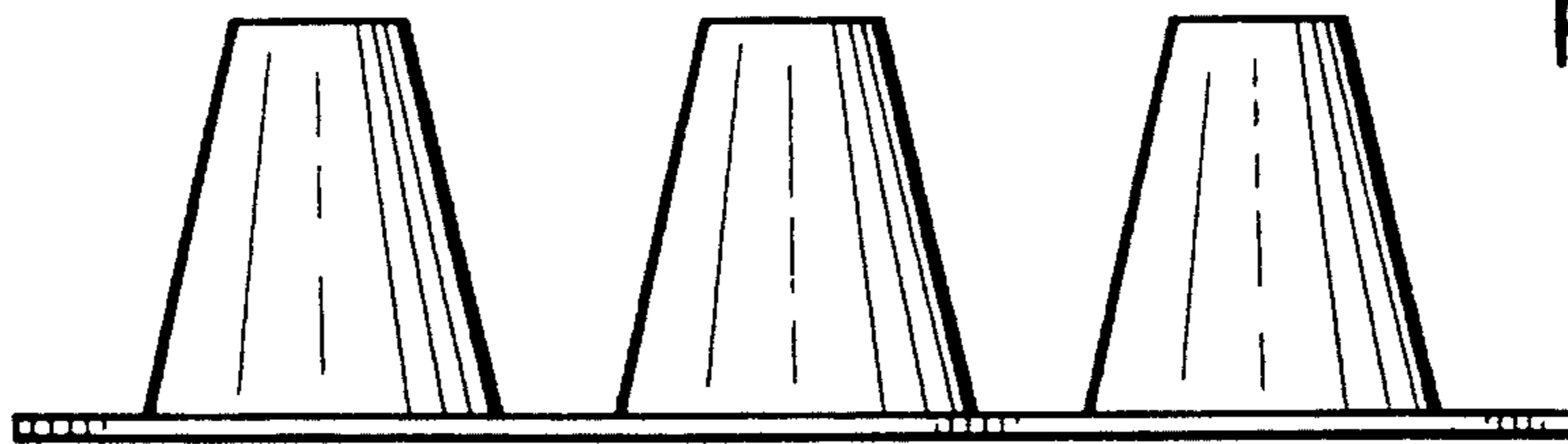


FIG. 3

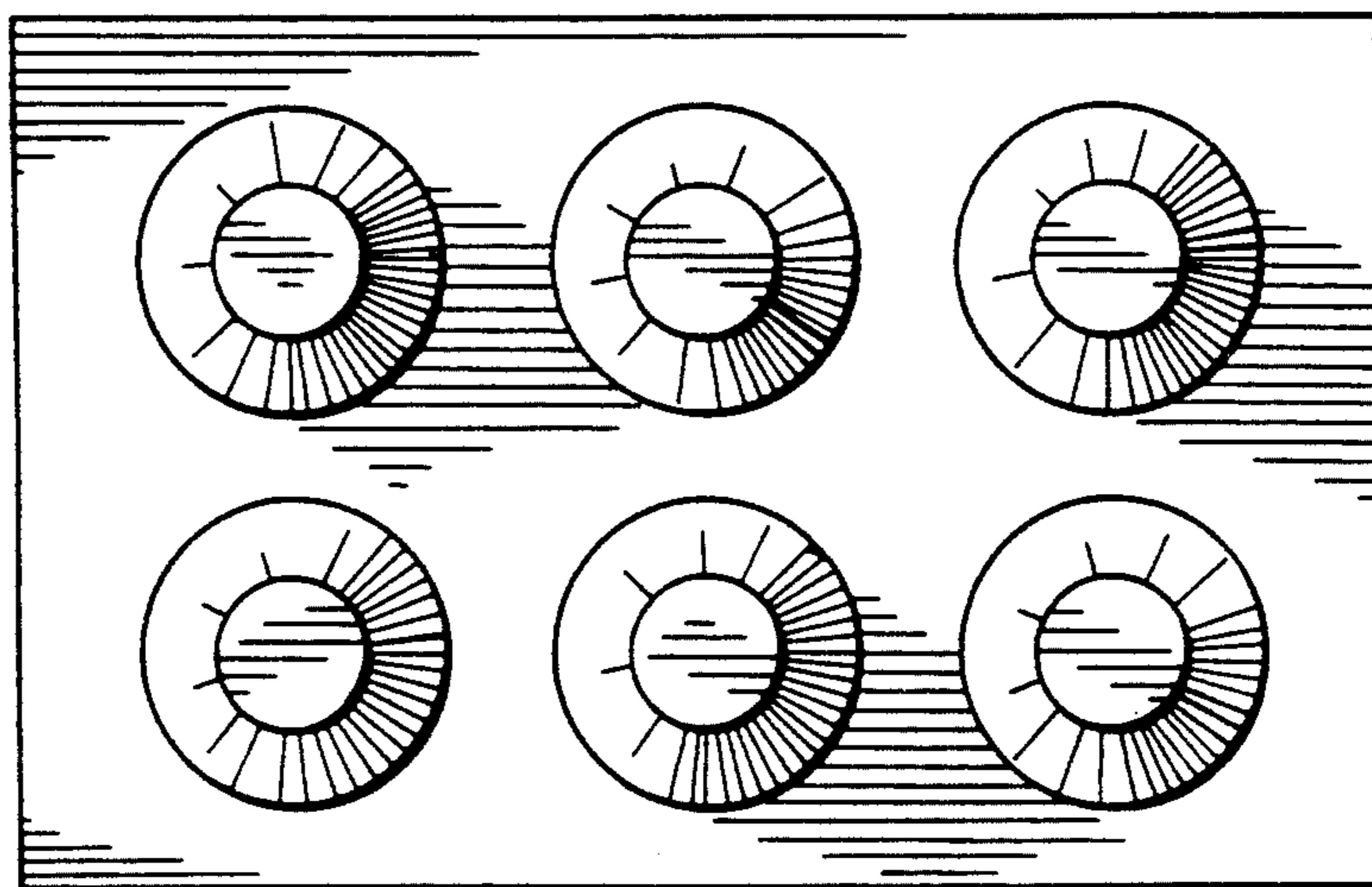


FIG. 4

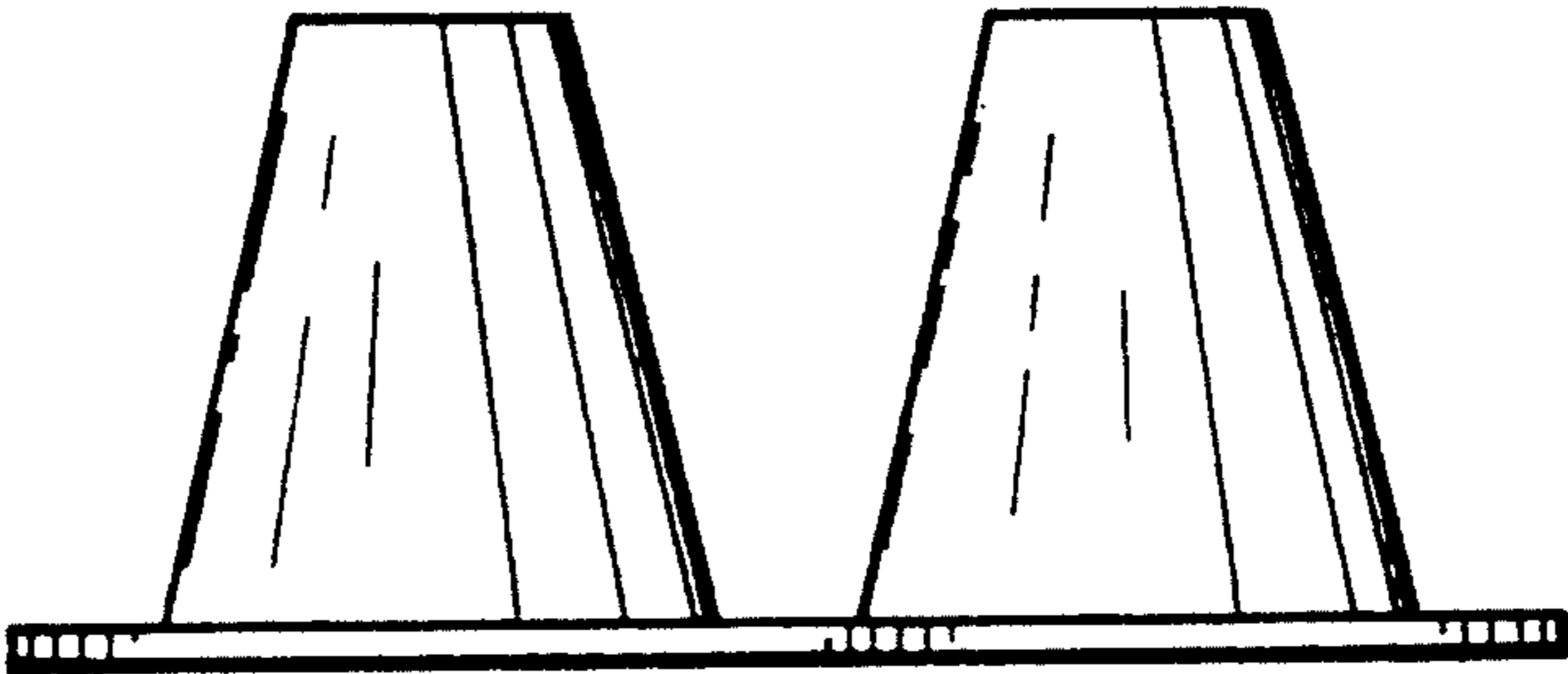


FIG. 5

