



US00D346300S

United States Patent [19]

[11] Patent Number: **Des. 346,300**

Morgan

[45] Date of Patent: **** Apr. 26, 1994**

[54] **VACUUM JUG**

D. 308,458 6/1990 Stützer D7/317
D. 311,475 10/1990 Durand D7/318 X
673,371 4/1901 Thorp D7/302 X

[75] Inventor: **David Morgan, London, England**

[73] Assignee: **Chia Jung Co., Ltd., Taipei, Taiwan**

[**] Term: **14 Years**

[21] Appl. No.: **919,573**

[22] Filed: **Jul. 27, 1992**

[52] U.S. Cl. **D7/318; D7/317; D7/316**

[58] **Field of Search** **D7/300, 301, 302, 303, D7/312, 316, 317, 318, 319, 321, 322, 602, 619, 628; 99/275, 279, 292; 222/456.1, 469, 470, 471, 475.1; 220/771, 769, 752; D9/317**

[56] **References Cited**

U.S. PATENT DOCUMENTS

D. 281,479 11/1985 Zimmermann D7/319 X
D. 286,732 11/1986 Darnell D7/319
D. 300,708 4/1989 Minuti D7/319 X
D. 300,709 4/1989 Chen D7/321

OTHER PUBLICATIONS

Penguin Jug, *Schöner Wohnen*, Oct. 1985, p. 127.

Primary Examiner—Alan P. Douglas

Assistant Examiner—M. N. Pandozzi

[57] CLAIM

The ornamental design for a vacuum jug, as shown and described.

DESCRIPTION

FIG. 1 is a front elevational view of a vacuum jug showing my new design;

FIG. 2 is a rear elevational view;


FIG. 3 is a left side elevational view;

FIG. 4 is a right side elevational view;

FIG. 5 is a top plan view;

FIG. 6 is a bottom plan view; and,

FIG. 7 is a perspective view of my new design.






FIG. 1




FIG. 2




FIG. 4




FIG. 3

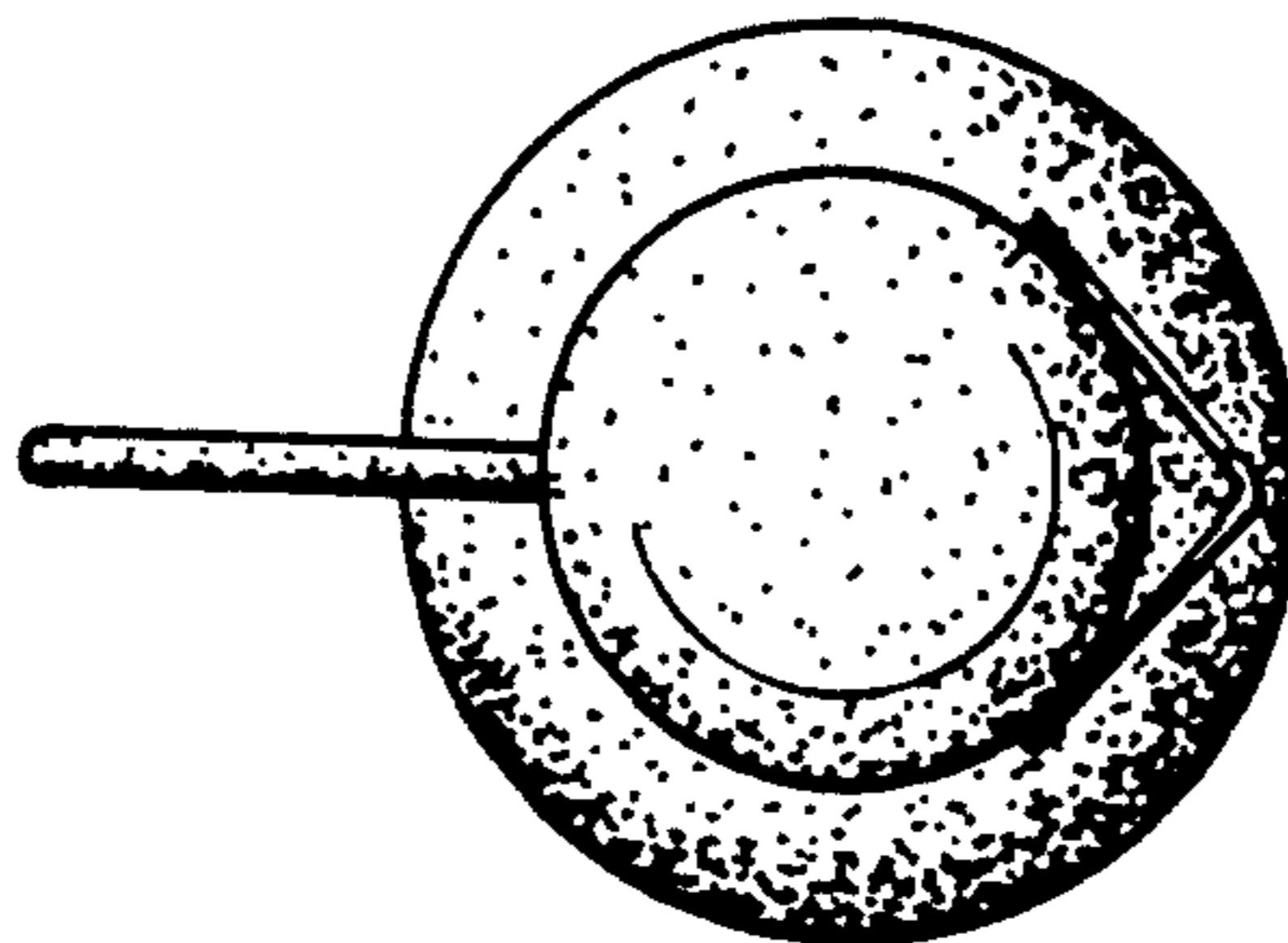


FIG. 5

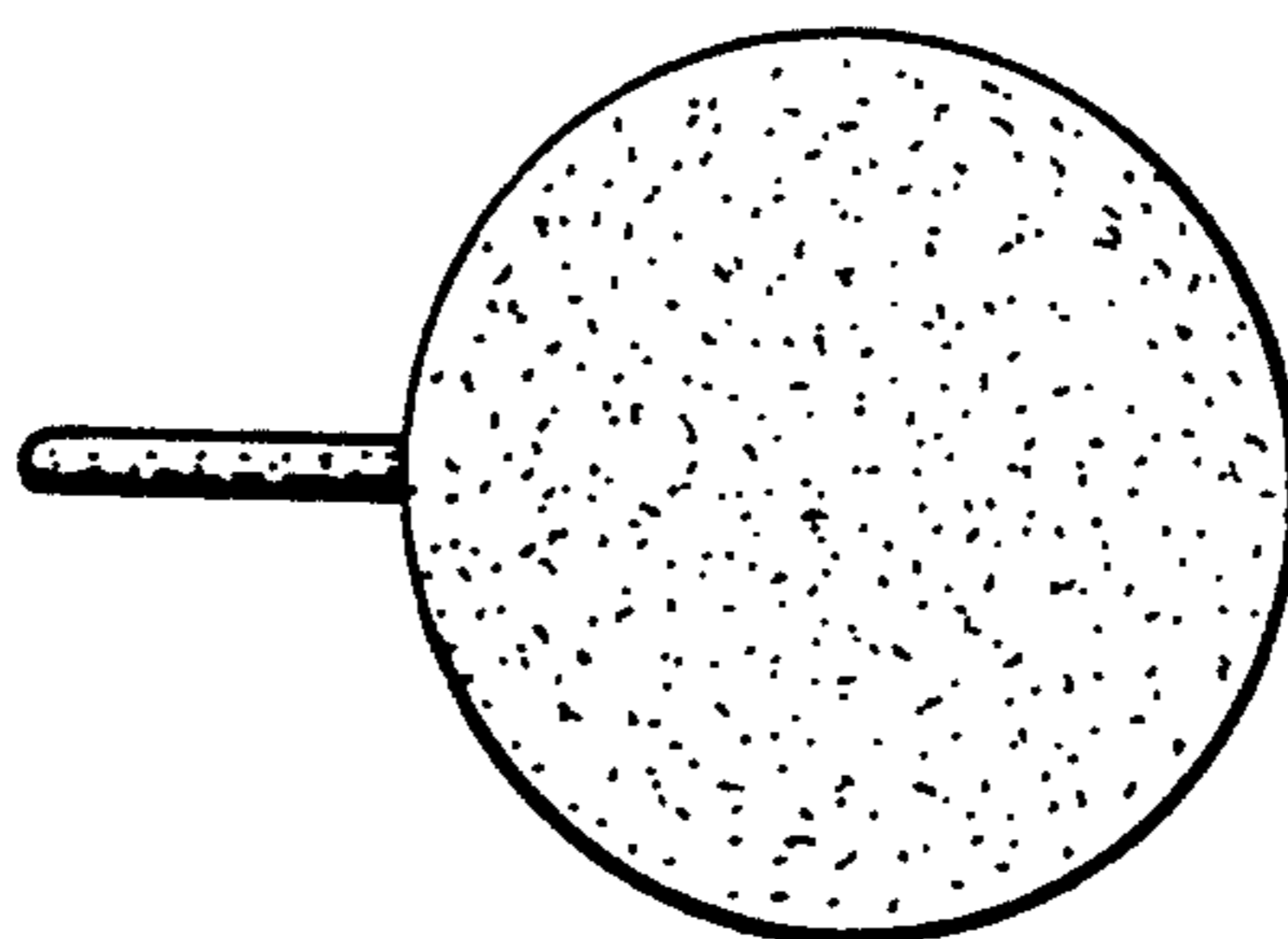


FIG. 6

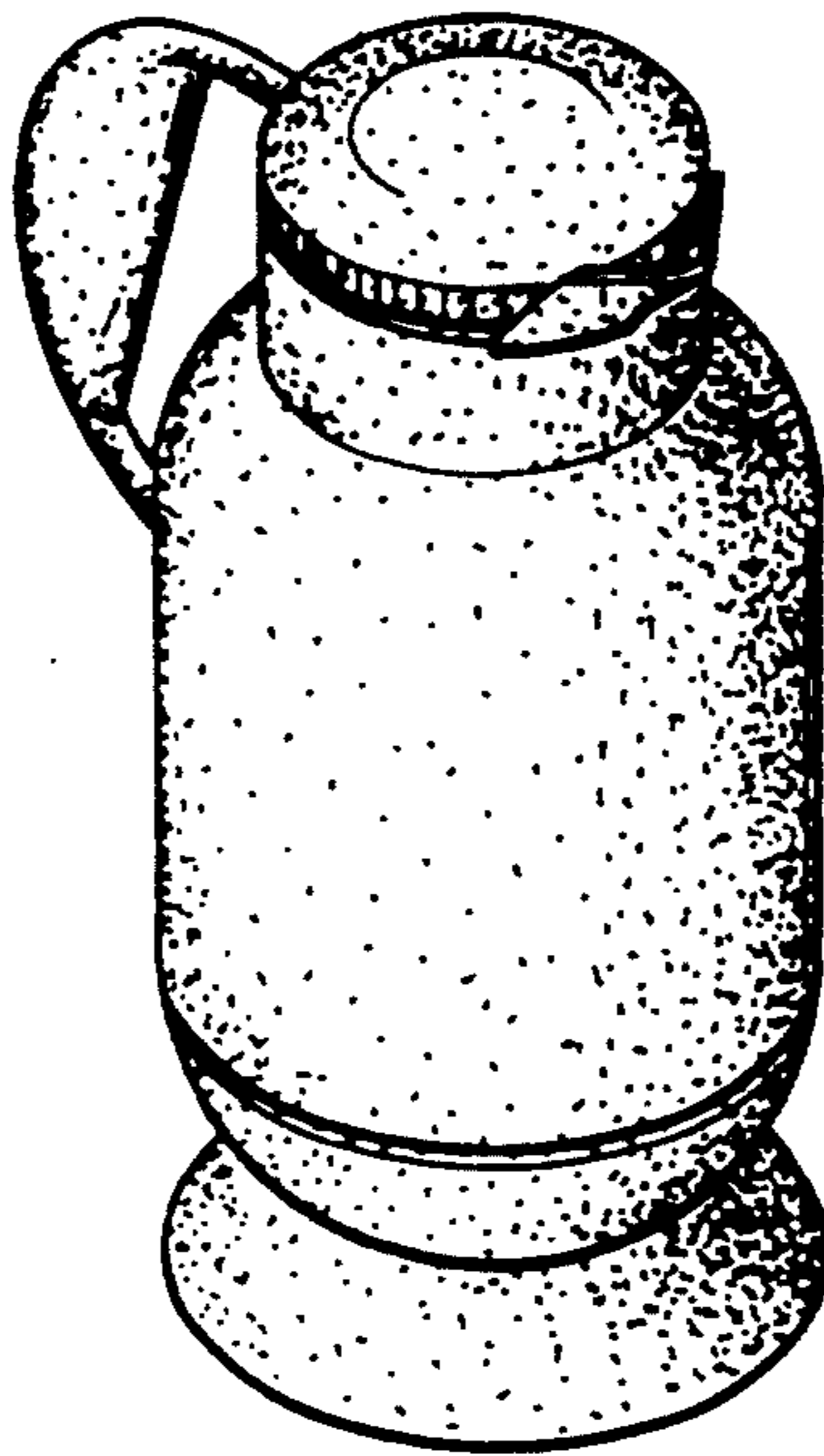


FIG. 7