



US00D346296S

**United States Patent** [19]  
**Sereboff**

[11] **Patent Number: Des. 346,296**  
[45] **Date of Patent: \*\* Apr. 26, 1994**

[54] **FLUID CUSHION**

[76] **Inventor: Joel L. Sereboff, 2215 Millridge Rd., Owings Mills, Md. 21117**

[\*\*] **Term: 14 Years**

[21] **Appl. No.: 679,581**

[22] **Filed: Apr. 3, 1991**

[52] **U.S. Cl. .... D6/601**

[58] **Field of Search ..... D6/601; 5/636, 644; D21/226, 227**

**FOREIGN PATENT DOCUMENTS**

2602175 2/1988 France ..... 5/449

*Primary Examiner*—Wallace R. Burke

*Assistant Examiner*—Lisa Lichtenstein

*Attorney, Agent, or Firm*—Morton J. Rosenberg; David I. Klein

**CLAIM**

[57]

The ornamental design for a fluid cushion, as shown and described.

**DESCRIPTION**

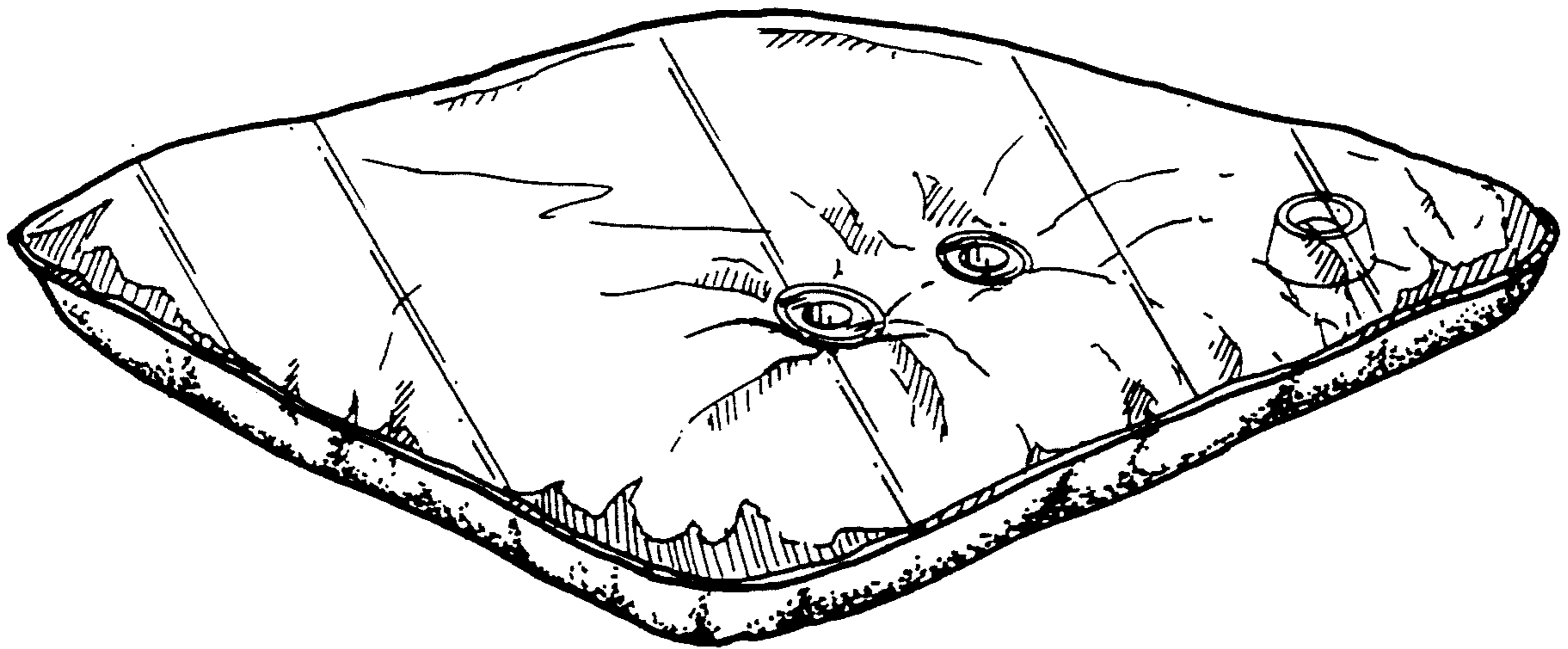
FIG. 1 is a top, front and left side perspective view of a fluid cushion showing my new design;  
FIG. 2 is a top plan view thereof;  
FIG. 3 is a bottom plan view thereof;  
FIG. 4 is a rear elevational view thereof; and,  
FIG. 5 is a right side elevational view thereof, the left side being a mirror image of that shown.

[56]

**References Cited**

**U.S. PATENT DOCUMENTS**

D. 106,986	11/1937	Manson	.....	D6/604
D. 255,743	7/1980	Randall	.....	D6/596
D. 293,012	12/1987	Storey et al.	.....	D21/237
D. 298,198	10/1988	O'Sullivan	.....	D6/601
3,042,940	7/1962	Keaton	.....	5/449



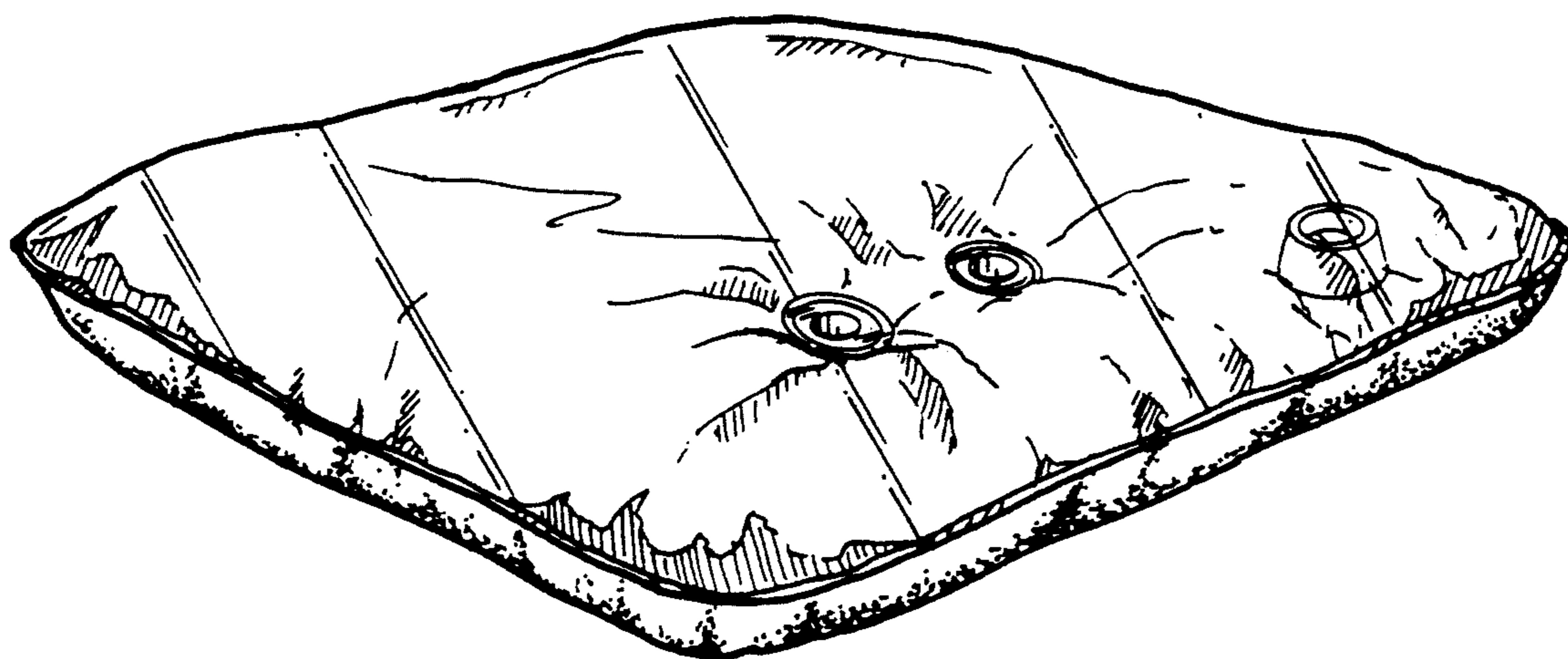


FIG. 1

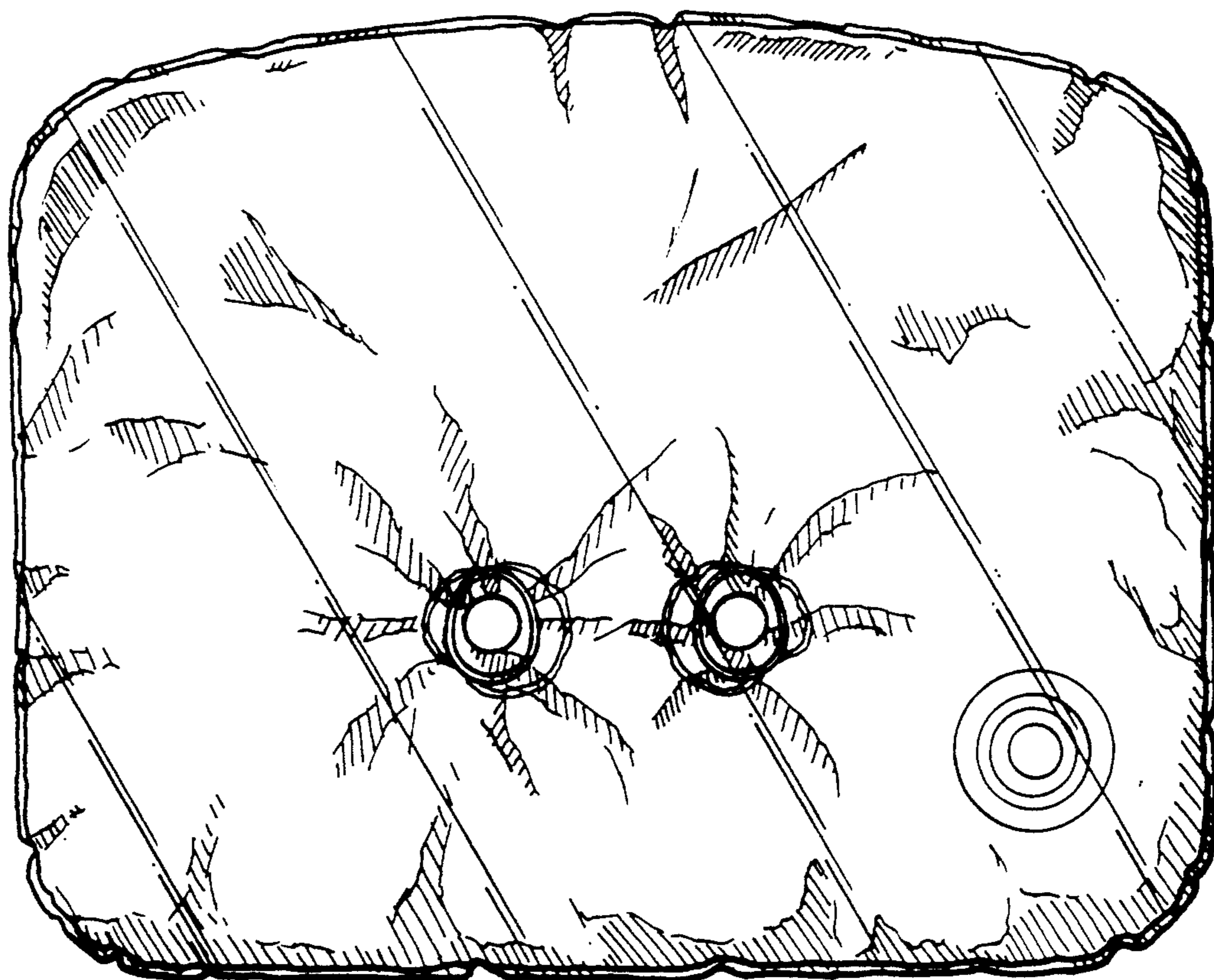


FIG. 2

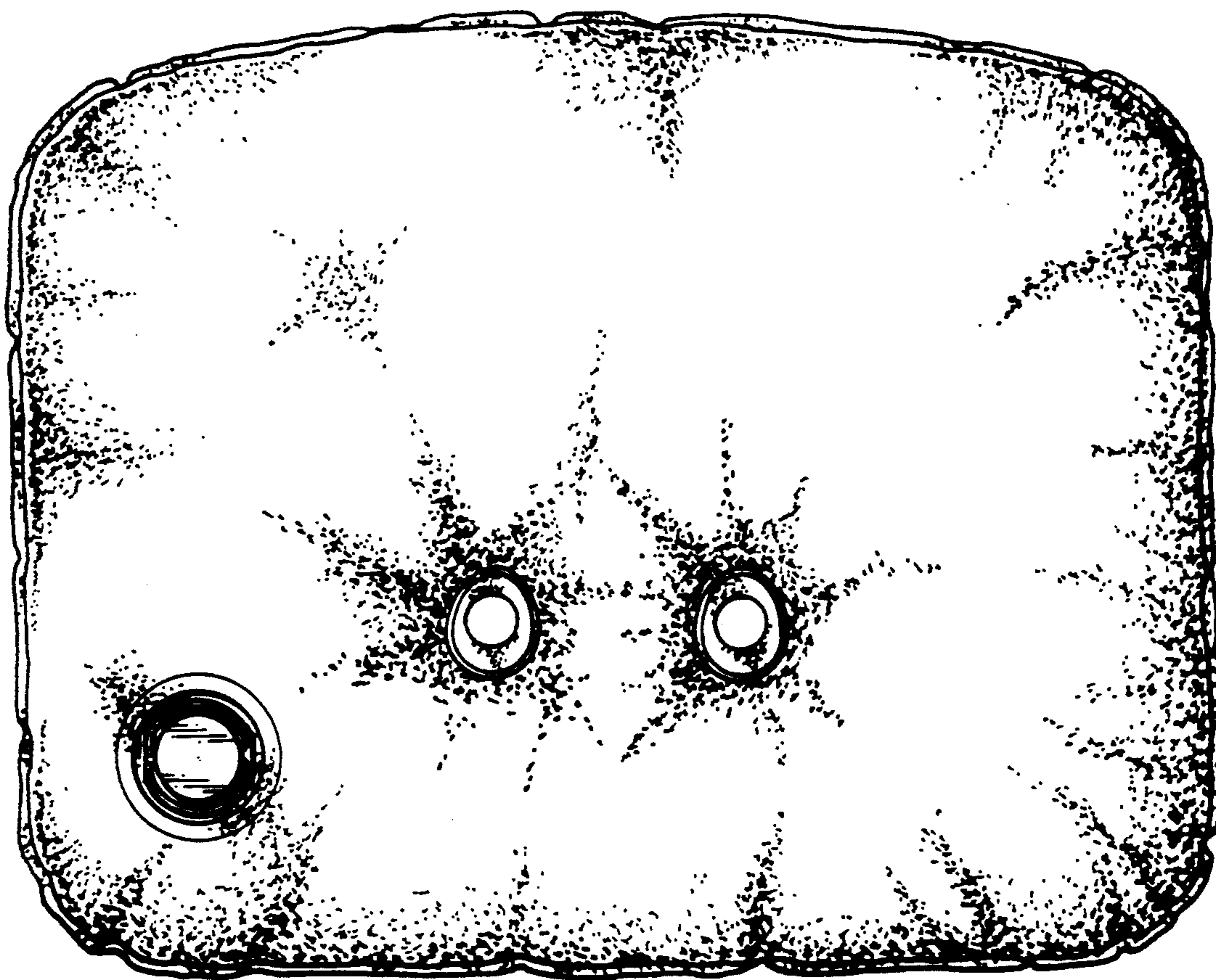


FIG. 3




FIG. 4




FIG. 5