



US00D346286S

United States Patent [19]

[11] Patent Number: **Des. 346,286**

Caponigro et al.

[45] Date of Patent: **** Apr. 26, 1994**

[54] ELECTRONIC MUSIC STAND

[76] Inventors: **David G. Caponigro; Jean Caponigro**,
both of 6 Cherry Tree La.,
Groveland, Mass. 01834

[**] Term: **14 Years**

[21] Appl. No.: **684,562**

[22] Filed: **Apr. 12, 1991**

[52] U.S. Cl. **D6/419; D17/99;**
D20/41

[58] Field of Search **D6/449, 419; 84/453;**
D20/10, 39, 40, 41; D17/99

[56] References Cited

U.S. PATENT DOCUMENTS

D. 67,644	6/1925	Brown	D20/41 X
D. 116,338	8/1939	Gist	D20/41
D. 171,909	4/1954	Nelson	D20/10
2,046,134	6/1936	Ryang	248/461
2,935,812	5/1960	Adami	248/461
4,471,933	9/1984	Nelson	248/461

FOREIGN PATENT DOCUMENTS

557032 8/1932 Fed. Rep. of Germany .
926435 10/1947 France .


Primary Examiner—Carmen H. Vales-Lado
Attorney, Agent, or Firm—Terry M. Gernstein

[57] CLAIM

The ornamental design for an electronic music stand, as shown and described.

DESCRIPTION

FIG. 1 is a perspective view of the electronic music stand showing my new design;
FIG. 2 is a front elevational view thereof;
FIG. 3 is a rear elevational view thereof;
FIG. 4 is a left side elevational view thereof;
FIG. 5 is a right side elevational view thereof;
FIG. 6 is a top plan view thereof; and,
FIG. 7 is a bottom plan view thereof.
The cords are shown broken away in FIGS. 1-3, 5 and 7 for convenience of illustration.






FIG. 1




FIG. 2

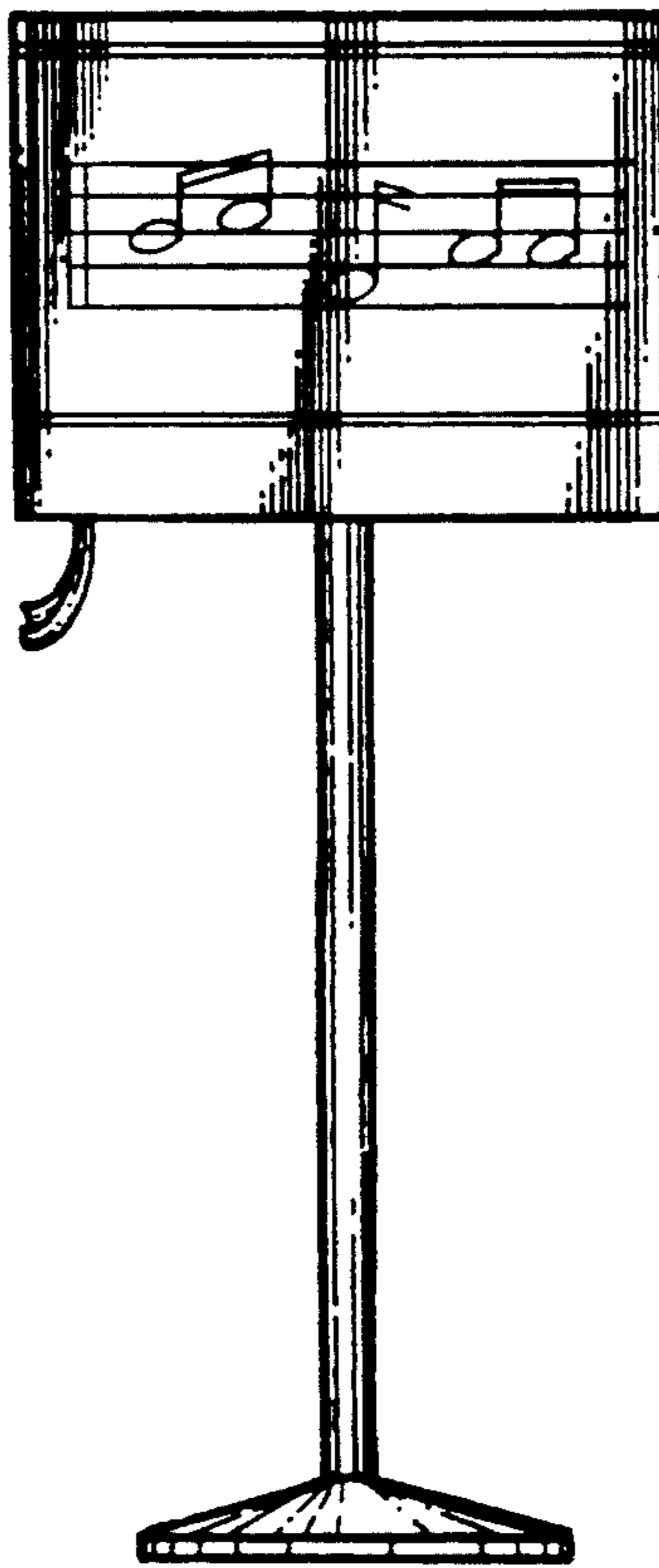


FIG. 3

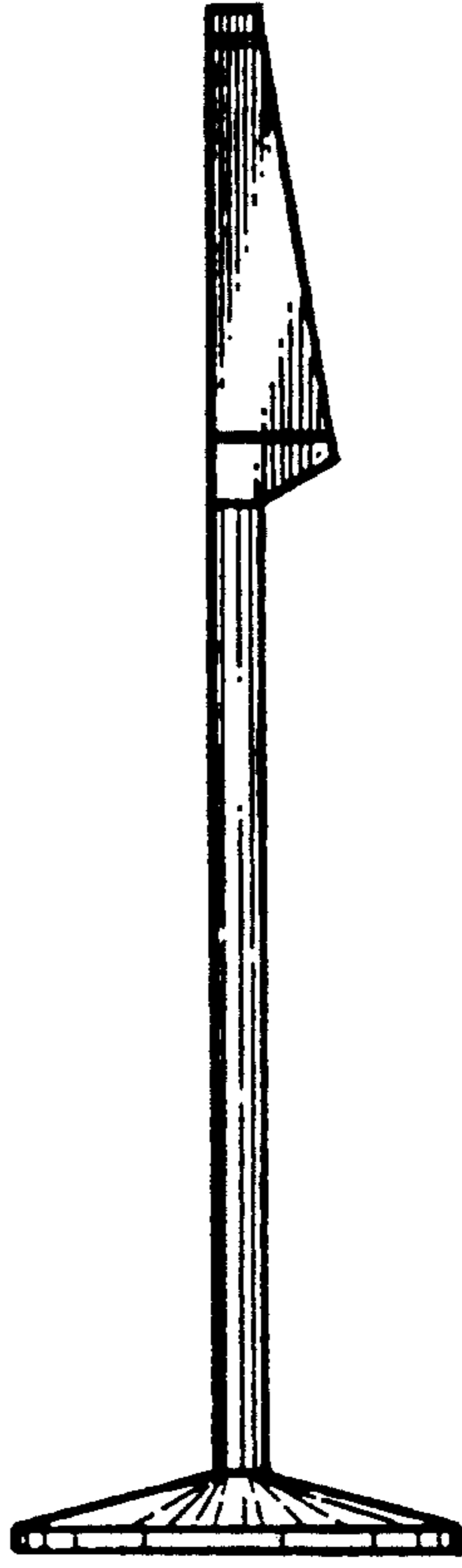


FIG. 4

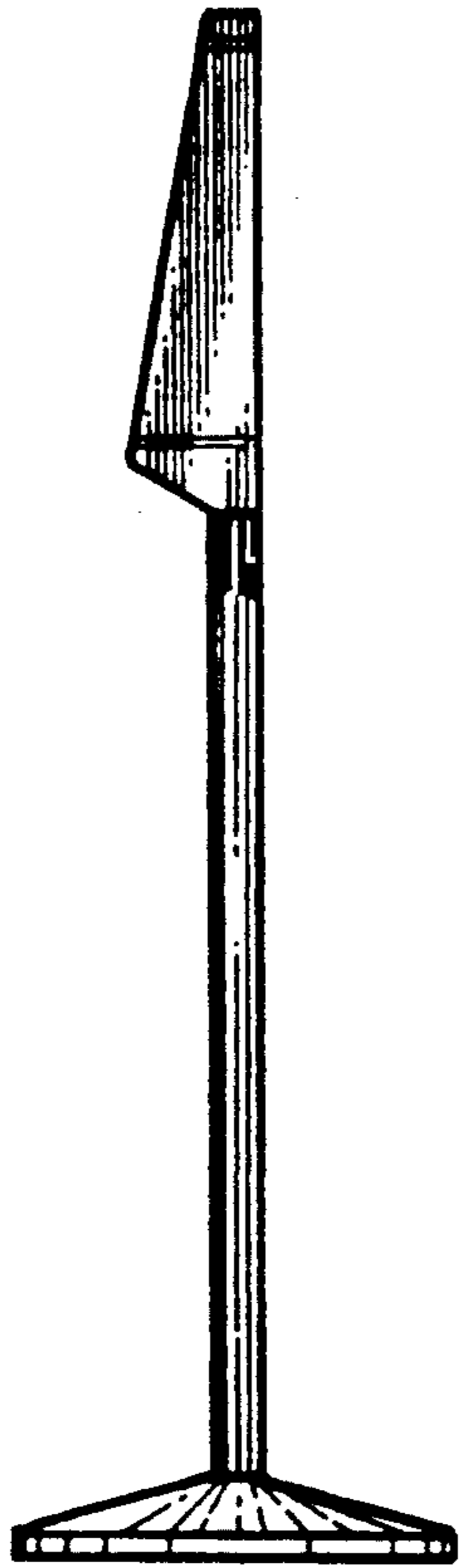


FIG. 5




FIG. 6

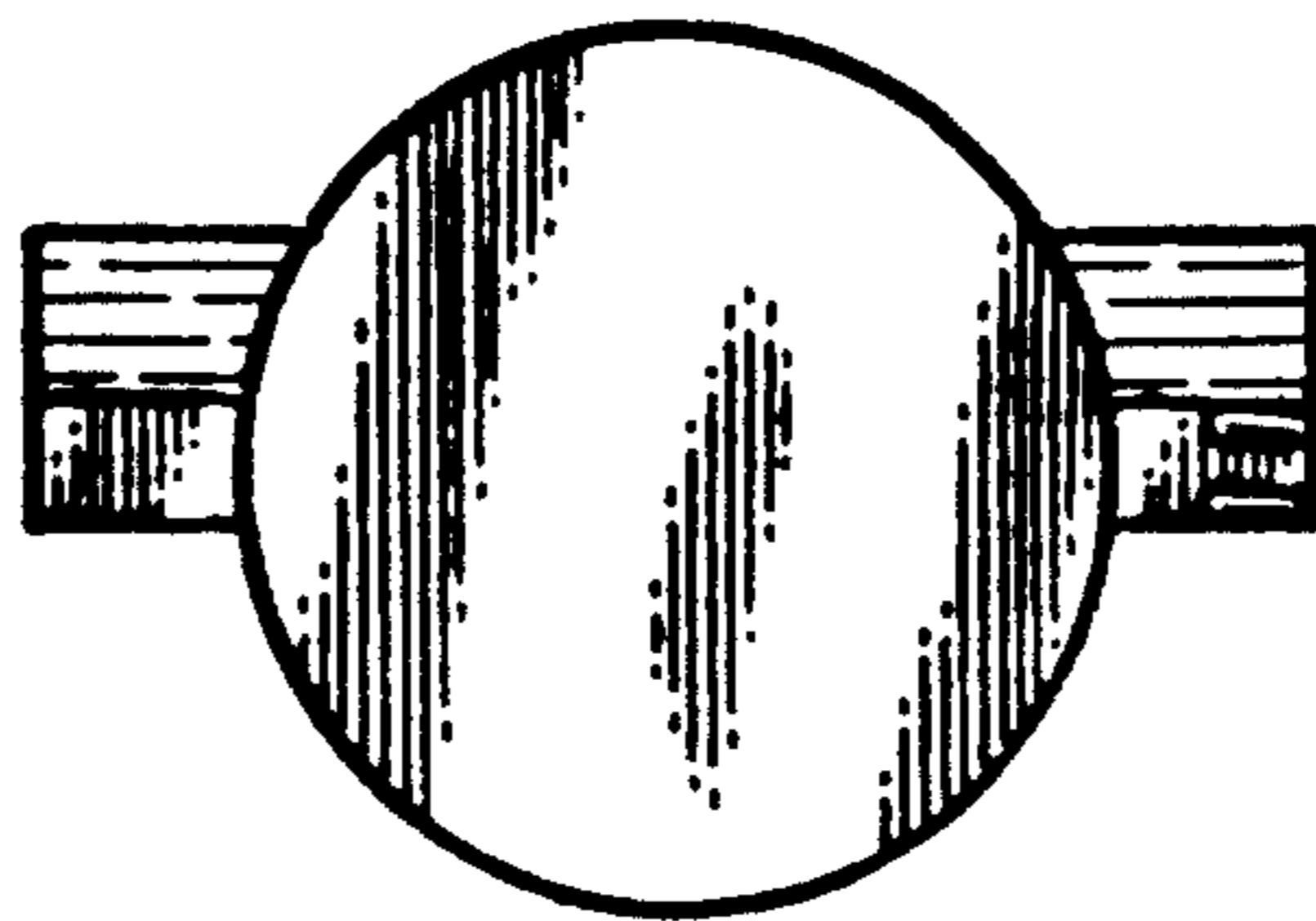


FIG. 7