



US00D346283S

United States Patent [19]
Kolberg

[11] **Patent Number: Des. 346,283**
[45] **Date of Patent: ** Apr. 26, 1994**

[54] **CHAIR**

[75] **Inventor: Justus Kolberg, Selk, Fed. Rep. of Germany**

[73] **Assignee: Tecno S.p.A. Mobili e Forniture per Arredamento, Milan, Italy**

[**] **Term: 14 Years**

[21] **Appl. No.: 850,075**

[22] **Filed: Mar. 12, 1992**

[30] **Foreign Application Priority Data**

Sep. 17, 1991 [WO] World Int. Prop.
O. DMA/001591

[52] **U.S. Cl. D6/374; D6/375; D6/379**

[58] **Field of Search D6/334, 371, 372, 373, D6/374, 375, 379, 380, 500, 501, 502; 297/411, 445**

[56] **References Cited**

U.S. PATENT DOCUMENTS

D. 171,116 12/1953 Adkinson D6/374

D. 249,416 9/1978 Ambasz D6/374
D. 254,042 1/1980 Hosoe D6/372
D. 279,155 6/1985 Aronowitz et al. D6/501
D. 309,386 7/1990 Buhk D6/379
4,787,672 11/1988 Werner D6/371 X

FOREIGN PATENT DOCUMENTS

58604 4/1987 Canada .


Primary Examiner—Alan P. Douglas
Assistant Examiner—Gary D. Watson
Attorney, Agent, or Firm—Herbert Dubno; Ronald Lianides

[57] **CLAIM**

The ornamental design for a chair, as shown and described.

DESCRIPTION

FIG. 1 is a front top perspective view of the chair embodying my new design;
FIG. 2 is a top right-side perspective view thereof, the opposite side being a mirror image;
FIG. 3 is a bottom view thereof;
FIG. 4 is a top view thereof; and,
FIG. 5 is a rear view thereof.






FIG. 1




FIG. 2




FIG. 3




FIG. 4




FIG. 5