



US00D346277S

# United States Patent [19]

[11] Patent Number: **Des. 346,277**

Sherman et al.

[45] Date of Patent: **\*\* Apr. 26, 1994**

[54] **TOOTHBRUSH HANDLE**

[75] Inventors: **Adam Sherman**, Brooklyn, N.Y.;  
**Peter M. Stagl**, Morris Plains, N.J.

[73] Assignee: **Colgate-Palmolive Company**, New York, N.Y.

3,120,670 2/1964 Amodeo ..... 15/167.1  
 3,188,673 6/1965 Newman ..... 15/167.1  
 3,263,258 8/1966 Burge ..... 15/167.1  
 3,542,519 11/1970 Montalto et al. .... 23/253  
 4,263,691 4/1981 Pakarnseree ..... 15/167.1  
 4,802,255 2/1989 Breuer et al. .... 15/159 A

[\*\*] Term: **14 Years**

### FOREIGN PATENT DOCUMENTS

[21] Appl. No.: **667,097**

683311 6/1930 France .

[22] Filed: **Mar. 8, 1991**

### OTHER PUBLICATIONS

[52] U.S. Cl. .... **D4/104**

Illustration of a Prior Toothbrush Sold for Many Years by the Colgate-Palmolive Co.

[58] Field of Search ..... **D4/104-114, D4/132, 134, 136, 138; 15/143.1, 159.1, 160, 167.1-167.3; D28/64**

*Primary Examiner*—Wallace R. Burke  
*Assistant Examiner*—Lavone D. Tabor  
*Attorney, Agent, or Firm*—Robert C. Sullivan; Richard J. Ancel

### [56] References Cited

#### U.S. PATENT DOCUMENTS

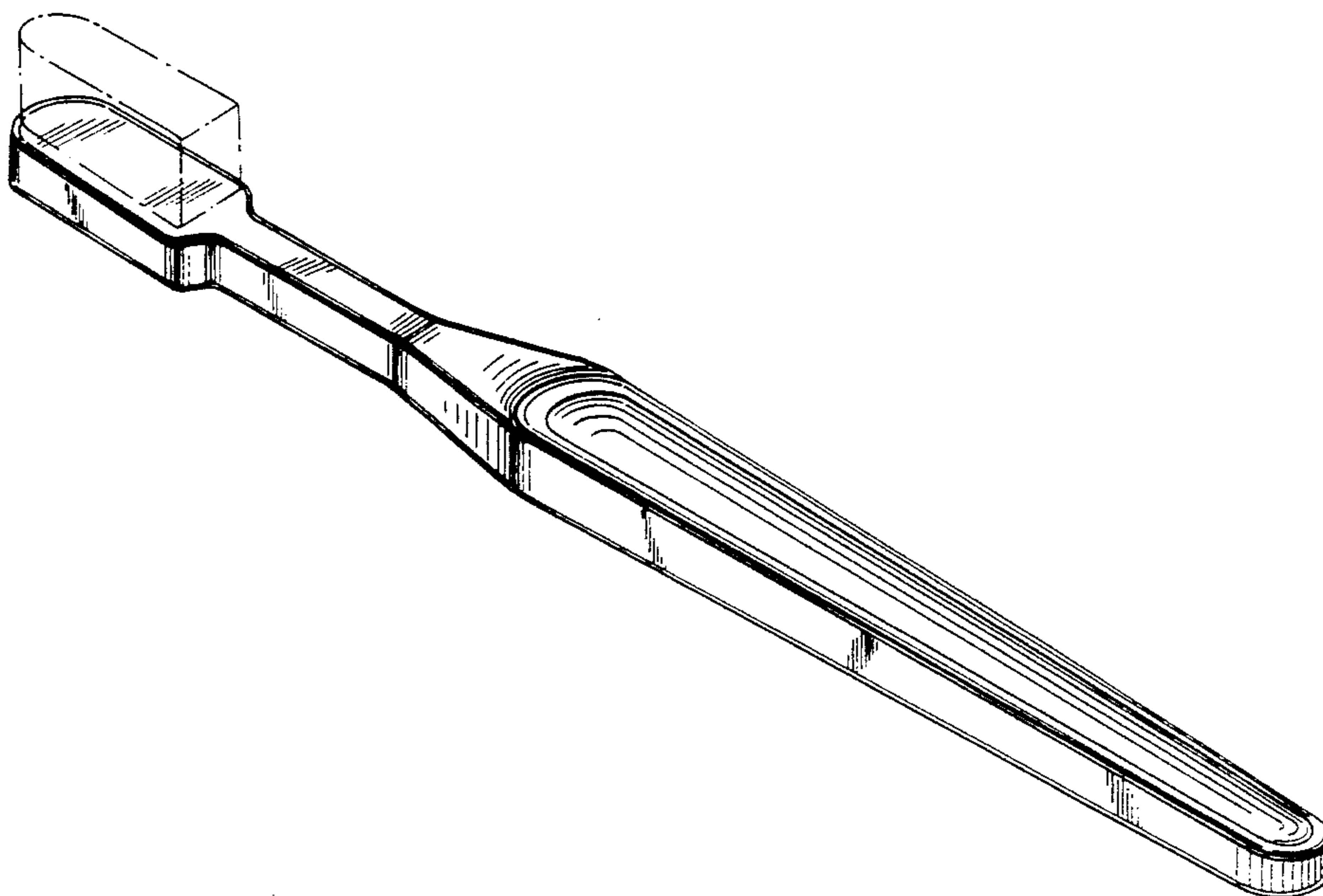

D. 108,852 3/1938 Herrick et al. .... D4/104  
 D. 122,500 9/1940 Norton ..... D4/112  
 D. 160,604 10/1950 Hutson ..... D4/104  
 D. 172,693 7/1954 Wibbelsman et al. .... D4/104  
 D. 192,025 1/1962 Rudnick ..... D4/104  
 D. 201,867 8/1965 Newman ..... D4/104  
 D. 246,080 10/1977 Rallis ..... D4/104  
 D. 257,192 10/1980 Moses ..... D4/104  
 D. 259,976 7/1981 Seelig ..... D4/104  
 D. 289,703 5/1987 Yaffe ..... D4/104  
 D. 301,397 6/1989 Lacher ..... D4/104  
 D. 315,061 3/1991 Yost et al. .... D4/104  
 1,984,787 12/1934 Elliot ..... 15/167.1  
 2,094,240 9/1937 Herrick et al. .... 15/167.1  
 2,548,255 4/1951 Cressler ..... 15/167.1 X  
 2,845,649 8/1958 Hutson ..... 15/167.1

### [57] CLAIM

The ornamental design for a toothbrush handle, as shown and described.

### DESCRIPTION

FIG. 1 is a front elevational view of a toothbrush handle showing our new design;  
 FIG. 2 is a top plan view thereof;  
 FIG. 3 is a bottom plan view thereof;  
 FIG. 4 is a rear elevational view thereof; and,  
 FIG. 5 is a perspective view thereof.  
 The structure shown in phantom or broken lines in the Figures forms no part of the claimed design and is present only to illustrate the environment.  
 The undisclosed end is unornamented.






FIG. 2

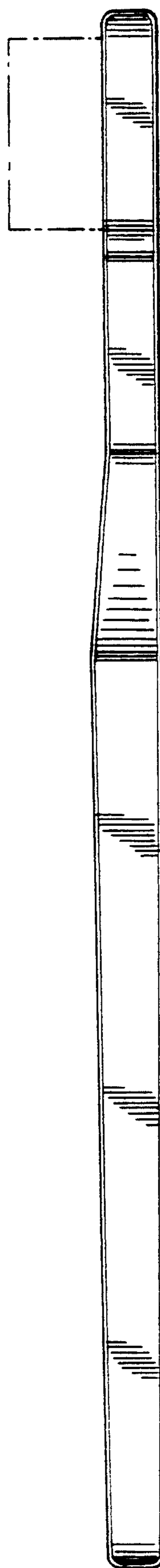


FIG. 1




FIG. 3

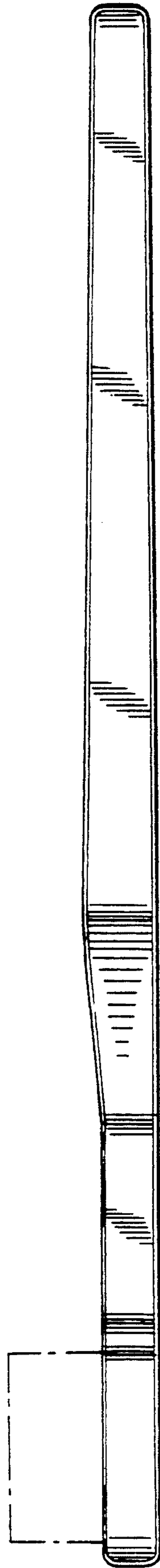


FIG. 4

FIG. 5

