



US00D346272S

# United States Patent [19]

Cessor

[11] Patent Number: **Des. 346,272**

[45] Date of Patent: **\*\* Apr. 26, 1994**

[54] **SHOE UPPER**

4,670,998 6/1987 Pasternak ..... 36/114  
5,184,378 2/1993 Batra ..... 36/50.1

[75] Inventor: **Susan D. Cessor, Portland, Oreg.**

### FOREIGN PATENT DOCUMENTS

[73] Assignee: **Nike, Inc., Beaverton, Oreg.**

1017946 10/1957 Fed. Rep. of Germany ..... 36/50.1

[\*\*] Term: **14 Years**

### OTHER PUBLICATIONS

[21] Appl. No.: **13,622**

Nike Fall 1993 Catalog, p. 8, Dec. 1992.  
U.S. Trademark Reg. No. 1,029,423, Jan. 1976.  
U.S. Trademark Reg. No. 1,537,834, May 1989.  
U.S. Trademark Reg. No. 1,550,230, Aug. 1989.  
U.S. Trademark Reg. No. 1,564,027, Oct. 1989.  
U.S. Trademark Reg. No. 1,580,868, Jan. 1990.  
U.S. Trademark Reg. No. 1,683,845, Apr. 1992.  
Exhibits A-E, photographs of Adidas shoe, undated.

[22] Filed: **Sep. 17, 1993**

[52] U.S. Cl. .... **D2/970; D2/909**

[58] Field of Search ..... **D2/896, 902, 907-912,  
D2/969, 970; 36/45, 50.1, 83, 84, 89, 102-107,  
113, 114, 132, 138**

[56] **References Cited**

### U.S. PATENT DOCUMENTS

- D. 33,765 12/1900 Horne ..... D2/970
- D. 156,302 11/1949 Whatmore ..... D2/902
- D. 265,521 7/1982 Vermonet .
- D. 266,968 11/1982 Railton .
- D. 278,186 4/1985 Michaeli .
- D. 294,422 3/1988 Gamm .
- D. 295,578 5/1988 Tong .
- D. 296,146 6/1988 McCrea .
- D. 296,606 7/1988 Sorofman .
- D. 299,583 1/1989 Tong et al. .
- D. 302,898 8/1989 Greenberg .
- D. 303,452 9/1989 Swett .
- D. 304,876 12/1989 Brown et al. .
- D. 308,745 1/1990 Brown .
- D. 316,474 4/1991 Greenberg .
- D. 319,722 9/1991 Hatfield .
- D. 322,878 1/1992 Hatfield .
- D. 326,350 5/1992 Silverman et al. .... D2/907
- D. 330,626 11/1992 McDonald et al. .... D2/970
- 2,147,197 2/1939 Glidden ..... 36/45 X
- 3,138,880 6/1964 Kunzli ..... 36/105
- 4,616,432 10/1986 Bunch et al. .... 36/50.1

*Primary Examiner*—Louis S. Zarfes  
*Attorney, Agent, or Firm*—Banner, Birch, McKie & Beckett

### [57] CLAIM

The ornamental design for a shoe upper, as shown and described.

### DESCRIPTION

FIG. 1 is a right side elevational view of a shoe upper according to my new design;  
FIG. 2 is a left side elevational view of the shoe upper shown in FIG. 1;  
FIG. 3 is a top plan view of the shoe upper as shown in FIGS. 1 and 2;  
FIG. 4 is a front elevational of the shoe upper shown in FIGS. 1 and 2; and,  
FIG. 5 is a rear elevational view of the shoe upper shown in FIGS. 1 and 2.  
The broken line showing of a shoe sole in FIGS. 1, 2, 4 and 5 is for illustrative purposes only and forms no part of the claimed design.



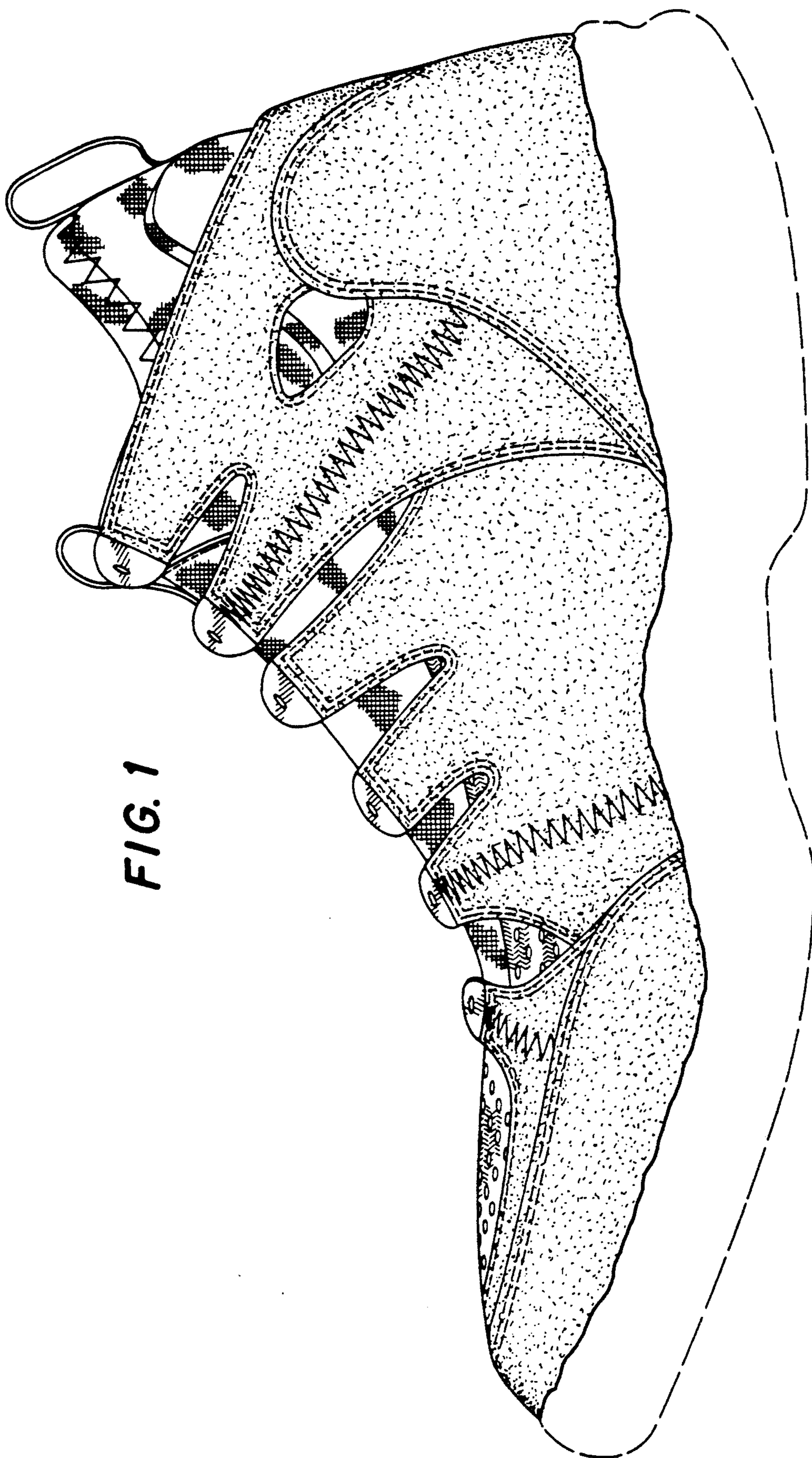


FIG. 1

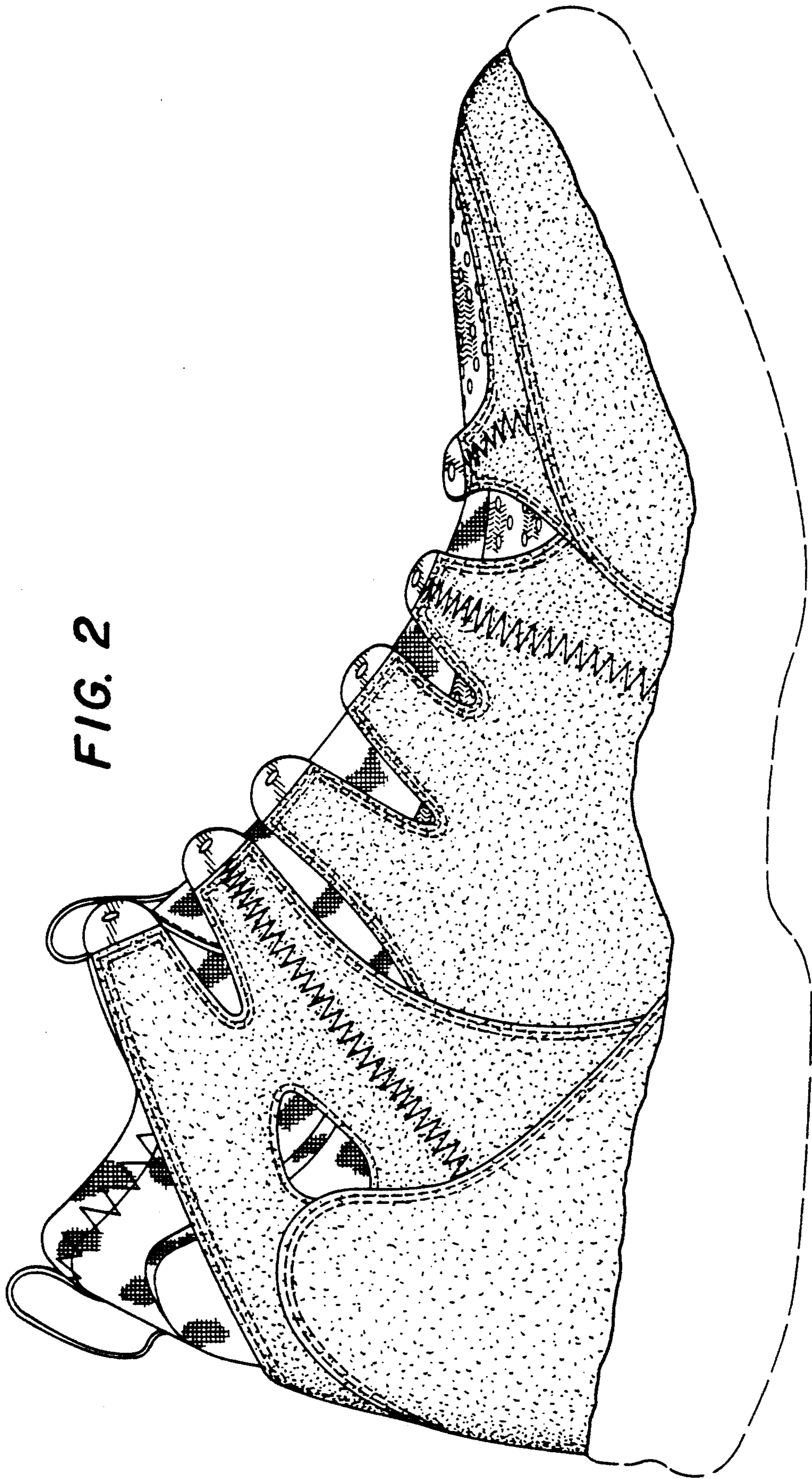


FIG. 2

FIG. 3

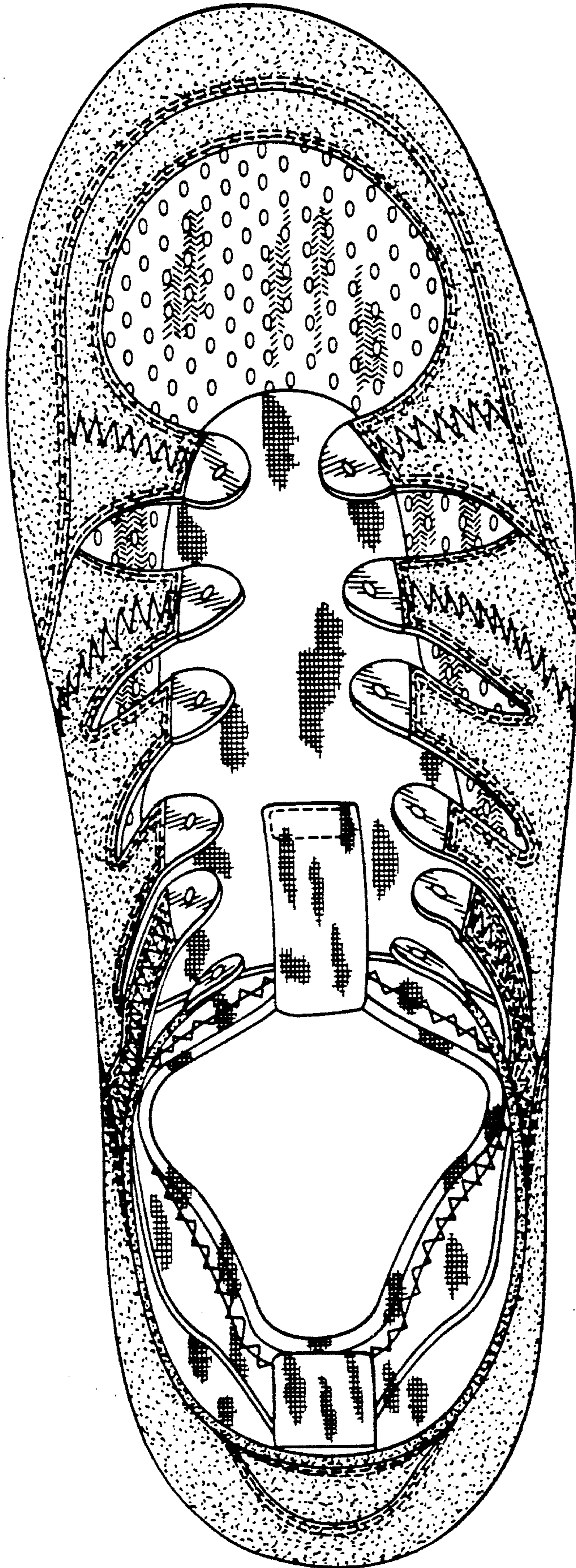


FIG. 5

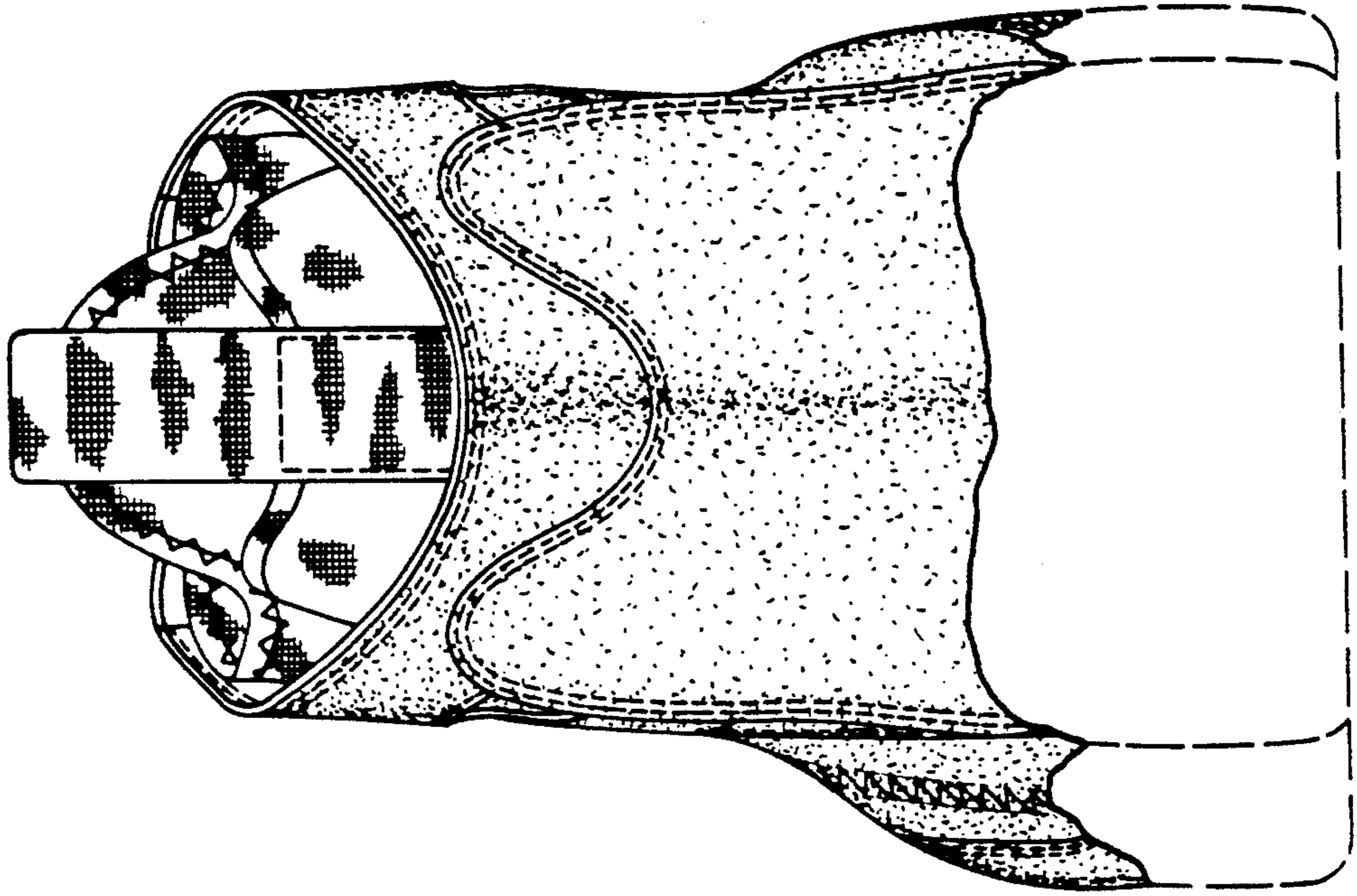


FIG. 4

