



US00D346244S

# United States Patent [19]

[11] Patent Number: **Des. 346,244**

Majewski

[45] Date of Patent: **\*\* Apr. 19, 1994**

[54] **SADDLE ATTACHMENT FOR PROTECTING LEG AND CALF**

[76] Inventor: **Virginia C. Majewski, 32 Treasure Ave., Kensington, Conn. 06037**

[\*] Notice: The portion of the term of this patent subsequent to Jun. 15, 2007 has been disclaimed.

[\*\*] Term: **14 Years**

[21] Appl. No.: **914,099**

[22] Filed: **Jul. 16, 1992**

[52] U.S. Cl. .... **D29/10**

[58] Field of Search ..... **2/2, 22-23; 54/23, 46.1, 46.2, 65; D29/10, 99; D24/190-192**

[56] **References Cited**

**U.S. PATENT DOCUMENTS**

D. 336,551 6/1993 Majewski ..... D29/10

2,845,766	8/1958	Leddy .....	54/46
3,130,530	4/1964	Foreman .....	54/46
4,382,301	5/1983	Hightower, Jr. ....	2/22
4,502,266	3/1985	Friedson .....	54/44
4,697,286	10/1987	Cho .....	2/2
5,010,597	4/1991	Glover .....	2/242
5,123,233	6/1992	Majewski .....	54/46.1
5,170,503	12/1992	Hightower, Jr. ....	2/22

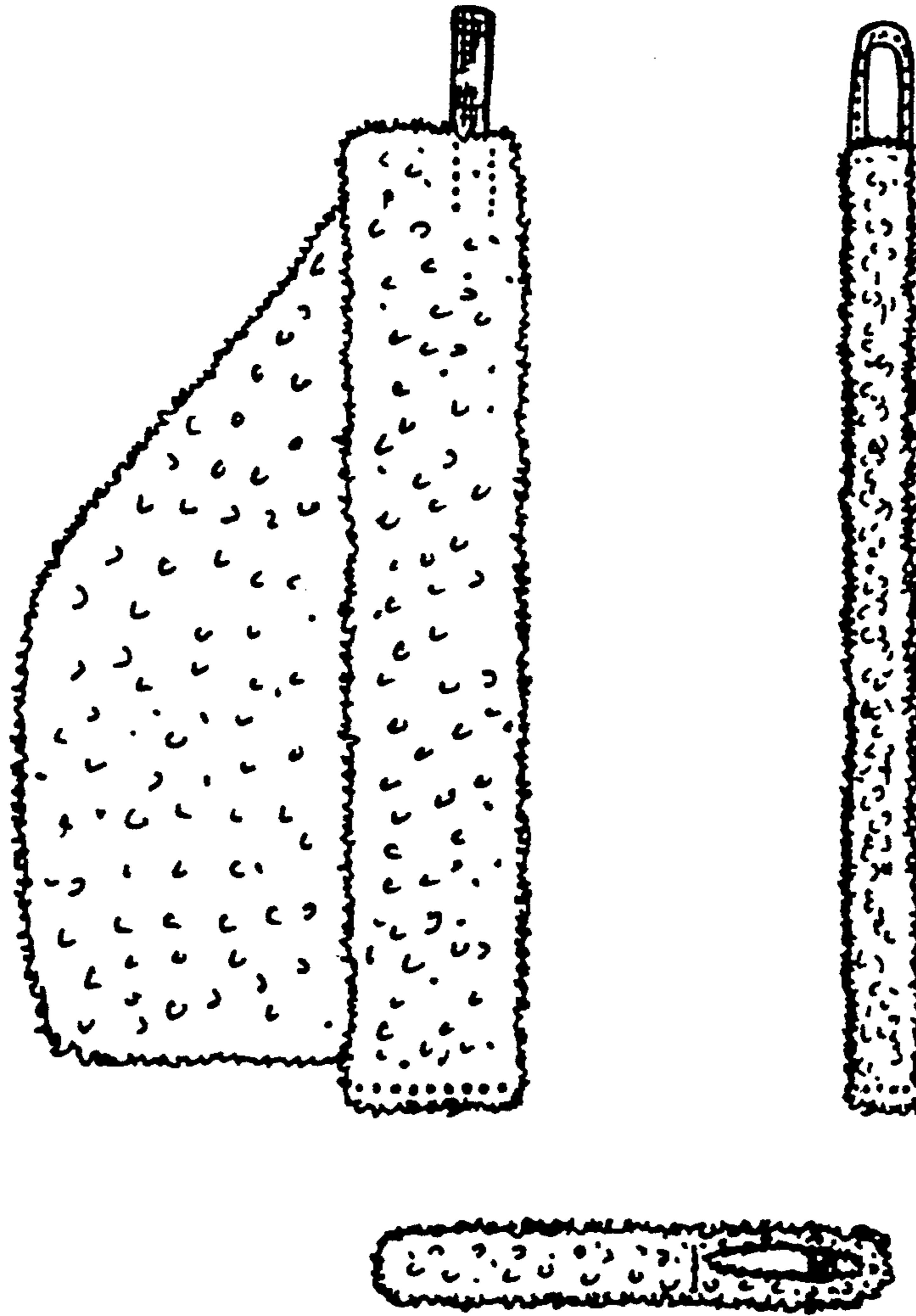
*Primary Examiner*—Ruth McInroy  
*Attorney, Agent, or Firm*—Virginia C. Majewski

[57] **CLAIM**

The ornamental design for a saddle attachment for protecting leg and calf, as shown and described.

**DESCRIPTION**

FIG. 1 is a front elevational view of a saddle attachment for protecting leg and calf showing my new design; FIG. 2 is a right side elevational view thereof; FIG. 3 is a top plan view thereof; FIG. 4 is a left side elevational view thereof; FIG. 5 is a rear elevational view thereof; and, FIG. 6 is a bottom plan view thereof.



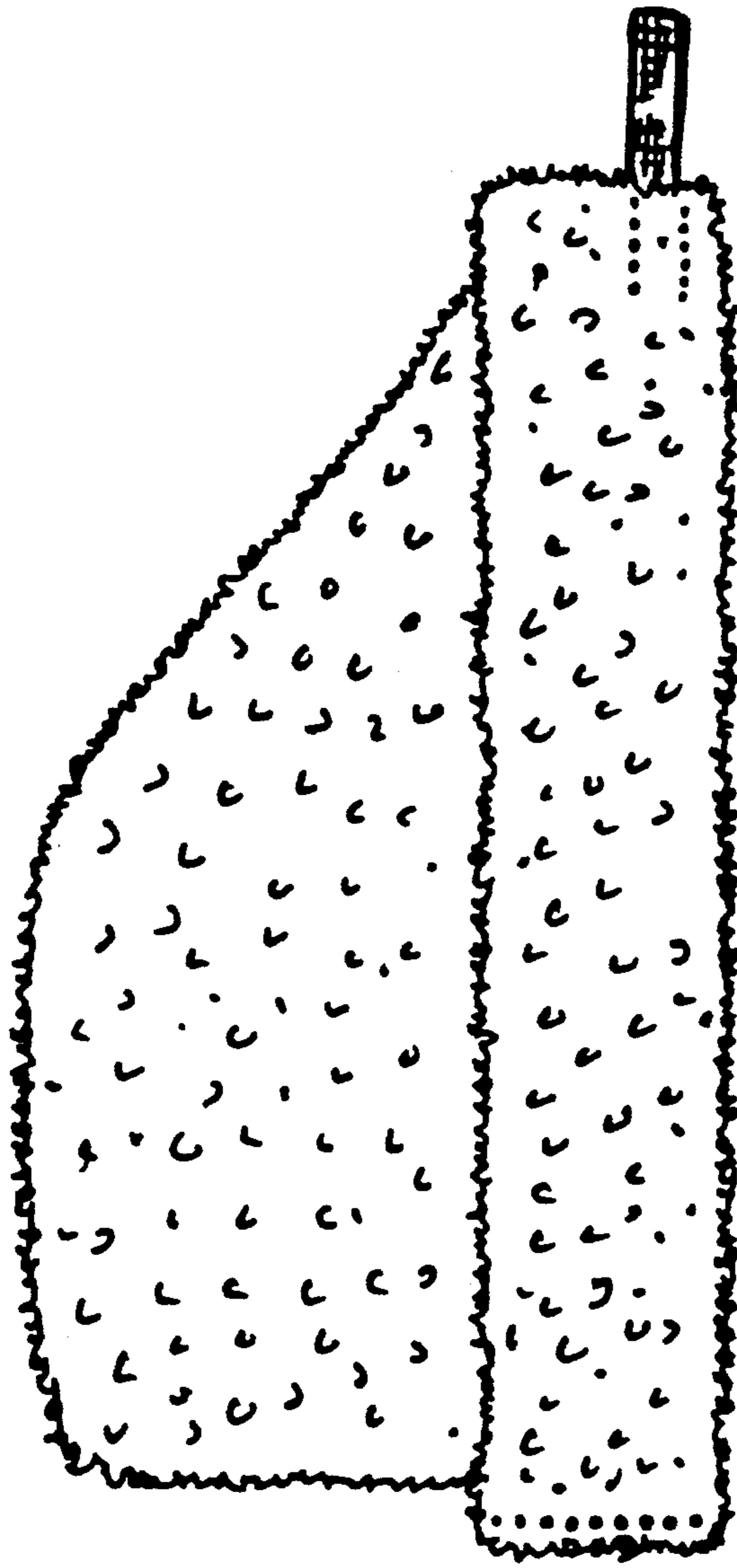


FIG. 1



FIG. 2




FIG. 3



FIG. 4

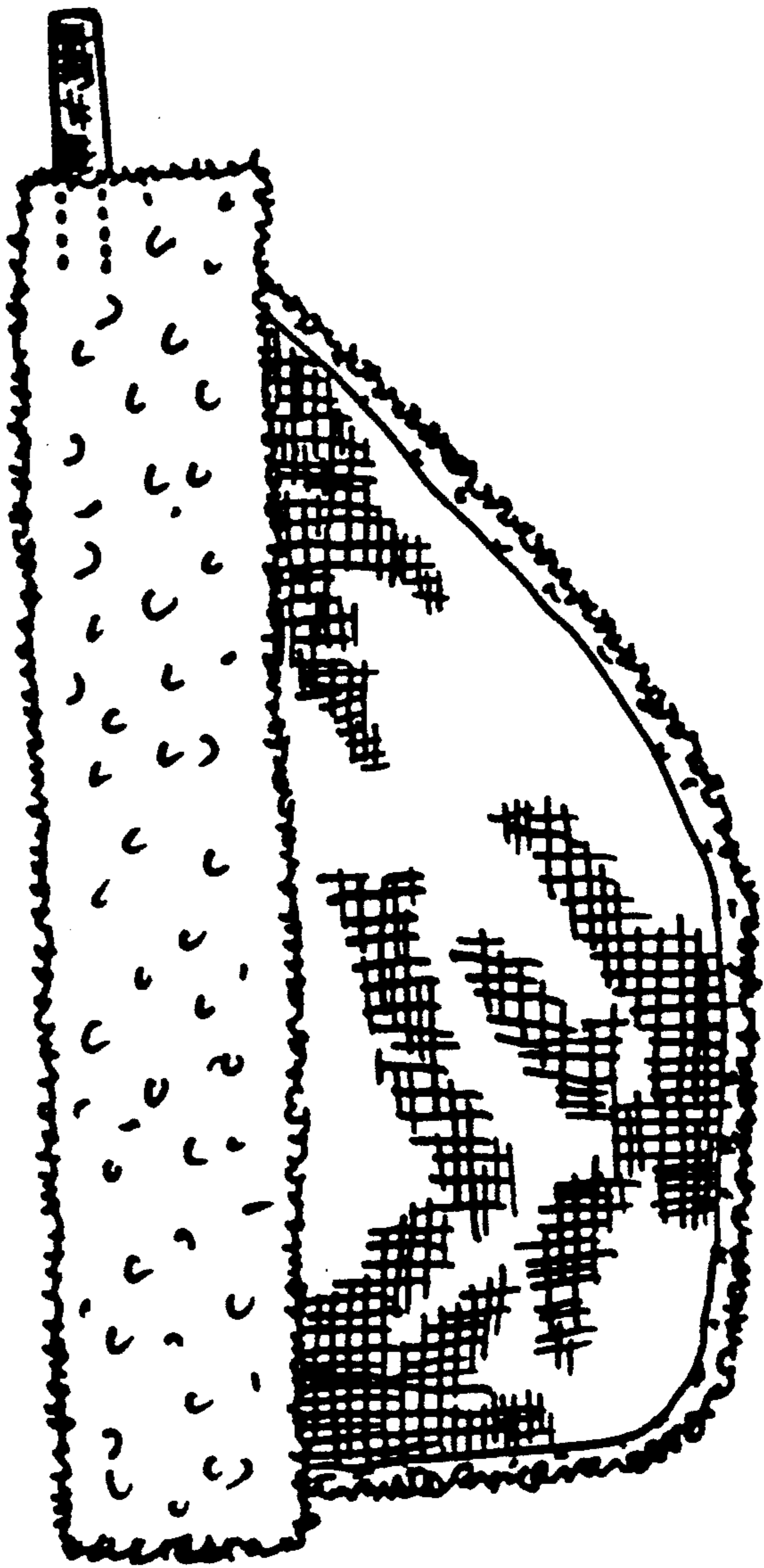


FIG. 5



FIG. 6