



US00D346213S

United States Patent [19]

[11] Patent Number: **Des. 346,213**

Ruffo et al.

[45] Date of Patent: **** Apr. 19, 1994**

[54] **SANITARY NAPKIN**

[56] **References Cited**

[75] Inventors: **Angelo P. Ruffo**, Mount Royal, Canada; **James Bradstreet**, Colts Neck, N.J.; **Frank S. Glaug**, Appleton, Wis.; **Sherilyn S. McCoy**, Monmouth Junction, N.J.; **Patricia Ramacieri**, Montreal, Canada

U.S. PATENT DOCUMENTS

| | | | |
|-----------|---------|-------------------------|-------------|
| 4,759,754 | 7/1988 | Korpman | 604/387 |
| 4,773,905 | 9/1988 | Molee et al. | 604/385.1 X |
| 4,781,712 | 11/1988 | Barabino et al. | 604/385.1 |
| 4,900,319 | 2/1990 | Richwine | 604/385.1 |
| 4,900,320 | 2/1990 | McCoy | 604/389 X |
| 4,917,697 | 4/1990 | Osborn, III et al. | 604/389 X |

[73] Assignee: **Johnson & Johnson Inc.**, Montreal, Canada

Primary Examiner—Alan P. Douglas
Assistant Examiner—M. N. Pandozzi

[**] Term: **14 Years**

[57] CLAIM

The ornamental design for a sanitary napkin, as shown and described.

[21] Appl. No.: **973,936**

DESCRIPTION

[22] Filed: **Nov. 10, 1992**

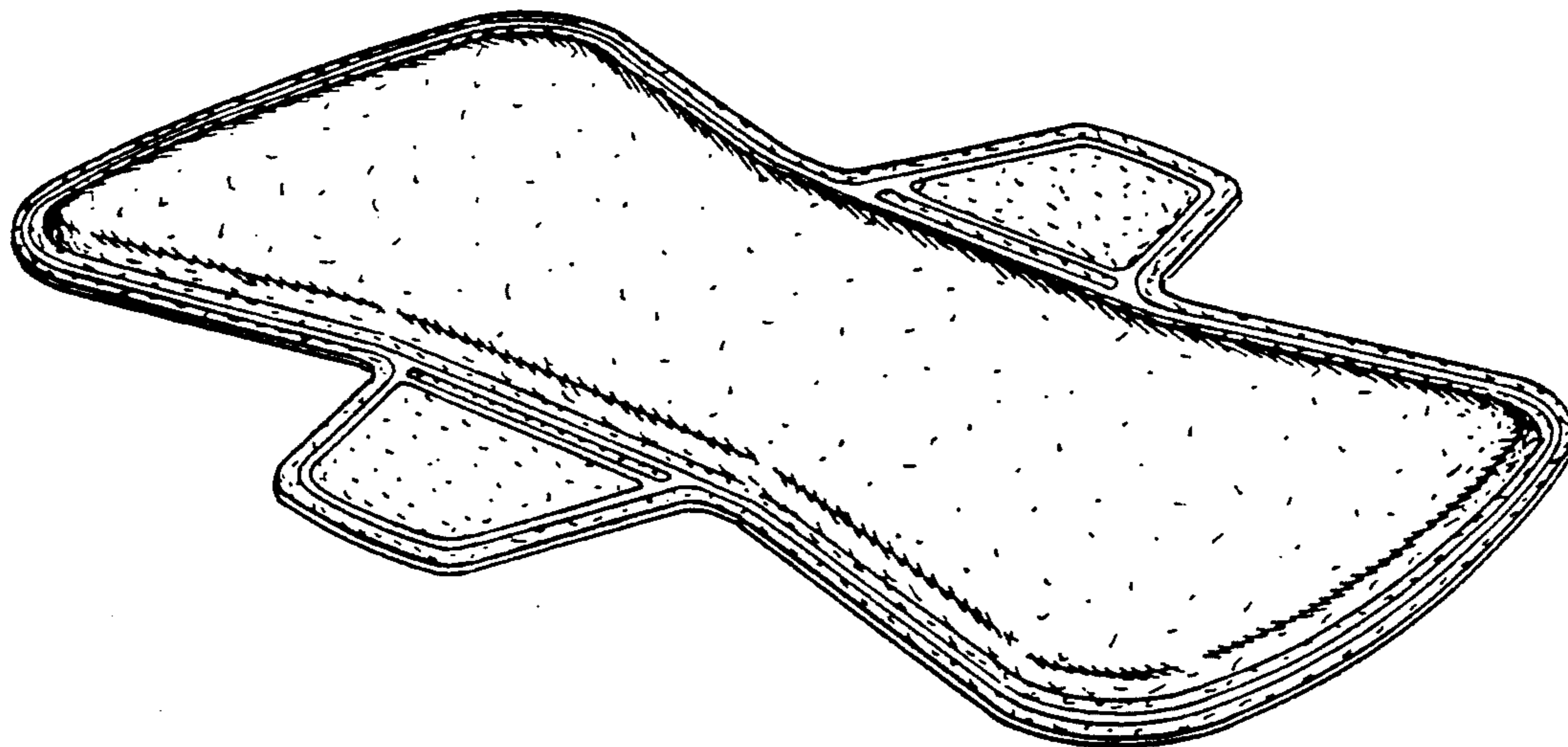
FIG. 1 is a perspective view of a sanitary napkin, showing our new design;
FIG. 2 is a top plan view thereof;
FIG. 3 is a right side elevational view thereof, the left side view being identical;
FIG. 4 is a front elevational view thereof, the rear view being identical; and,
FIG. 5 is a bottom plan view of the sanitary napkin of FIG. 1.

Related U.S. Application Data

[63] Continuation of Ser. No. 478,168, Feb. 9, 1990, abandoned.

[52] U.S. Cl. **D24/125**

[58] Field of Search 604/358, 385, 386, 387, 604/389; D24/124, 125



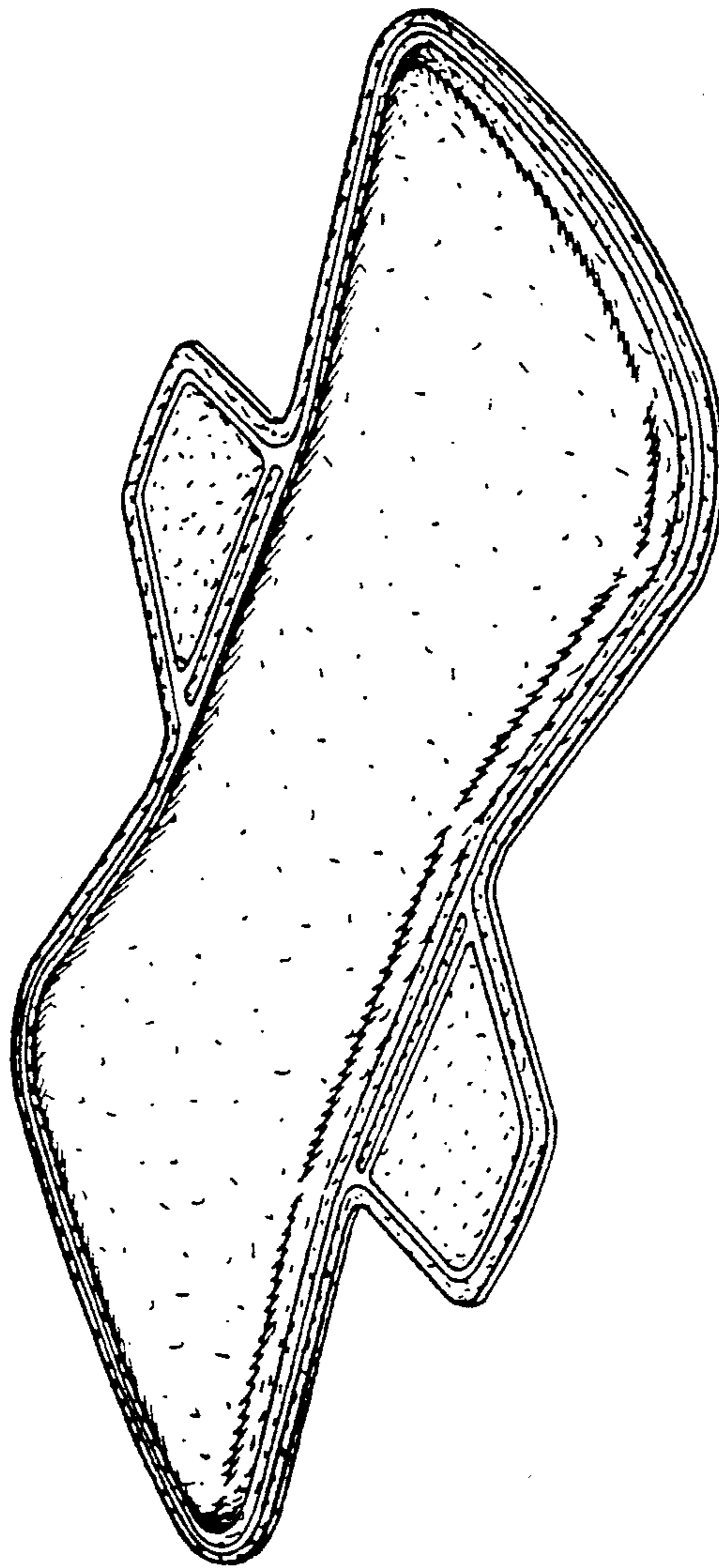


FIG-1

FIG-2

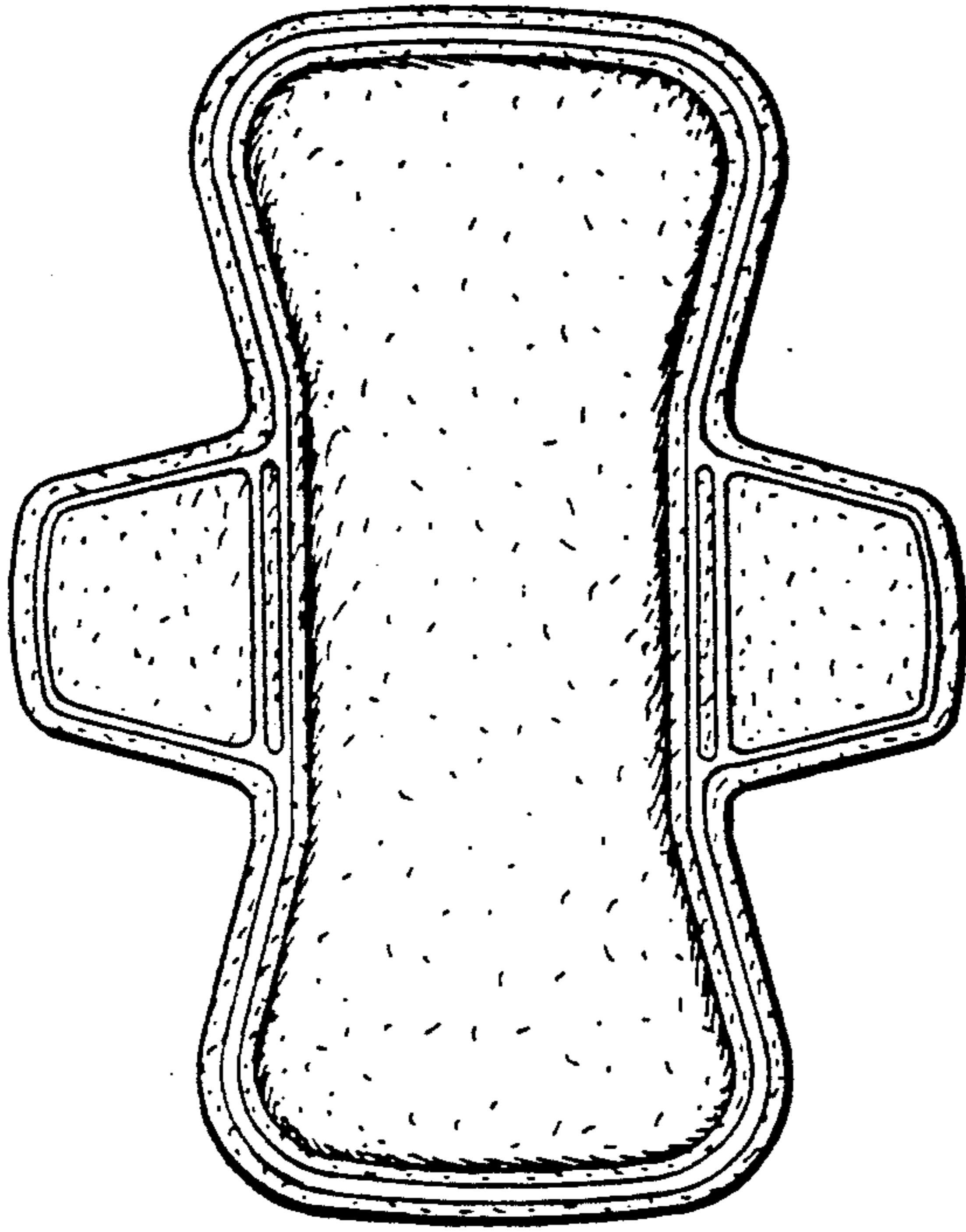


FIG-3



FIG-4

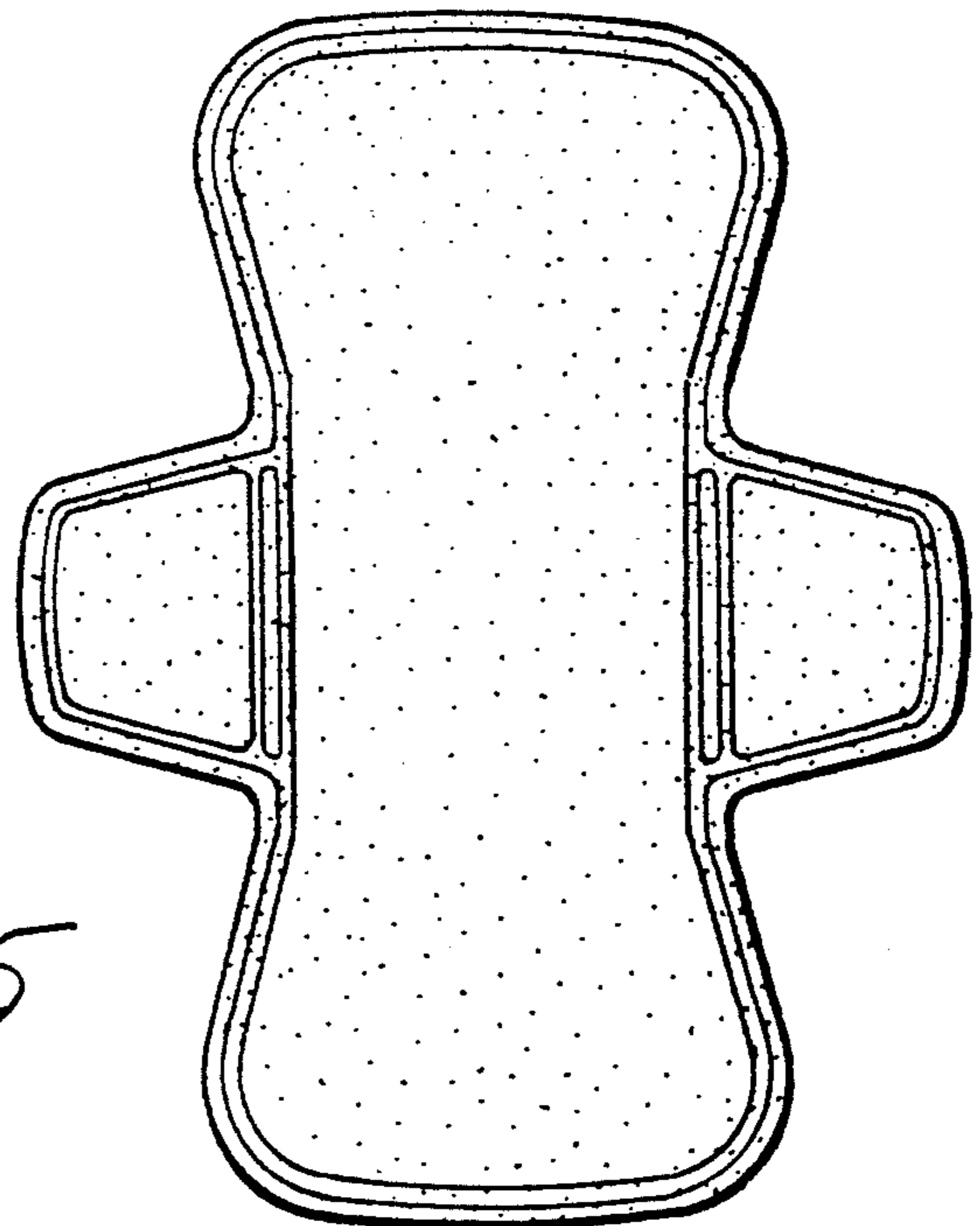


FIG-5