



US00D346204S

United States Patent [19]
Gordon

[11] **Patent Number: Des. 346,204**
[45] **Date of Patent: ** Apr. 19, 1994**

[54] **DUAL ACTION TOILET FLUSH VALVE**
[76] **Inventor: Ross V. Gordon, 244 N. 1st East St.,
Huntington, Utah 84528**
[**] **Term: 14 Years**
[21] **Appl. No.: 694,055**
[22] **Filed: May 1, 1991**
[52] **U.S. Cl. D23/236**
[58] **Field of Search 4/326, 327, 405, 411,
4/412; D23/233-237**

3,151,337 10/1964 Deniz 4/327
4,240,168 12/1980 Duke 4/326
4,829,605 5/1989 Agostino 4/326
5,111,537 5/1992 Zaruba 4/326 X

Primary Examiner—James R. Largen
Attorney, Agent, or Firm—Leon Gildea

[57] **CLAIM**

The ornamental design for a dual action toilet flush valve, as shown and described.

DESCRIPTION

FIG. 1 is a front elevational view of the dual action toilet flush valve showing my new design; FIG. 2 is a rear elevational view thereof; FIG. 3 is a left side elevational view thereof; FIG. 4 is a right side elevational view thereof; FIG. 5 is a top plan view thereof; and, FIG. 6 is a bottom plan view thereof. The broken line representation of connectors in FIG. 1 and 3 are for purposes of illustration only and form no part of the claimed design.

[56] **References Cited**

U.S. PATENT DOCUMENTS

D. 294,285 2/1988 Miskiewicz D23/236
1,890,281 12/1932 Dollinger 4/327
2,709,263 5/1955 Doty 4/327 X
2,760,206 8/1956 Loyd 4/327
3,049,721 8/1962 Taylor 4/327 X
3,080,567 3/1963 King 4/327 X
3,137,867 6/1964 King 4/327 X

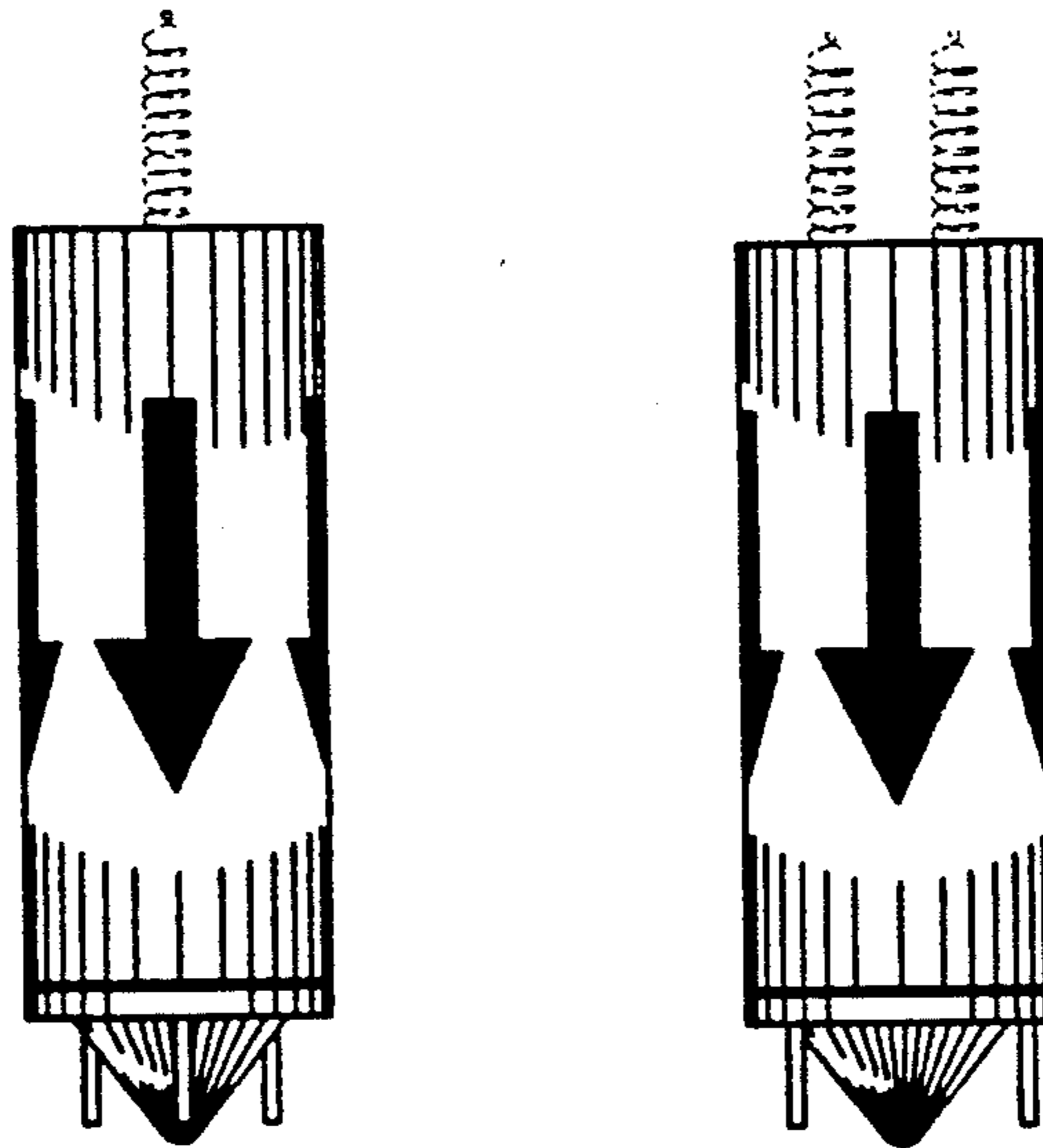


FIG. 1

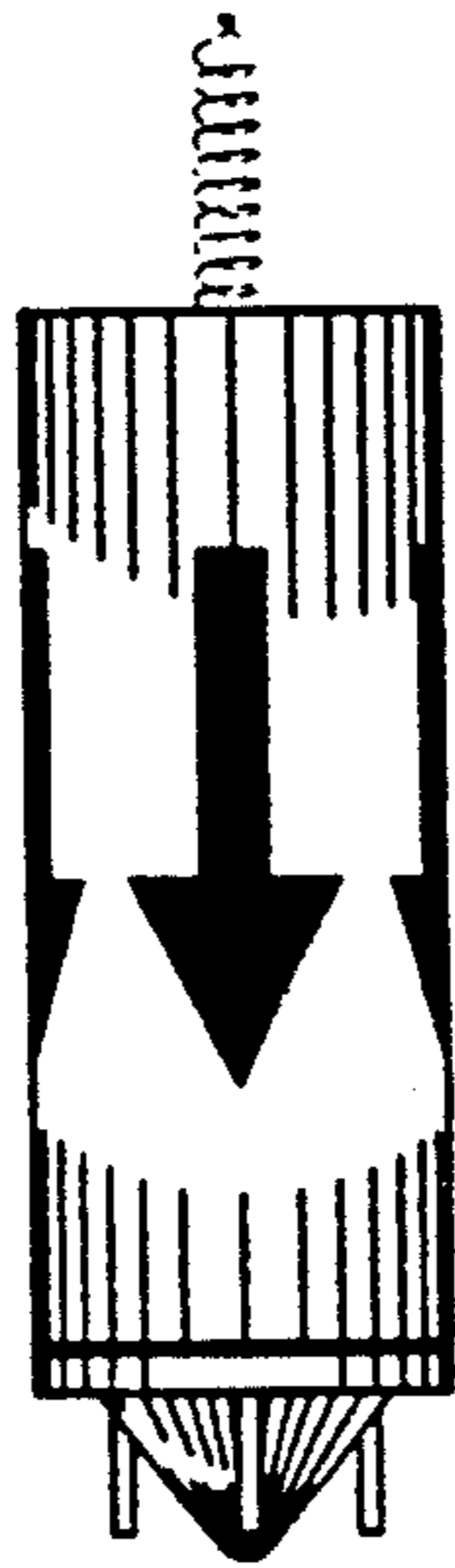


FIG. 2




FIG. 3

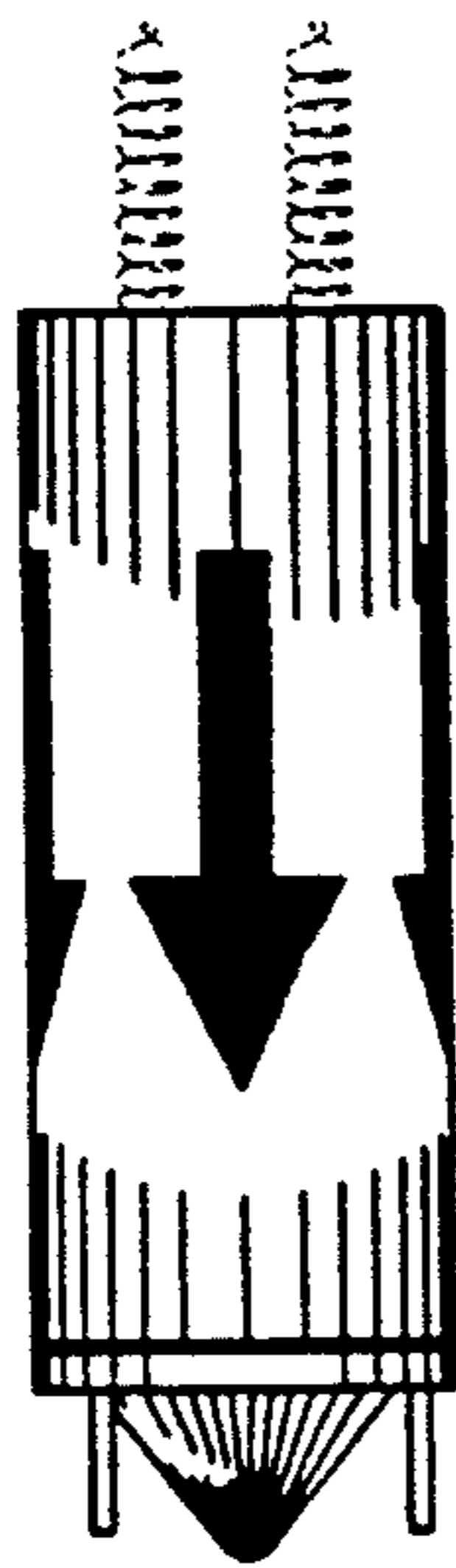


FIG. 4



FIG. 5

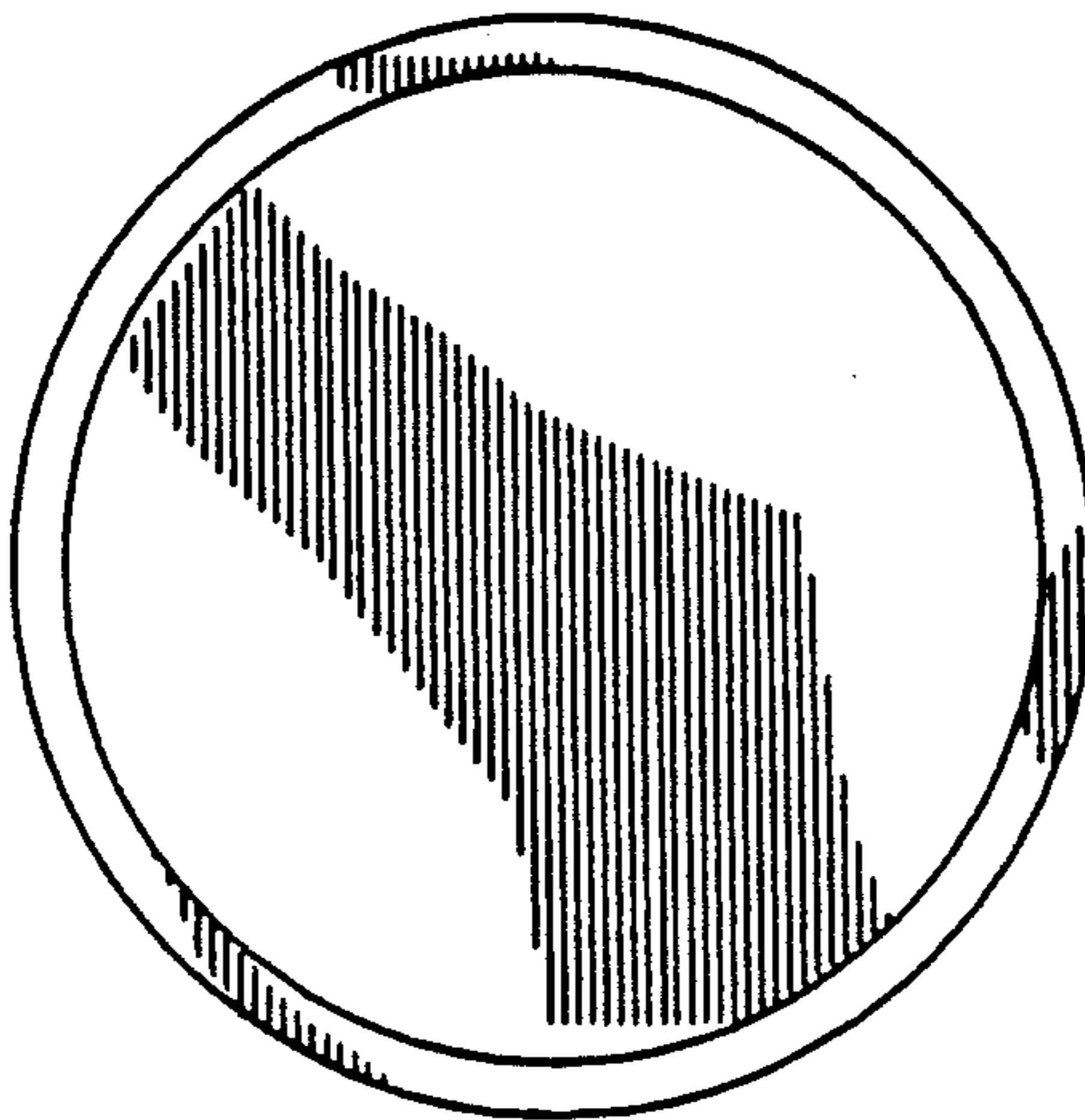


FIG. 6

