



US00D346161S

# United States Patent [19]

[11] Patent Number: **Des. 346,161**

Oh et al.

[45] Date of Patent: **\*\* Apr. 19, 1994**

[54] **KEYBOARD FOR A COMPUTER**

[56] **References Cited**

[75] Inventors: **Jae-heaun Oh**, Kyunggi-do;  
**Sang-hyun Lee**, Seoul, both of Rep.  
of Korea

### U.S. PATENT DOCUMENTS

D. 304,451 11/1989 Kagayama et al. .... D14/115  
D. 307,748 5/1990 Cardona et al. .... D14/115  
D. 308,200 5/1990 Sottsass ..... D14/115  
D. 311,904 11/1990 Solomon ..... D14/100  
D. 330,199 10/1992 Mendel et al. .... D14/115

[73] Assignee: **TriGem Computer, Inc.**, Ansan, Rep.  
of Korea

*Primary Examiner*—James M. Gandy  
*Assistant Examiner*—Freda S. Nunn  
*Attorney, Agent, or Firm*—James D. Hall; Thomas J.  
Dodd

[\*\*] Term: **14 Years**

### [57] CLAIM

[21] Appl. No.: **806,938**

The ornamental design for a keyboard for a computer,  
as shown and described.

[22] Filed: **Dec. 11, 1991**

### DESCRIPTION

### [30] Foreign Application Priority Data

Jun. 21, 1991 [KR] Rep. of Korea ..... 91-8898  
[52] U.S. Cl. .... **D14/115**  
[58] Field of Search ..... 235/145 A, 145 R;  
340/700, 706; 341/22, 23; 361/390, 394;  
364/708, 709.04; D14/100, 101, 106, 115;  
D18/7

FIG. 1 is a perspective view of the keyboard for a com-  
puter showing our new design;  
FIG. 2 is a front view thereof;  
FIG. 3 is a rear view thereof;  
FIG. 4 is a top plan view thereof;  
FIG. 5 is a bottom plan view thereof;  
FIG. 6 is a left side view thereof; and,  
FIG. 7 is a right side view thereof.  
The support is shown extended in FIGS. 2, 3, 6, and 7.

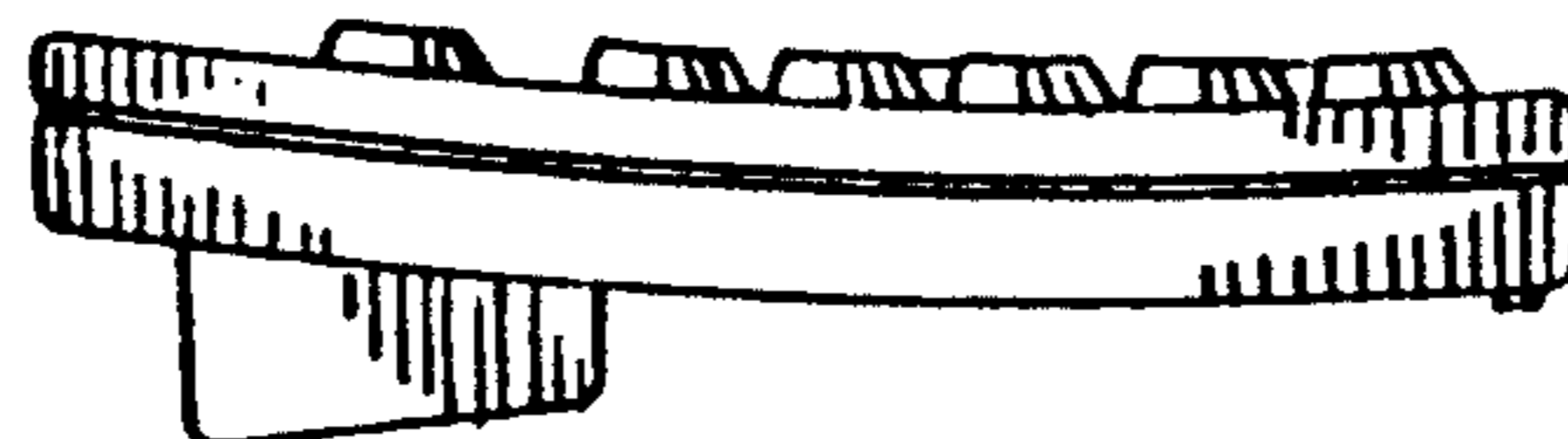
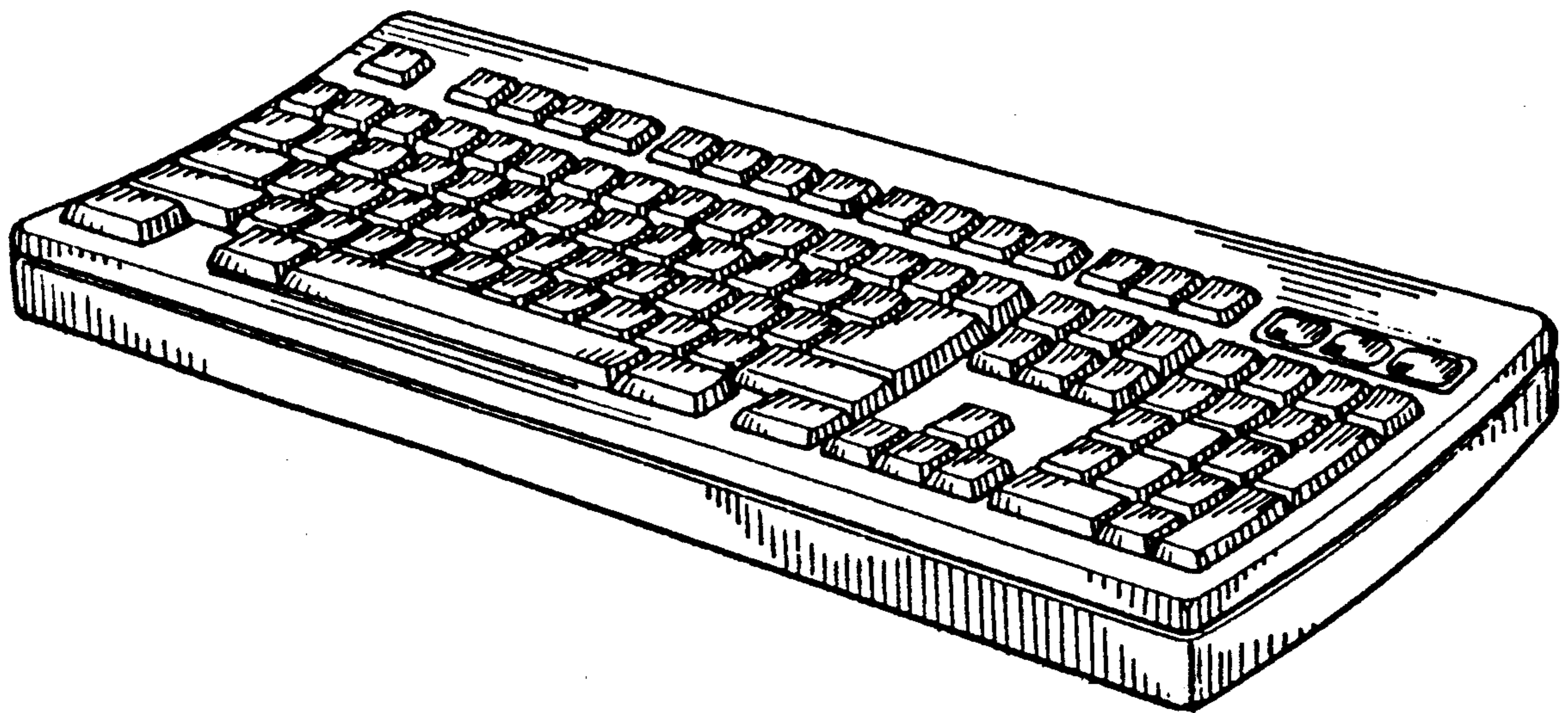


FIG. 1

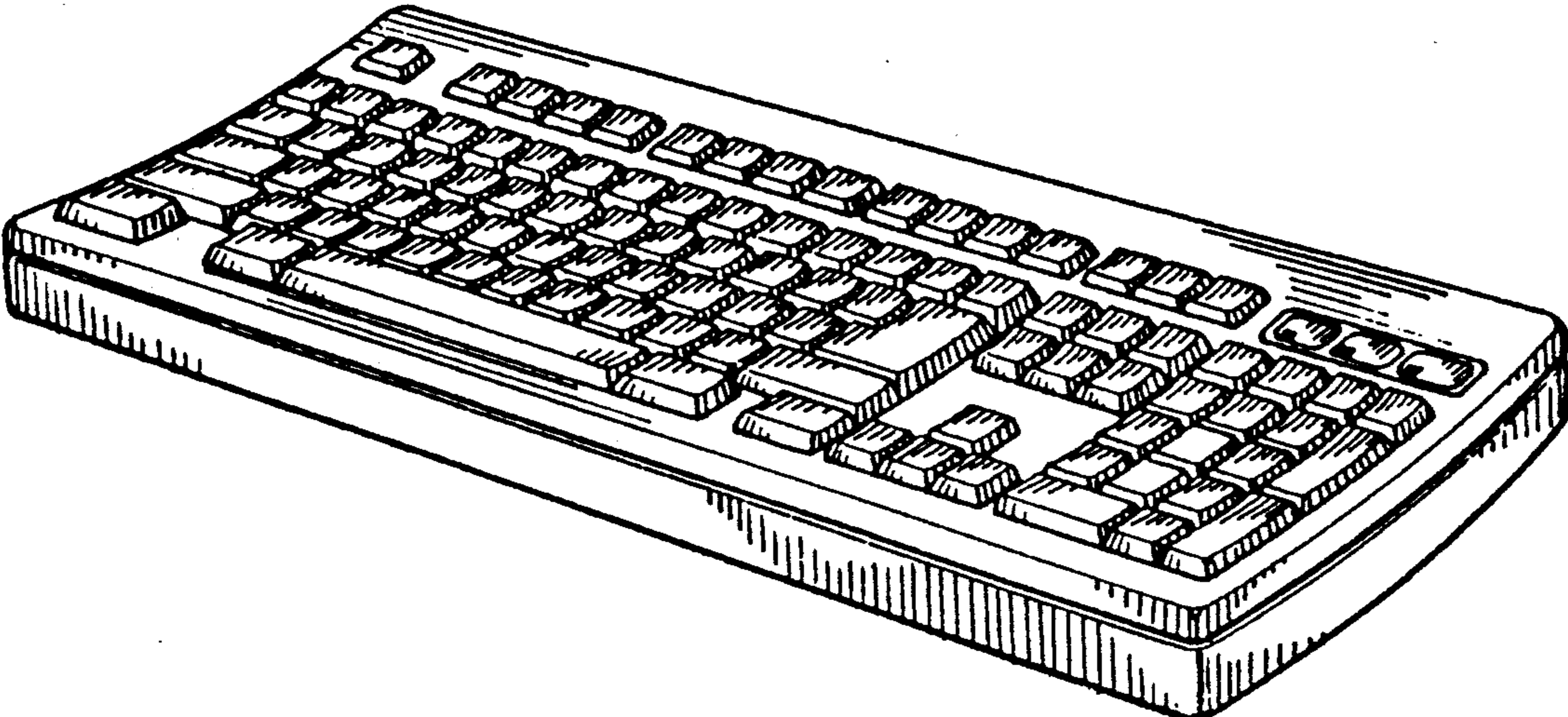


FIG. 2

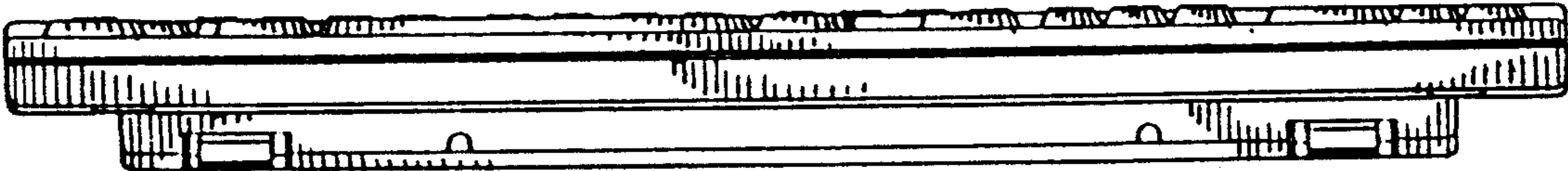


FIG. 3



FIG. 4

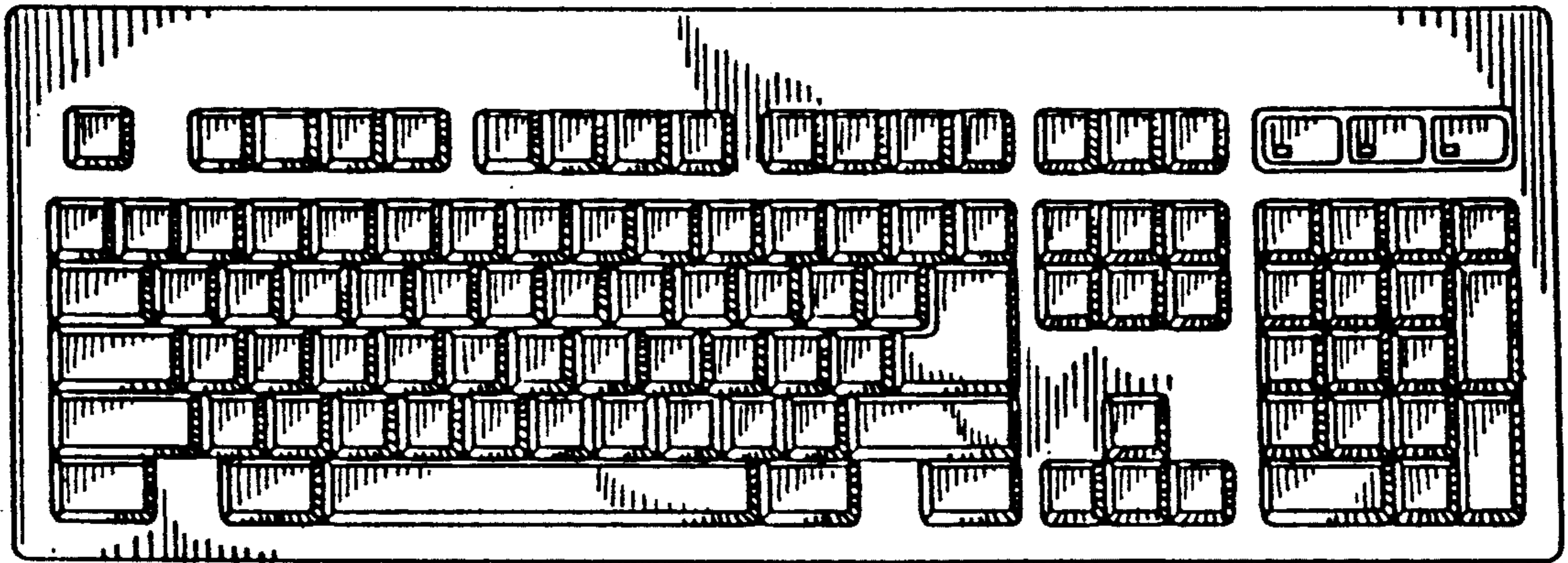


FIG. 5

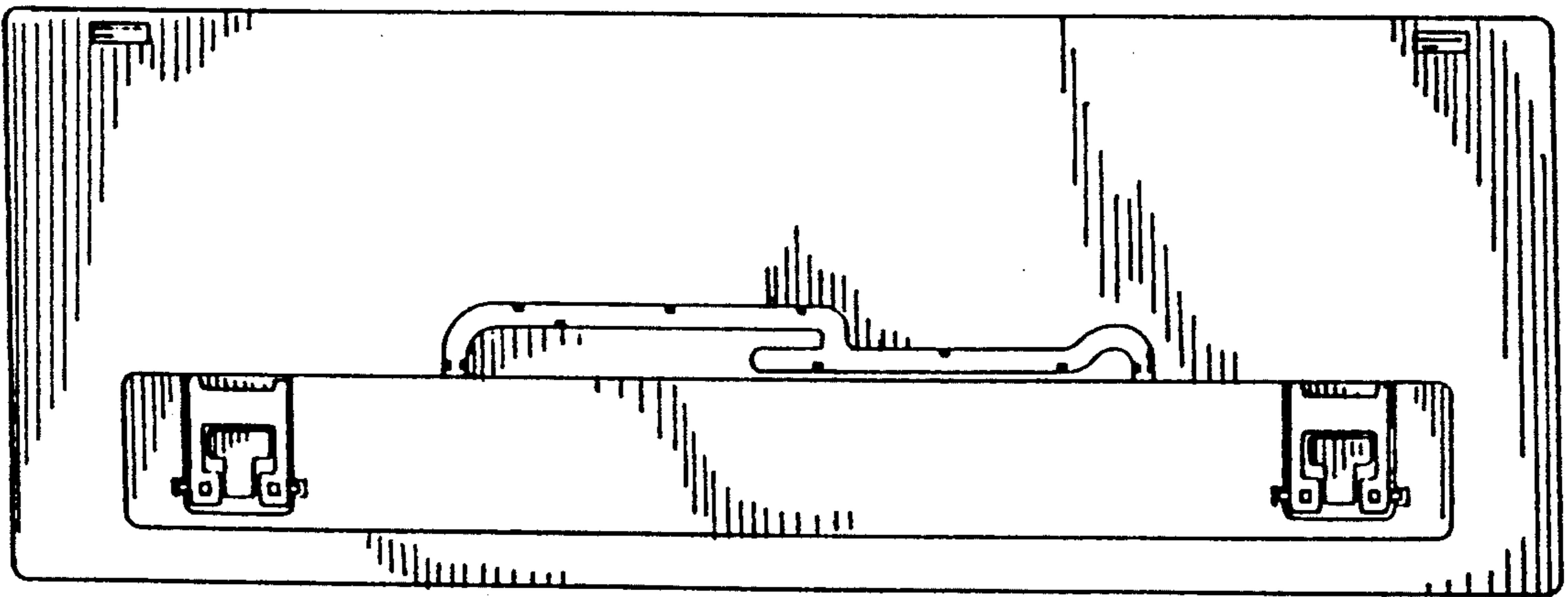


FIG. 6




FIG. 7

