



US00D346136S

United States Patent [19]

[11] Patent Number: **Des. 346,136**

Dollery

[45] Date of Patent: **** Apr. 19, 1994**

[54] TABLE TOP SHOWCASE

[76] Inventor: **Arthur W. Dollery, General Delivery, Yarmouth, Nova Scotia, Canada, B5A 4A4**

[**] Term: **14 Years**

[21] Appl. No.: **657,195**

[22] Filed: **Feb. 20, 1991**

3,664,301	5/1972	Morrill	119/5
3,696,789	10/1972	Richard	119/5
3,706,299	12/1972	Hendges	119/5
3,871,143	3/1975	Quick	D25/13
4,147,131	4/1979	Walker	119/5
4,252,080	2/1981	Gioia et al.	119/6.5
4,300,478	11/1981	Wise	47/69
4,516,529	5/1985	Lotito et al.	119/5
4,579,399	4/1986	Poltash	D6/450
4,580,526	4/1986	Rasmussen	119/5
4,612,219	9/1986	Tengs et al.	D11/141

Related U.S. Application Data

[63] Continuation-in-part of Ser. No. 484,660, Feb. 26, 1990, abandoned.

[52] U.S. Cl. **D11/158; D30/101; D11/161; D11/141**

[58] Field of Search 119/3, 4, 5, 6.5; D6/450; 47/69; D30/101-107; D11/145, 141, 161, 158; D25/13, 26; D19/59

[56] References Cited

U.S. PATENT DOCUMENTS

D. 82,230	10/1930	Venditti	D30/101
D. 83,137	1/1930	Venditti	D30/101
D. 217,197	4/1970	Phillips	D30/101
D. 236,460	8/1975	Fisher et al.	D25/26
D. 248,744	8/1978	Murray	47/69
D. 249,169	8/1978	Walker	D30/105
D. 251,416	3/1979	Kovach	D11/145
D. 254,874	4/1980	Totten	D30/104
D. 261,373	10/1981	Fisher	D11/141
D. 276,773	12/1984	Rodriguez	D30/101
D. 287,110	12/1986	Grun	D11/158
D. 294,129	2/1988	Grun	D11/141
D. 310,060	8/1990	Salgado et al.	D30/101
1,872,970	8/1932	King	D11/158
2,808,024	10/1957	Glidden	119/5
2,879,742	3/1959	Morrill	119/5
3,119,371	1/1964	Zuckerman	119/5

FOREIGN PATENT DOCUMENTS

948936 6/1974 Canada .

OTHER PUBLICATIONS

Edmund Scientific Co. Catalog; #691; Sep. 1968; p. 59; Mobile Sculpture A-Fish.

Aquarium Stock Company Inc. Catalog; p. 45; lower right corner (triangle aquarium w/full hood).

Primary Examiner—A. Hugo Word
Assistant Examiner—Cathy Anne MacCormac
Attorney, Agent, or Firm—Beveridge, DeGrandi, Weilacher & Young

[57] CLAIM

The ornamental design for a table top showcase, as shown and described.

DESCRIPTION

FIG. 1 is a top plan view of table top showcase showing my new design;

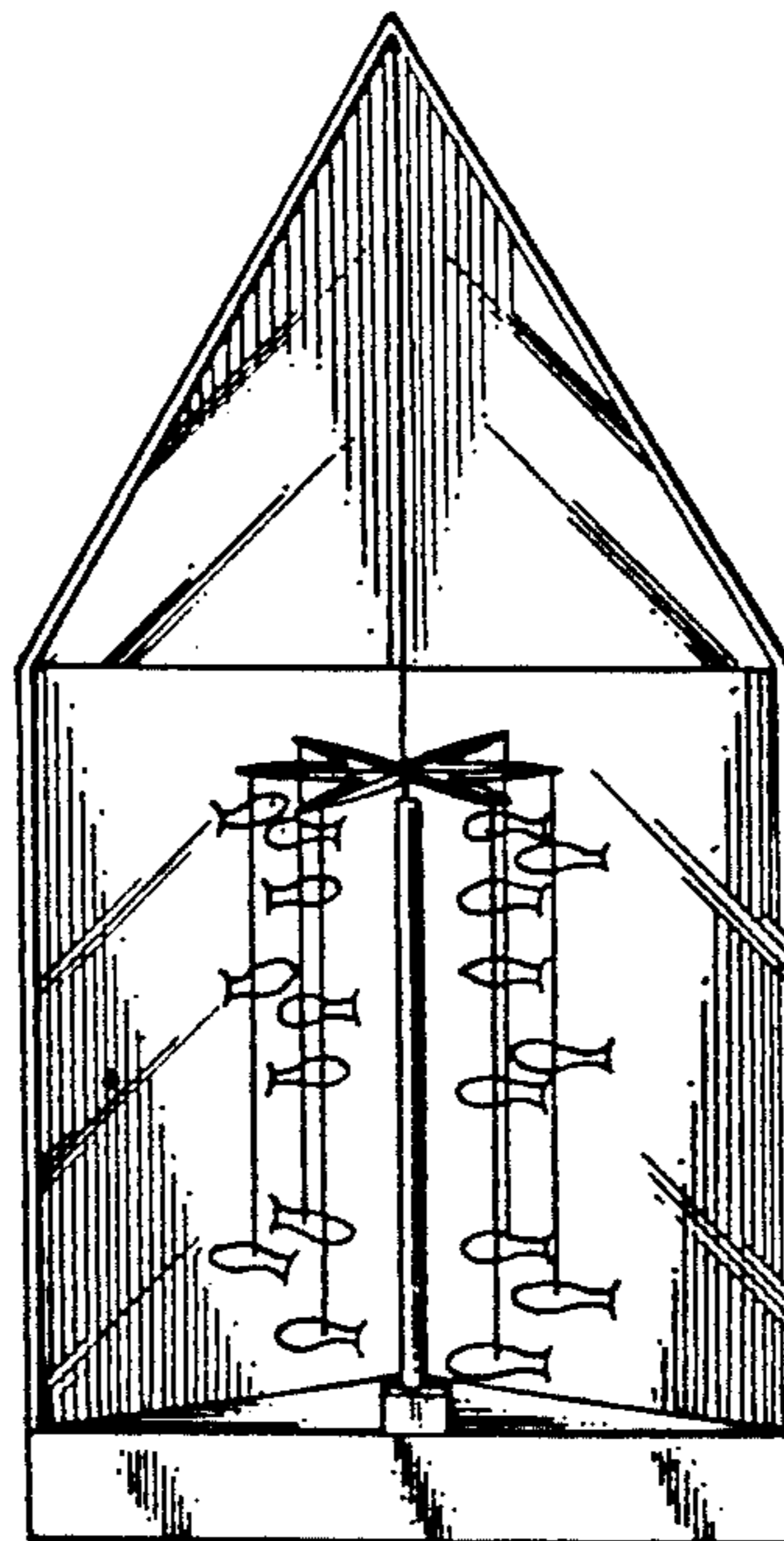
FIG. 2 is a bottom plan view thereof;

FIG. 3 is a front perspective view thereof;

FIG. 4 is a side elevational view thereof;

FIG. 5 is a rear elevational view thereof; and,

FIG. 6 is a side elevational view thereof showing the opposite side of FIG. 4.



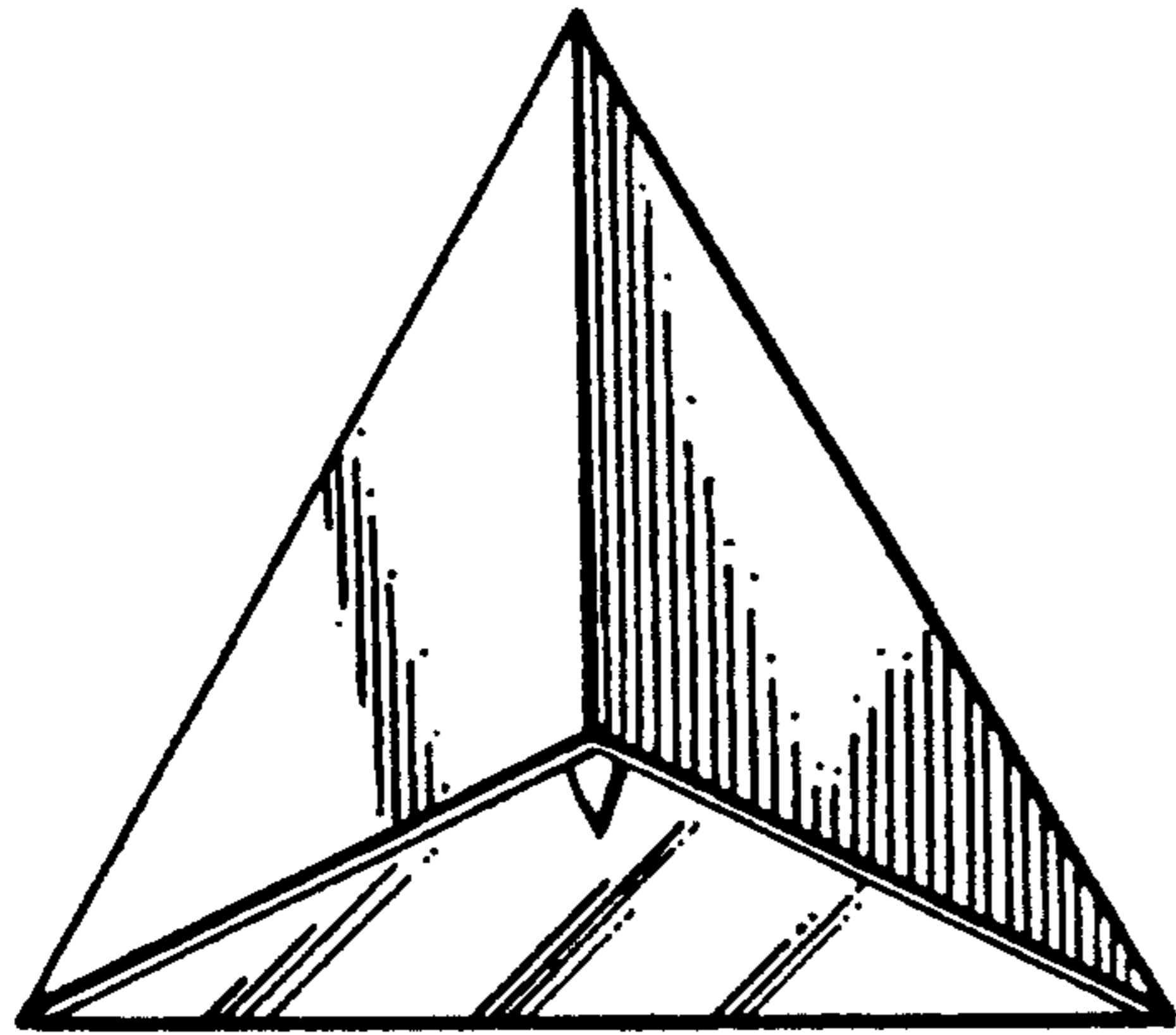


Fig. 1

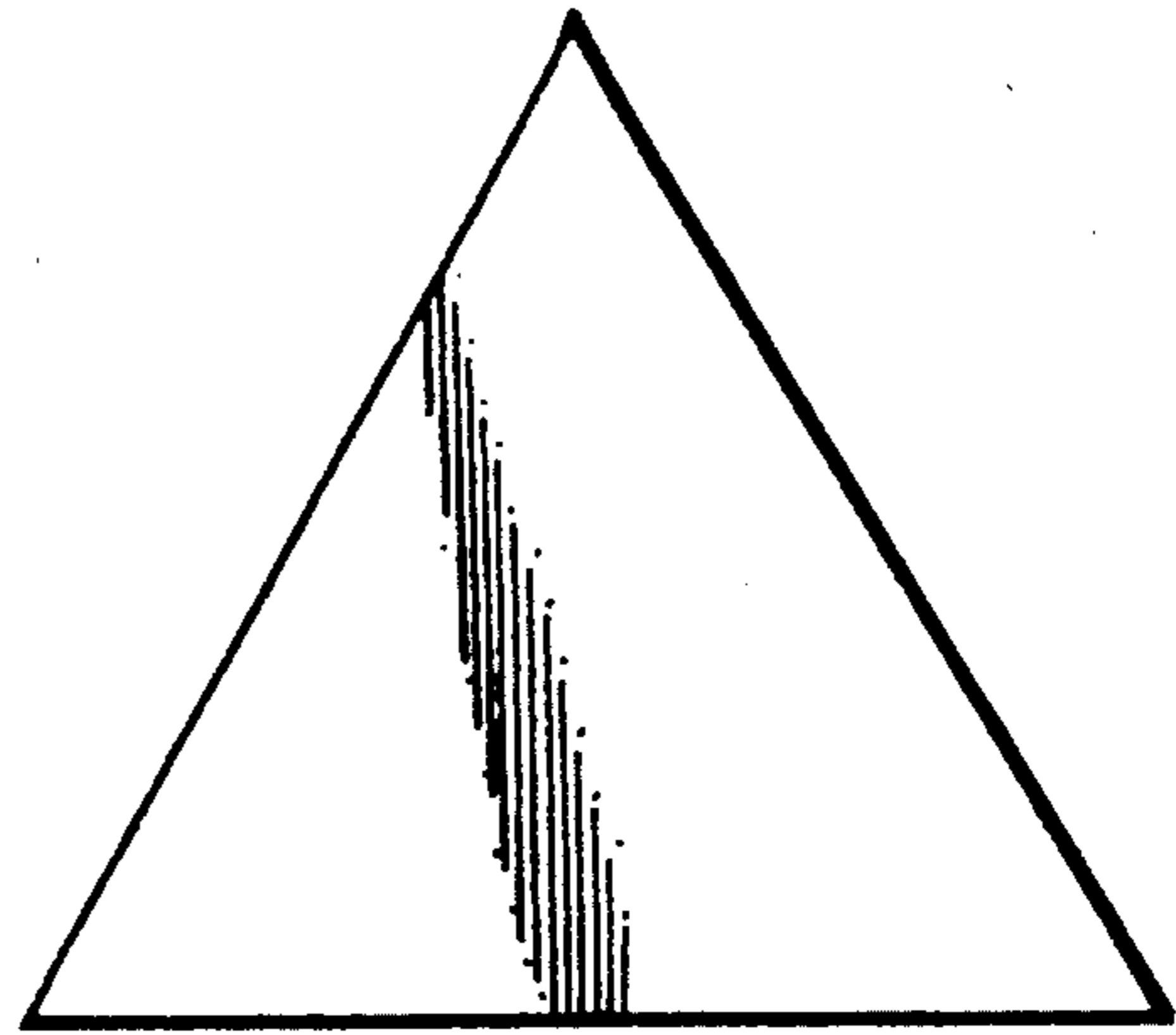


Fig. 2

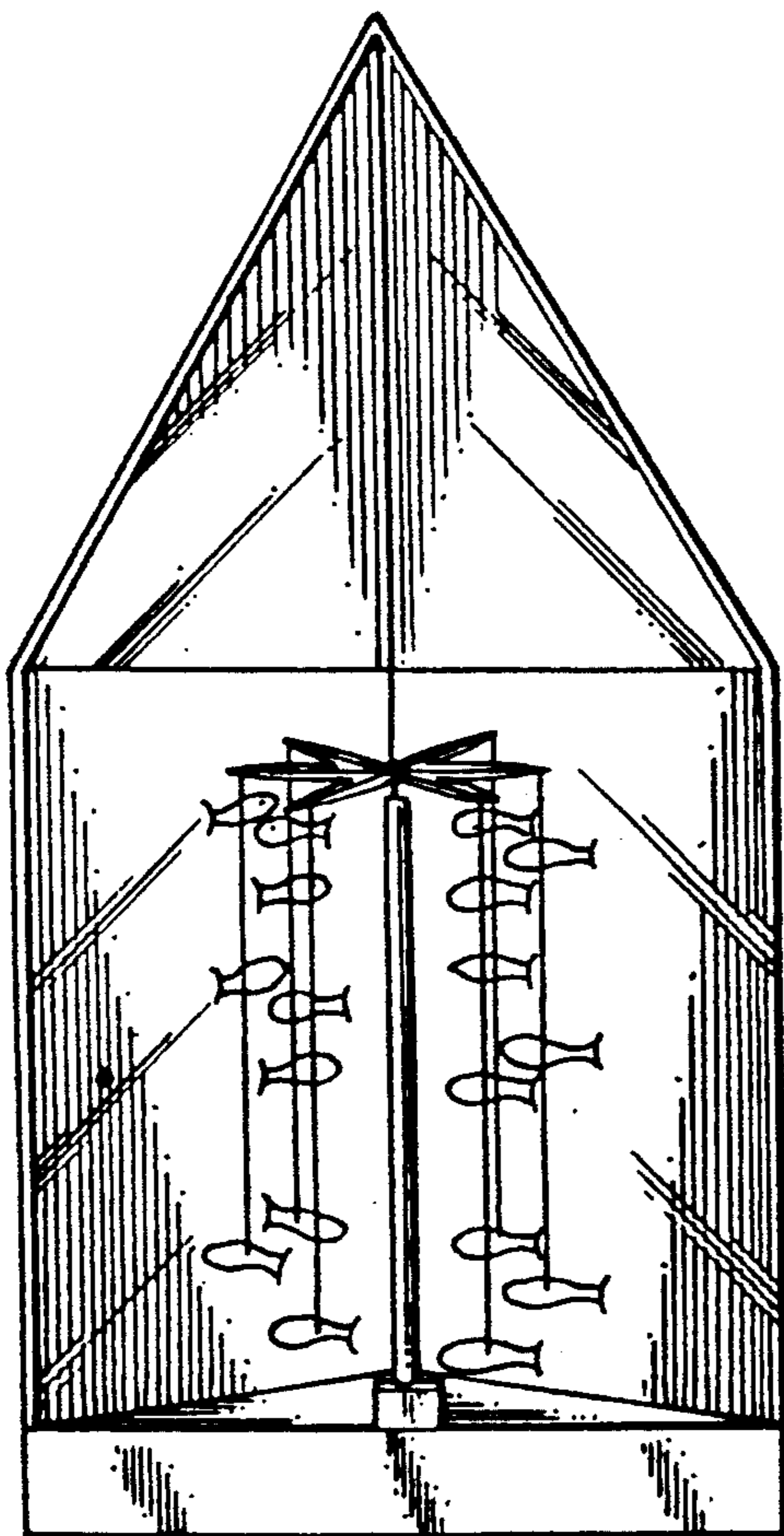


Fig. 3

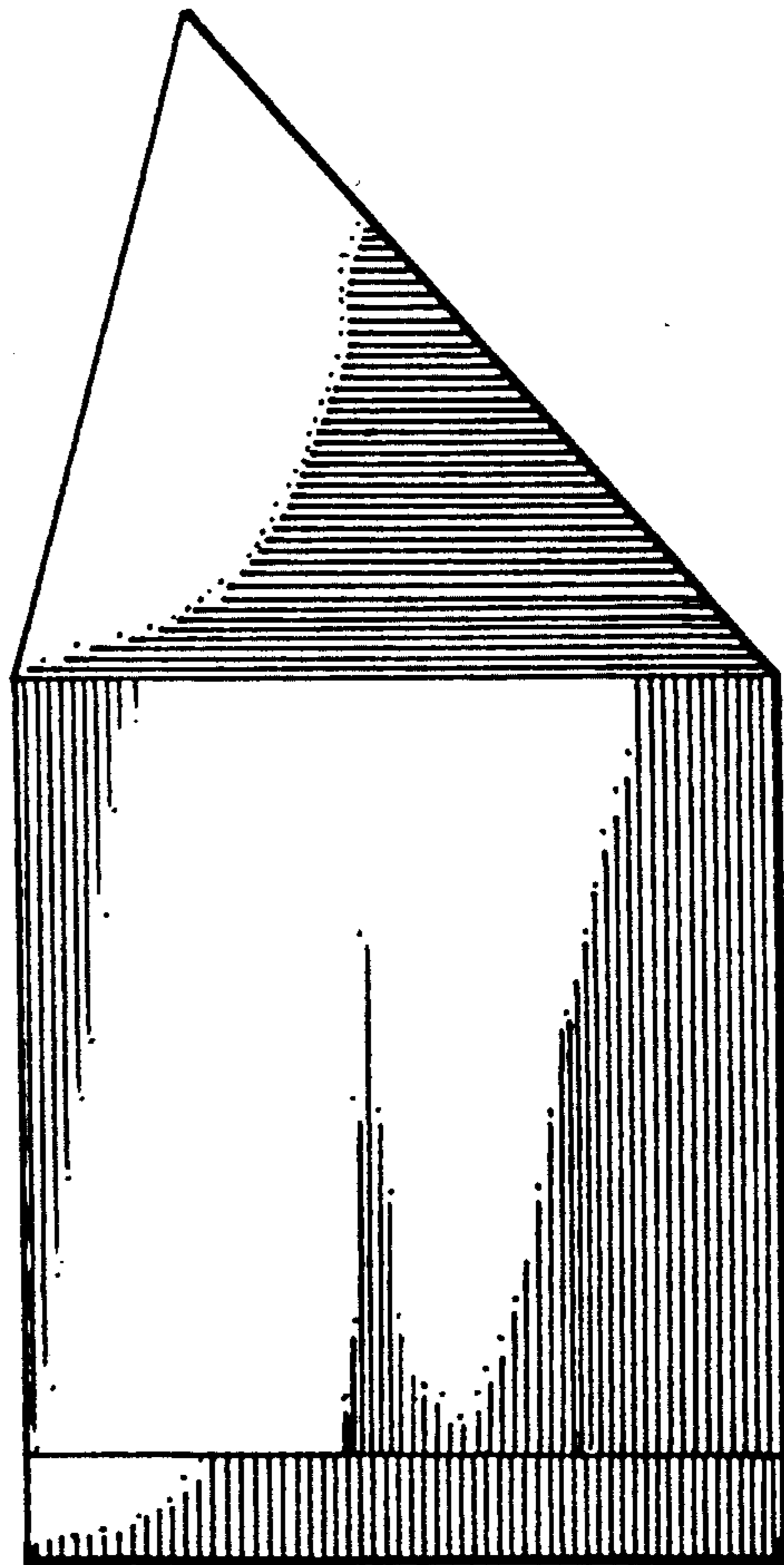


Fig. 4

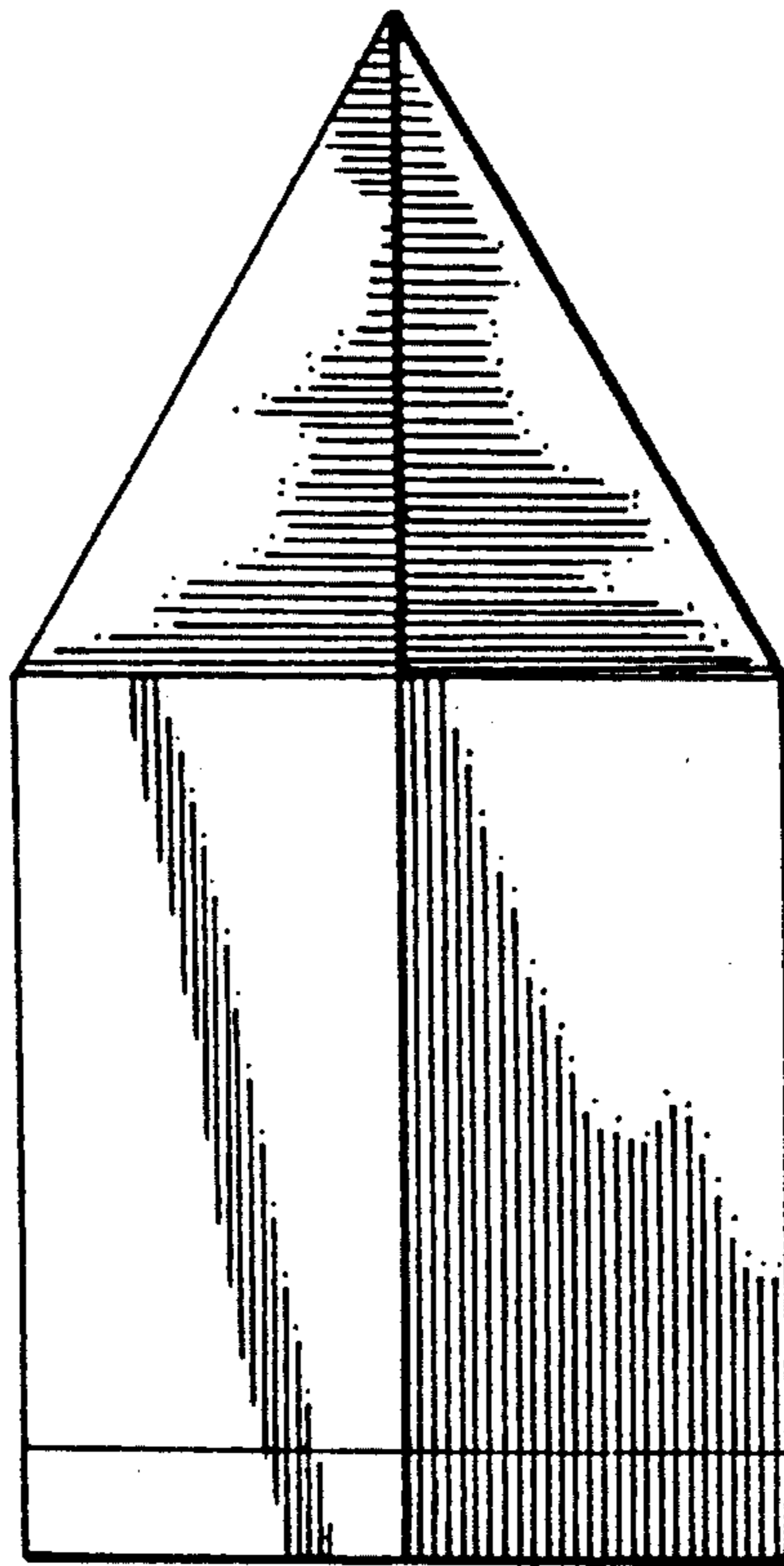


Fig. 5

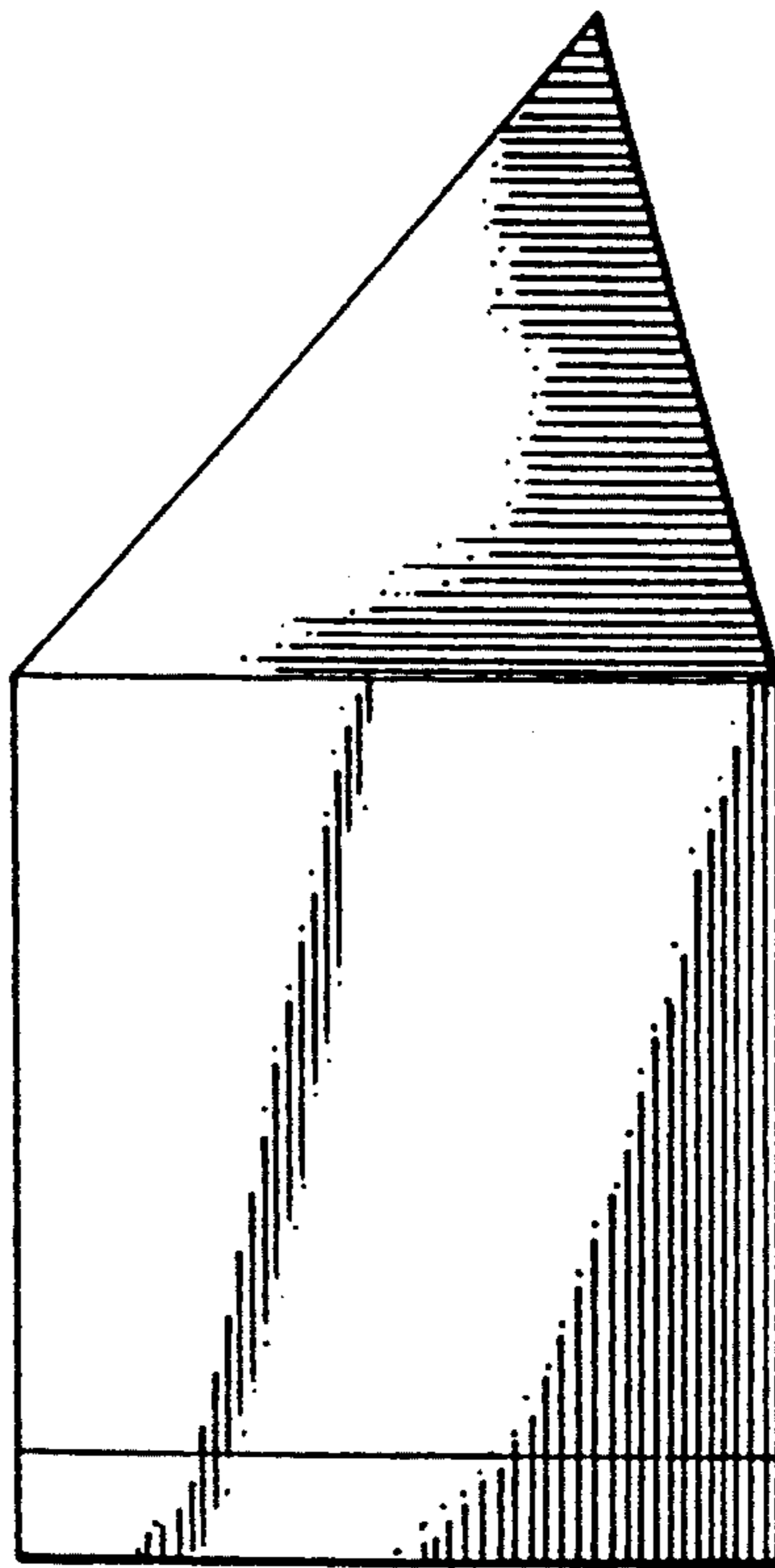


Fig. 6