



US00D346134S

# United States Patent [19]

[11] Patent Number: **Des. 346,134**

**Chin-Sheng**

[45] Date of Patent: **\*\* Apr. 19, 1994**

[54] **TABLE ORNAMENT**

[76] Inventor: **Yang Chin-Sheng**, 4 FR No. 26 Lane  
358 Yung An Street, Tainan, Taiwan

[\*\*] Term: **14 Years**

[21] Appl. No.: **7,350**

[22] Filed: **Apr. 20, 1993**

[52] U.S. Cl. .... **D11/131; D11/157;**  
**D19/97**

[58] Field of Search ..... **428/7, 11, 15; D11/121,**  
**D11/125, 117, 131, 157; D19/96, 97**

[56] **References Cited**

**U.S. PATENT DOCUMENTS**

D. 21,150	11/1891	Vandenburg	.....	D19/97
D. 24,494	7/1895	Hilpert	.....	D11/117
D. 178,164	6/1956	West	.....	D11/131
D. 202,192	9/1965	Burnbaum	.....	D11/121
D. 260,625	9/1981	Schoolcraft	.....	D11/131
D. 262,273	12/1981	Kaufmann	.....	D11/117

D. 291,453	8/1987	Durand	.....	D19/96
D. 318,251	7/1991	Ramadei	.....	D11/131
2,815,439	12/1957	Plukell	.....	D11/125 X

**OTHER PUBLICATIONS**

Gifts and Decorative Accessories; Jul. 1988; p. 165;  
Swarovski Crystal Pineapple (top right).  
Edinburgh Crystal Pamphlet; May, 1935; Crystal Com-  
pote (right).

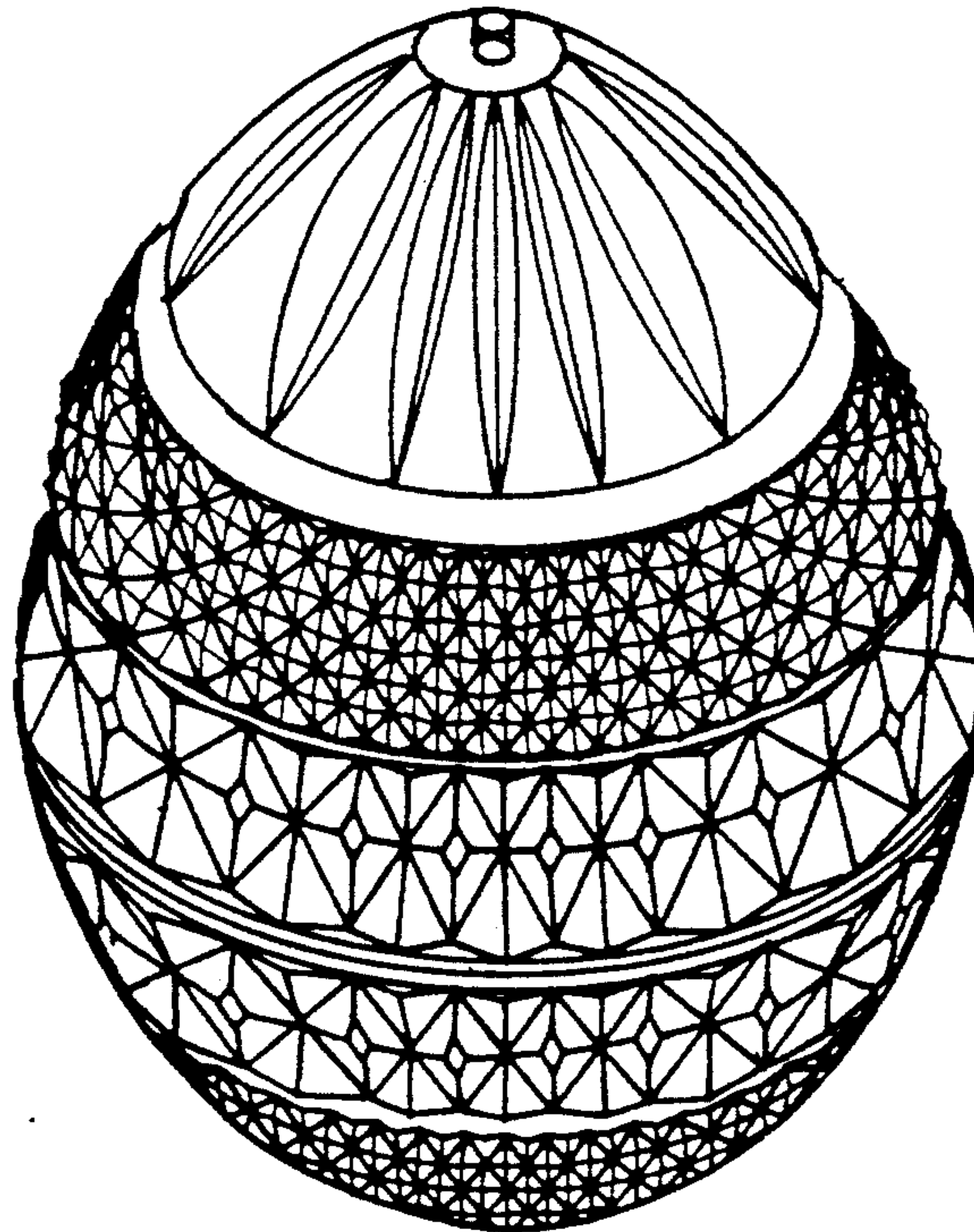
*Primary Examiner*—Bernard Ansher  
*Assistant Examiner*—Dominic Simone

[57] **CLAIM**

The ornamental design for a table ornament, as shown.

**DESCRIPTION**

FIG. 1 is a side elevational view of a table ornament showing my new design;  
FIG. 2 is a perspective view thereof;  
FIG. 3 is a top plan view thereof; and,  
FIG. 4 is a bottom plan view thereof.



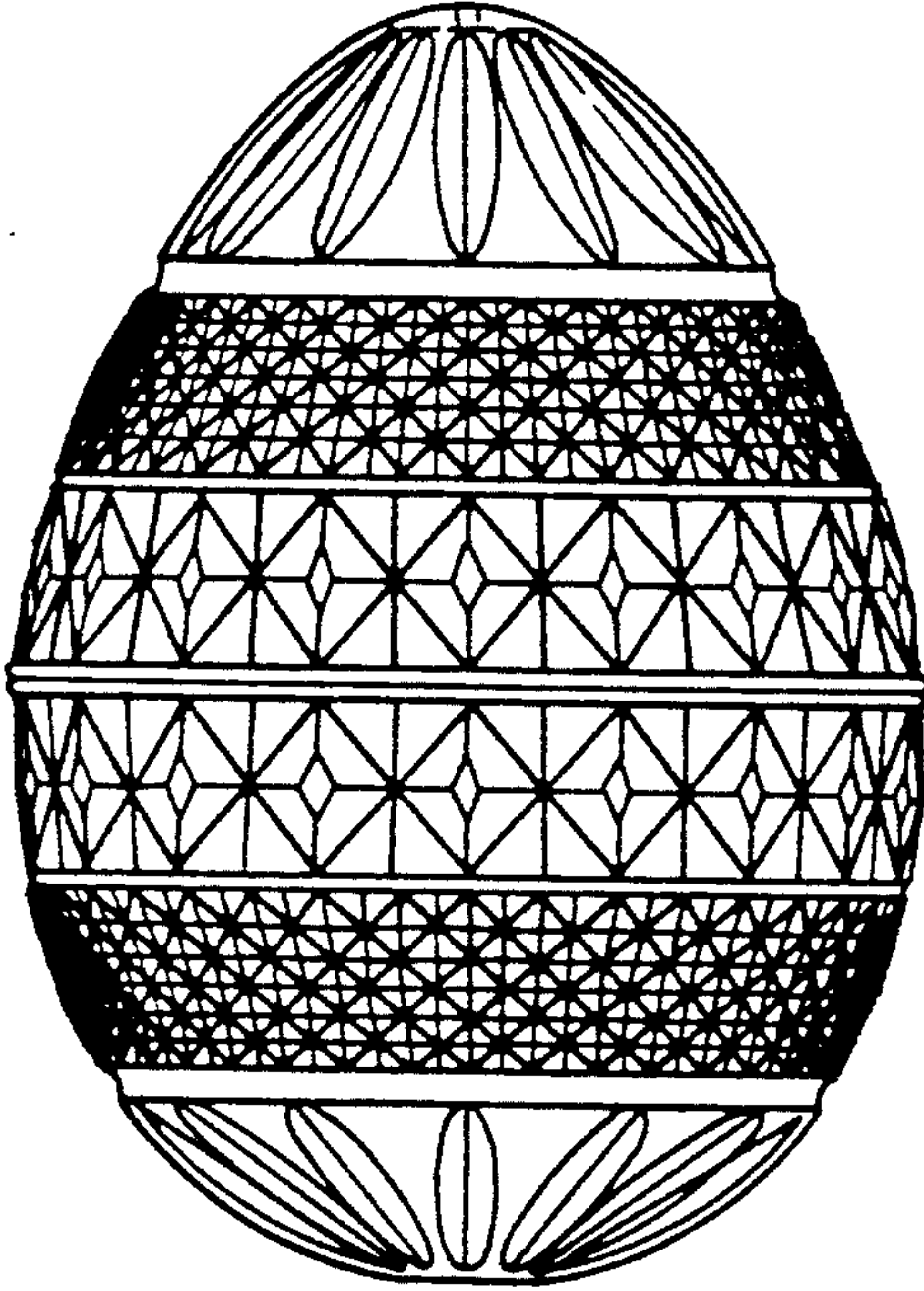


FIG.1

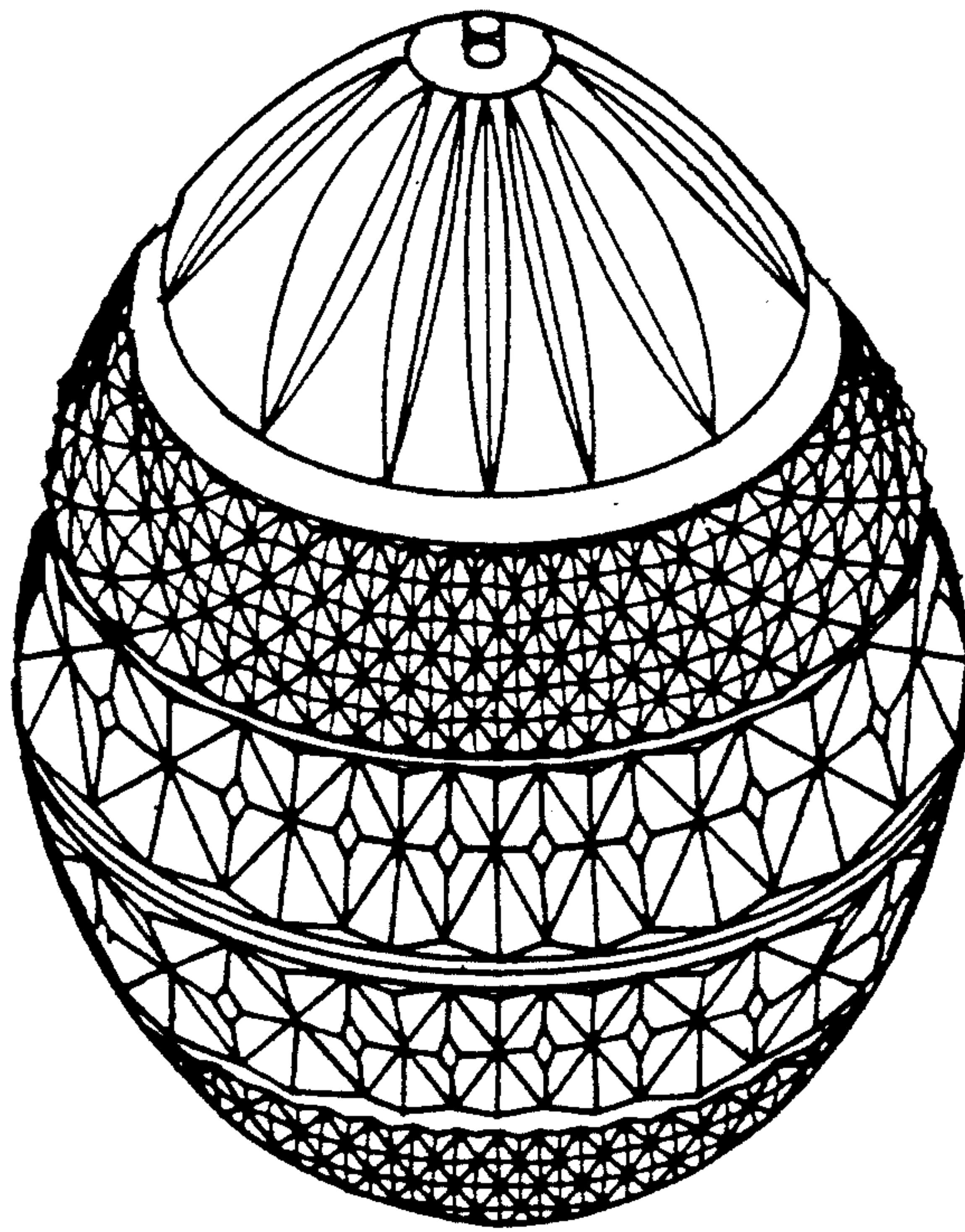


FIG.2






FIG. 3




FIG. 4