



US00D346132S

United States Patent [19]
McNally

[11] **Patent Number: Des. 346,132**
[45] **Date of Patent: ** Apr. 19, 1994**

[54] **EXPANSION BRACELET**

[75] **Inventor: John J. McNally, Warwick, R.I.**

[73] **Assignee: Textron Inc., Providence, R.I.**

[**] **Term: 14 Years**

[21] **Appl. No.: 912,604**

[22] **Filed: Jul. 13, 1992**

[52] **U.S. Cl. D11/19; D11/19**

[58] **Field of Search 63/2, 3, 5.1; 274/169, 274/175; D11/1-5, 19-25, 93, 94**

[56] **References Cited**

U.S. PATENT DOCUMENTS

- D. 287,705 1/1987 Malamound D11/25
- D. 333,446 2/1993 Butler D11/3

D. 336,866 6/1993 Jasou D11/12

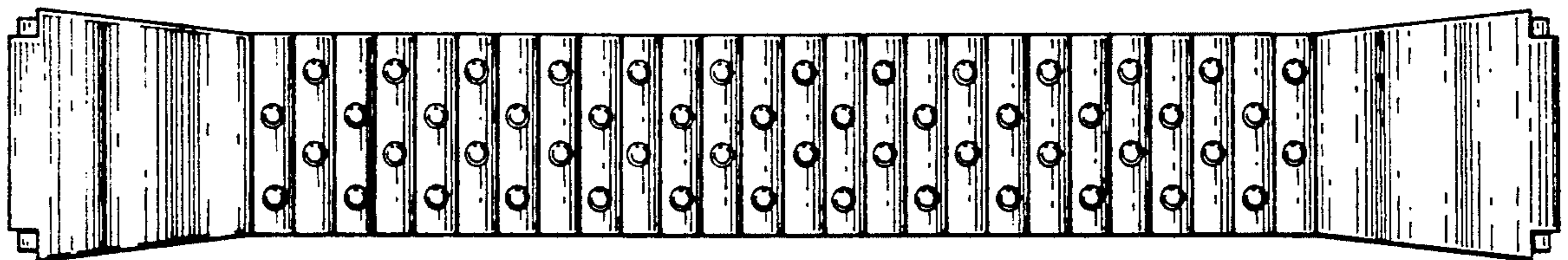
Primary Examiner—A. Hugo Word
Assistant Examiner—D. Seifert
Attorney, Agent, or Firm—Samuels, Gauthier & Stevens

[57] **CLAIM**

The ornamental design for an expansion bracelet, as shown and described.

DESCRIPTION

FIG. 1 is a top plan view of an expansion bracelet showing my new design;
FIG. 2 is a bottom plan view thereof;
FIG. 3 is a side elevational view thereof;
FIG. 4 is an end elevational view thereof; and,
FIG. 5 is a partial enlarged top plan view showing several adjacent top shells thereof.



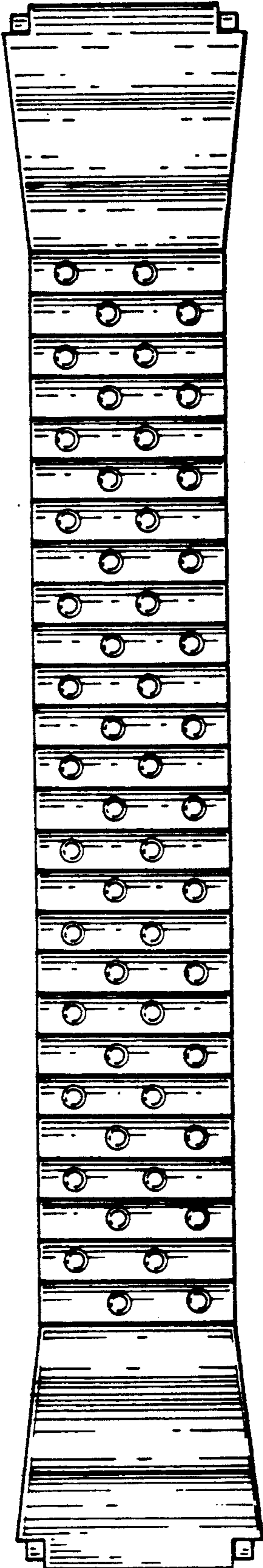


FIG. 1

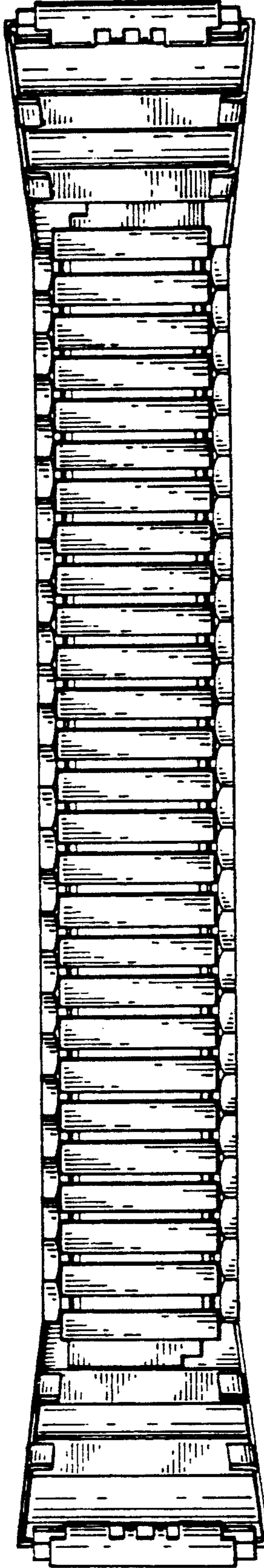


FIG. 2

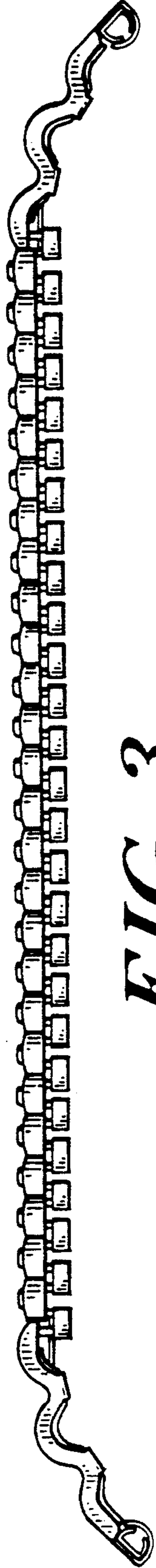


FIG. 3




FIG. 4

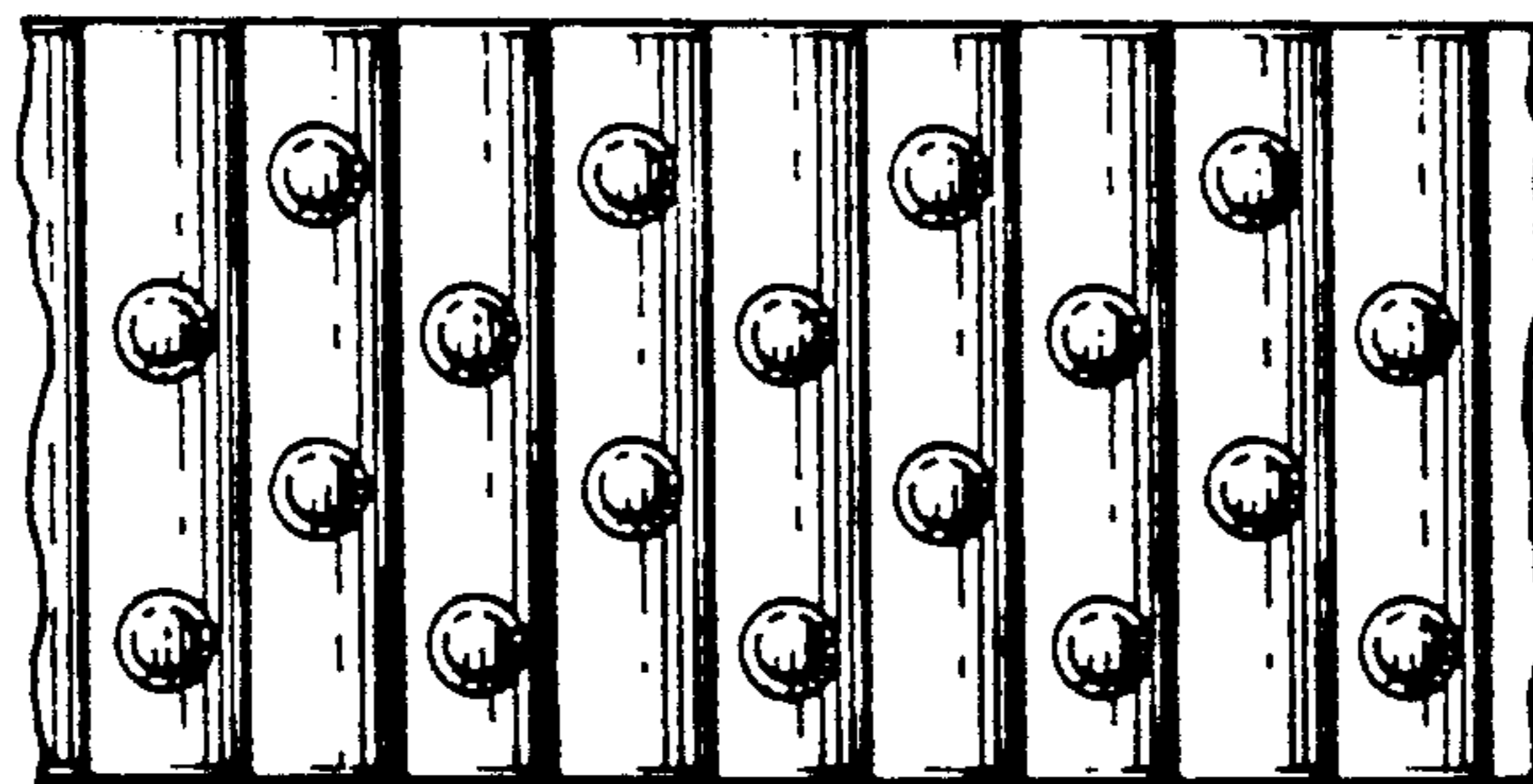


FIG. 5