



US00D346131S

# United States Patent [19]

[11] Patent Number: **Des. 346,131**

Chiaramonti et al.

[45] Date of Patent: **\*\* Apr. 19, 1994**

## [54] CONTINUOUS JEWELRY CHAIN

[76] Inventors: **Stefano Chiaramonti**, 4, Via Del Pantano; **Piero C. Ferruzzi**, 19, Via Cimabue; **Pierino Maruffi**, 73, Via di San Leo, all of 52110 Arezzo, Italy

[\*\*] Term: **14 Years**

[21] Appl. No.: **866,243**

[22] Filed: **Apr. 9, 1992**

### Related U.S. Application Data

[63] Continuation-in-part of Ser. No. 497,515, Mar. 22, 1990, abandoned.

### [30] Foreign Application Priority Data

Sep. 26, 1989 [IB] Int'l Pat. Institute ..... DM/014648  
[52] U.S. Cl. .... D11/13  
[58] Field of Search ..... 59/78, 80, 82-85, 59/90, 91; 63/1.1, 2, 3, 4; D11/1-18

## [56] References Cited

### U.S. PATENT DOCUMENTS

D. 172,913 8/1954 Weinacker ..... D11/18  
D. 321,148 10/1991 Chiaramonti et al. .... D11/12  
358,720 3/1887 Beach ..... 63/4 X

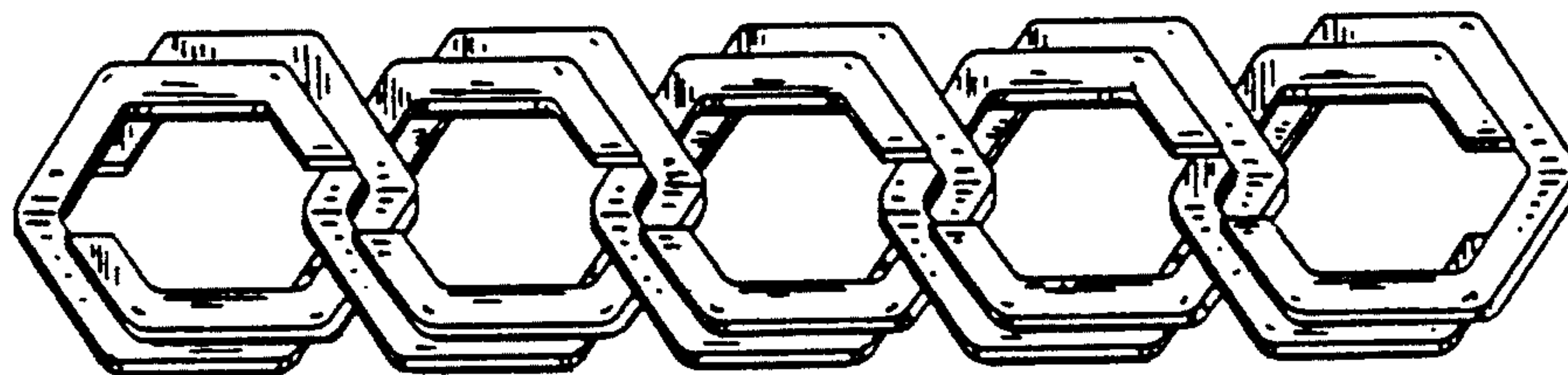
*Primary Examiner*—A. Hugo Word  
*Assistant Examiner*—R. Seifert  
*Attorney, Agent, or Firm*—Young & Thompson

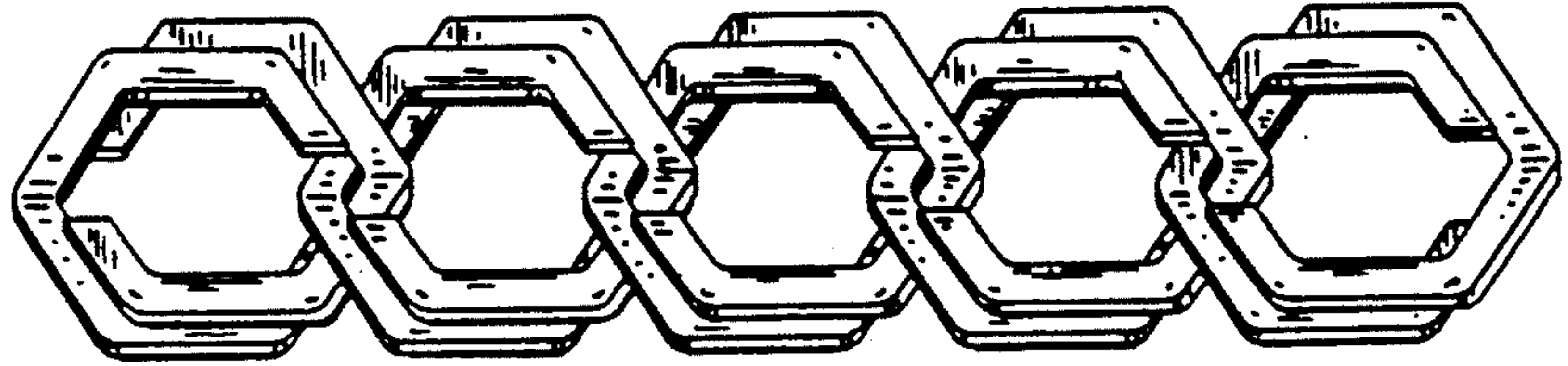
## [57] CLAIM

The ornamental design for a continuous jewelry chain, as shown and described.

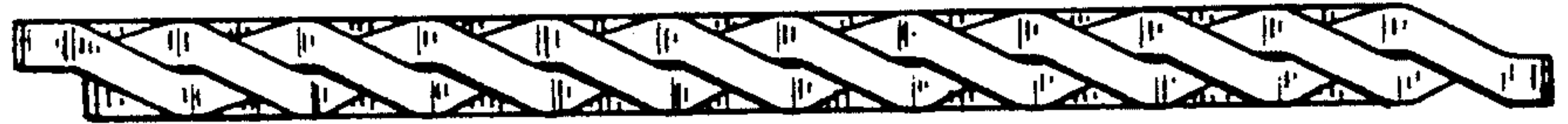
### DESCRIPTION

FIG. 1 is a perspective view of a fragmentary length of a continuous jewelry chain, showing our new design; FIG. 2 is a side elevational view; FIG. 3 is an end elevational view; and, FIG. 4 is a perspective view of the side opposite that shown in FIG. 1. The sides opposite those shown in FIGS. 2 and 3 are the mirror images thereof.





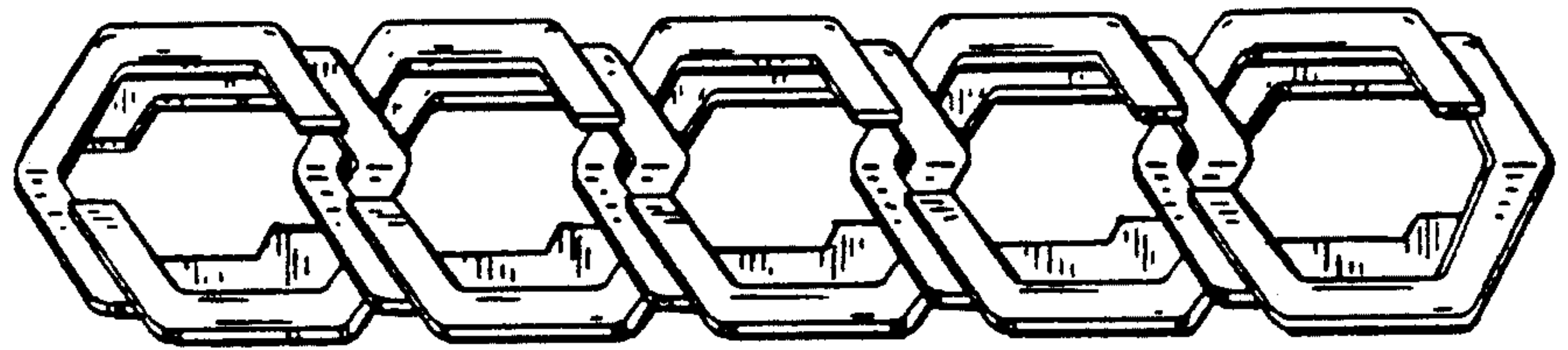
**FIG. 4**



**FIG. 2**



**FIG. 3**



**FIG. 1**