



US00D346130S

**United States Patent** [19]  
**Rozenwasser**

[11] **Patent Number: Des. 346,130**  
[45] **Date of Patent: \*\* Apr. 19, 1994**

[54] **ORNAMENTAL CHAIN**

[75] **Inventor: David Rozenwasser, Savion, Israel**

[73] **Assignee: David Rozenwasser, Ltd., Petah Tikva, Israel**

[\*] **Notice:** The portion of the term of this patent subsequent to Jan. 11, 2008 has been disclaimed.

[\*\*] **Term: 14 Years**

[21] **Appl. No.: 798,427**

[22] **Filed: Nov. 26, 1991**

[30] **Foreign Application Priority Data**

May 29, 1991 [IL] Israel ..... 17897  
[52] **U.S. Cl.** ..... **D11/13**  
[58] **Field of Search** ..... 59/78, 78.1, 79.3-85; 63/1.1-6; 224/171, 175, 178; D11/1-25, 93, 94

[56] **References Cited**

**U.S. PATENT DOCUMENTS**

21,426 3/1892 Rickert ..... D11/13  
D. 147,926 11/1947 Packales ..... D11/8  
1,623,172 4/1927 Emrick ..... 59/83  
2,140,491 12/1938 Biederman ..... 59/80


*Primary Examiner*—A. Hugo Word  
*Assistant Examiner*—R. Seifert  
*Attorney, Agent, or Firm*—Helfgott & Karas

[57] **CLAIM**

The ornamental design for an ornamental chain, as shown and described.

**DESCRIPTION**

FIG. 1 is a perspective view of an ornamental chain showing my new design;  
FIG. 2 is a top plan view, the opposite side view being identical;  
FIG. 3 is a front elevational view, the opposite side view being identical;  
FIG. 4 is a left end elevational view; and,  
FIG. 5 is a right end elevational view.  
FIGS. 1-3 are broken away to indicate an indeterminate length.



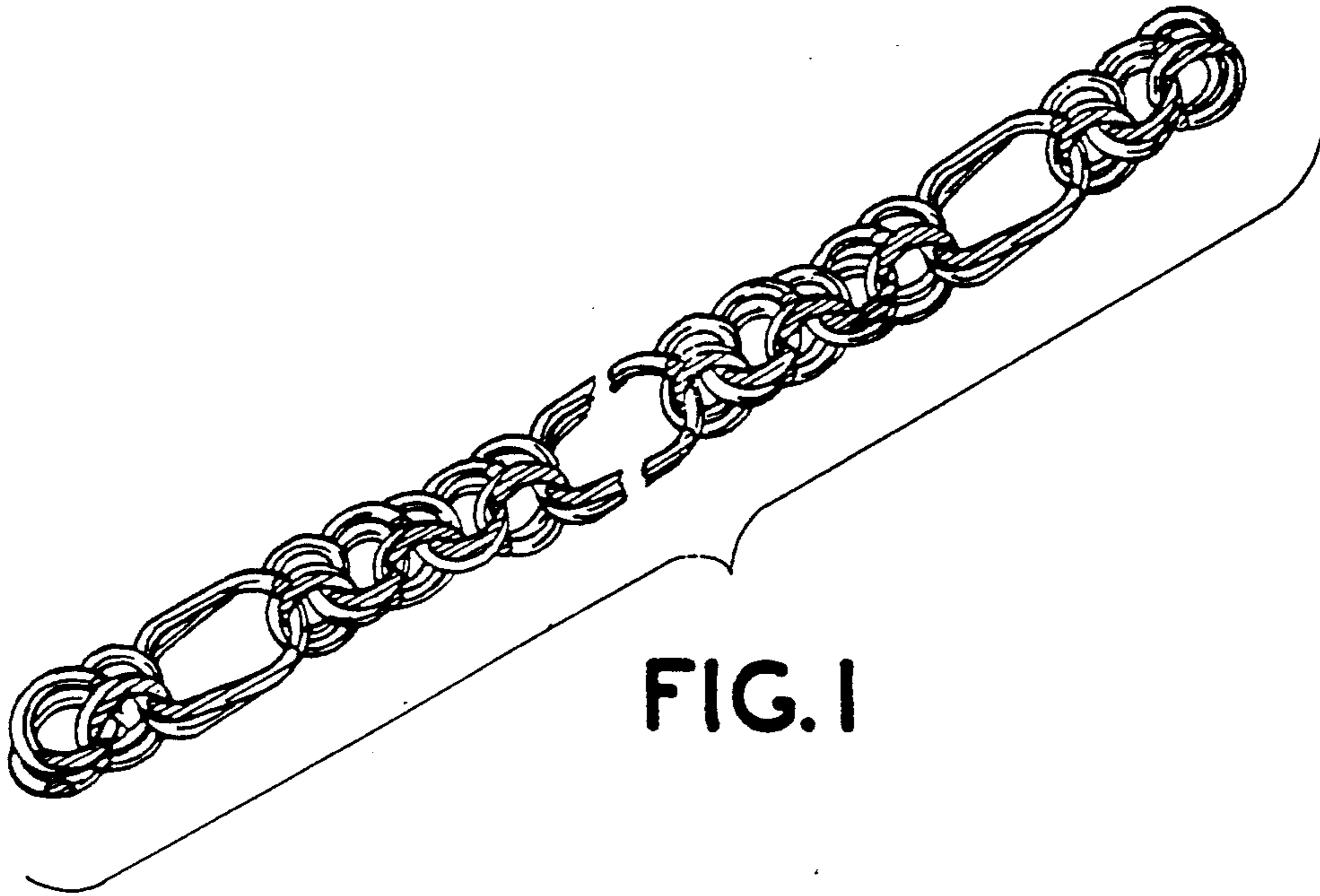


FIG. 1



FIG. 2

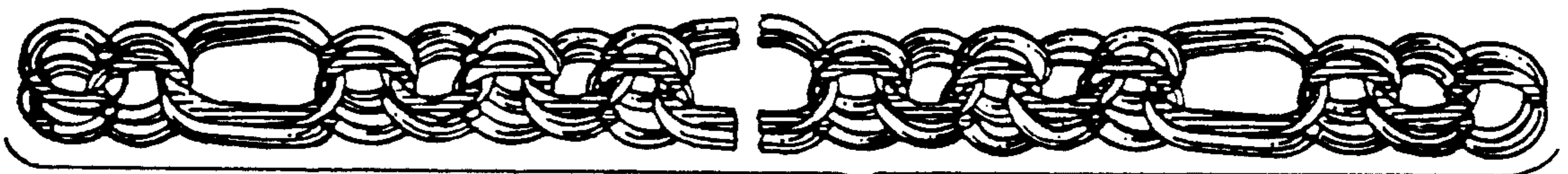


FIG. 3



FIG. 4



FIG. 5