



US00D346115S

United States Patent [19]

[11] Patent Number: **Des. 346,115**

Meisner et al.

[45] Date of Patent: **** Apr. 19, 1994**

[54] **COMBINED BOTTLE AND CAP**

[75] Inventors: **Edward H. Meisner**, Short Hills, N.J.; **Roland Charriez**, Cortlandt Manor, N.Y.; **Jeffrey J. Miller**, Lincoln, R.I.

[73] Assignee: **The Procter & Gamble Company**, Cincinnati, Ohio

[**] Term: **14 Years**

[21] Appl. No.: **4,593**

[22] Filed: **Feb. 9, 1993**

[52] U.S. Cl. **D9/529; D9/443; D9/454; D9/571**

[58] Field of Search **D9/529, 571, 574, 573, D9/557, 570, 435, 454; 215/1 R, 1 C, 221**

[56] **References Cited**

U.S. PATENT DOCUMENTS

- D. 86,629 3/1932 Nitardy D9/570
- D. 210,626 3/1968 Vanderhyde D9/571

- D. 254,480 3/1980 Smalley D9/454
- D. 329,809 9/1992 Bloomfield D9/443
- D. 330,677 11/1992 Thornock et al. D9/558
- 4,948,002 8/1990 Thornock et al. 215/221

Primary Examiner—Bernard Ansher
Assistant Examiner—Lucy Lieberman
Attorney, Agent, or Firm—E. Kelly Linman; Kevin C. Johnson; Ronald W. Kock

[57] **CLAIM**

The ornamental design for a combined bottle and cap, as shown and described.

DESCRIPTION

FIG. 1 is a front elevational view of a combined bottle and cap embodying our new design, the rear elevational view being the same in appearance; FIG. 2 is a right side elevational view thereof, the left side elevational view being the same in appearance; FIG. 3 is a top plan view thereof; FIG. 4 is a bottom plan view thereof; and, FIG. 5 is a perspective view thereof.

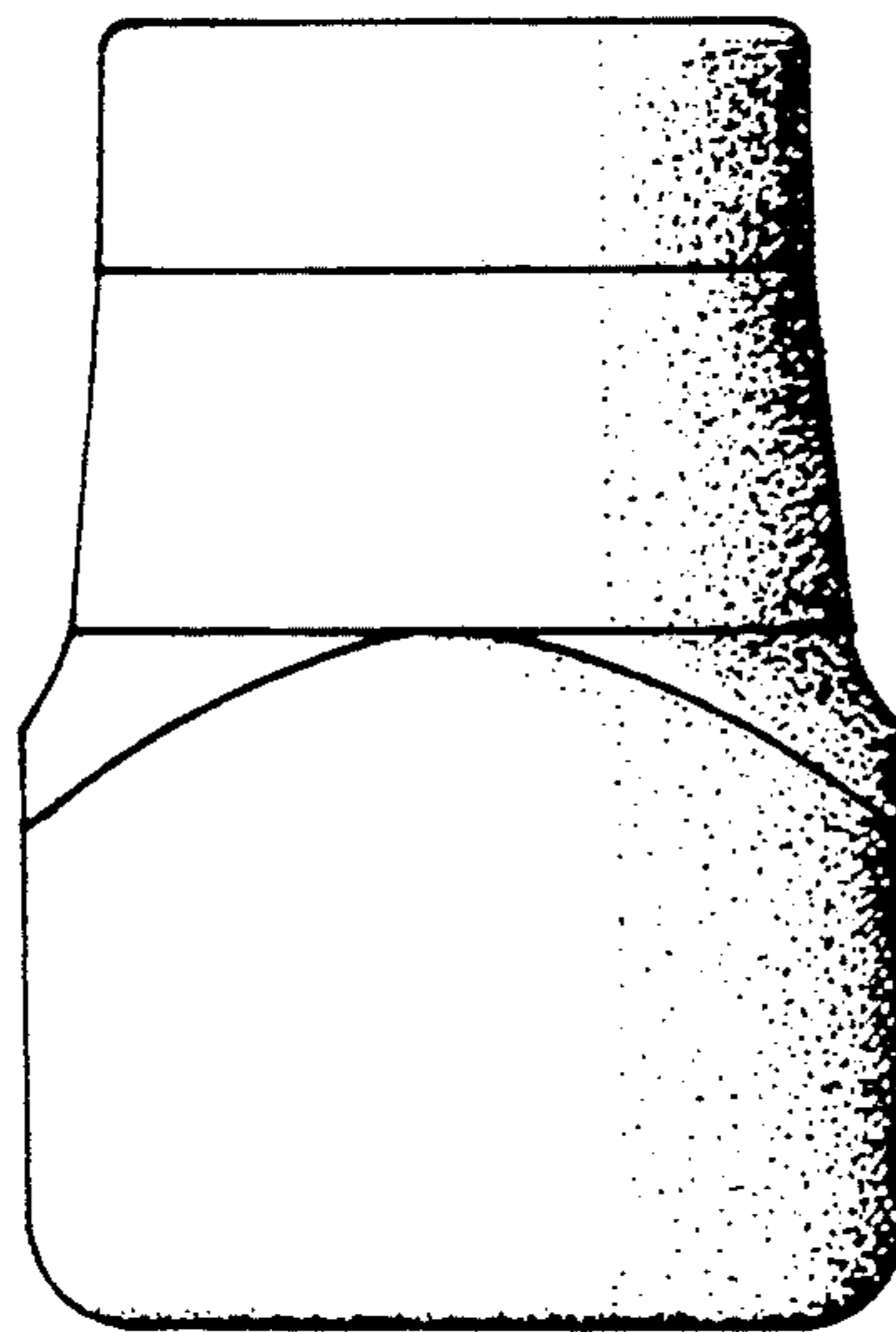


Fig. 3




Fig. 1

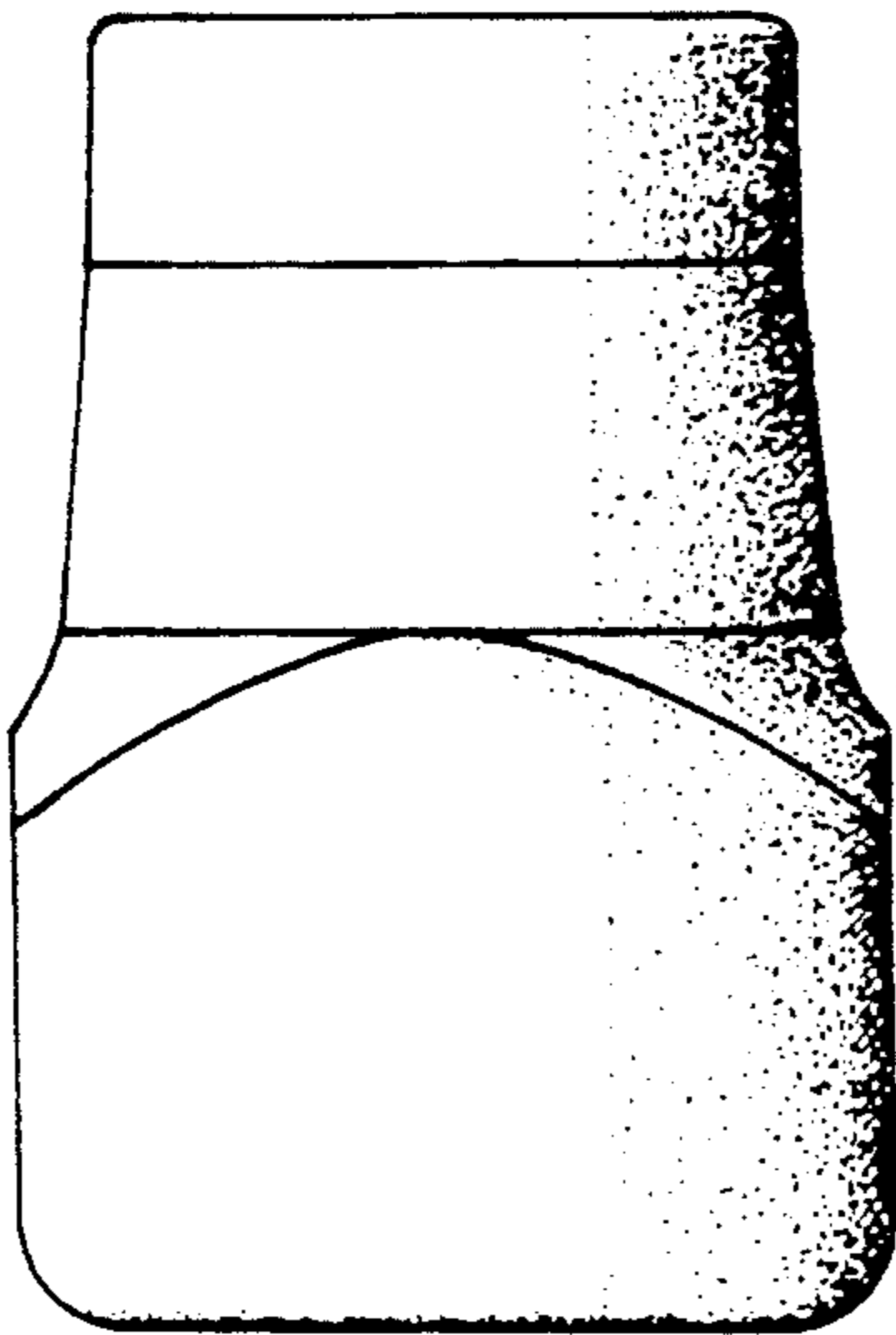


Fig. 2

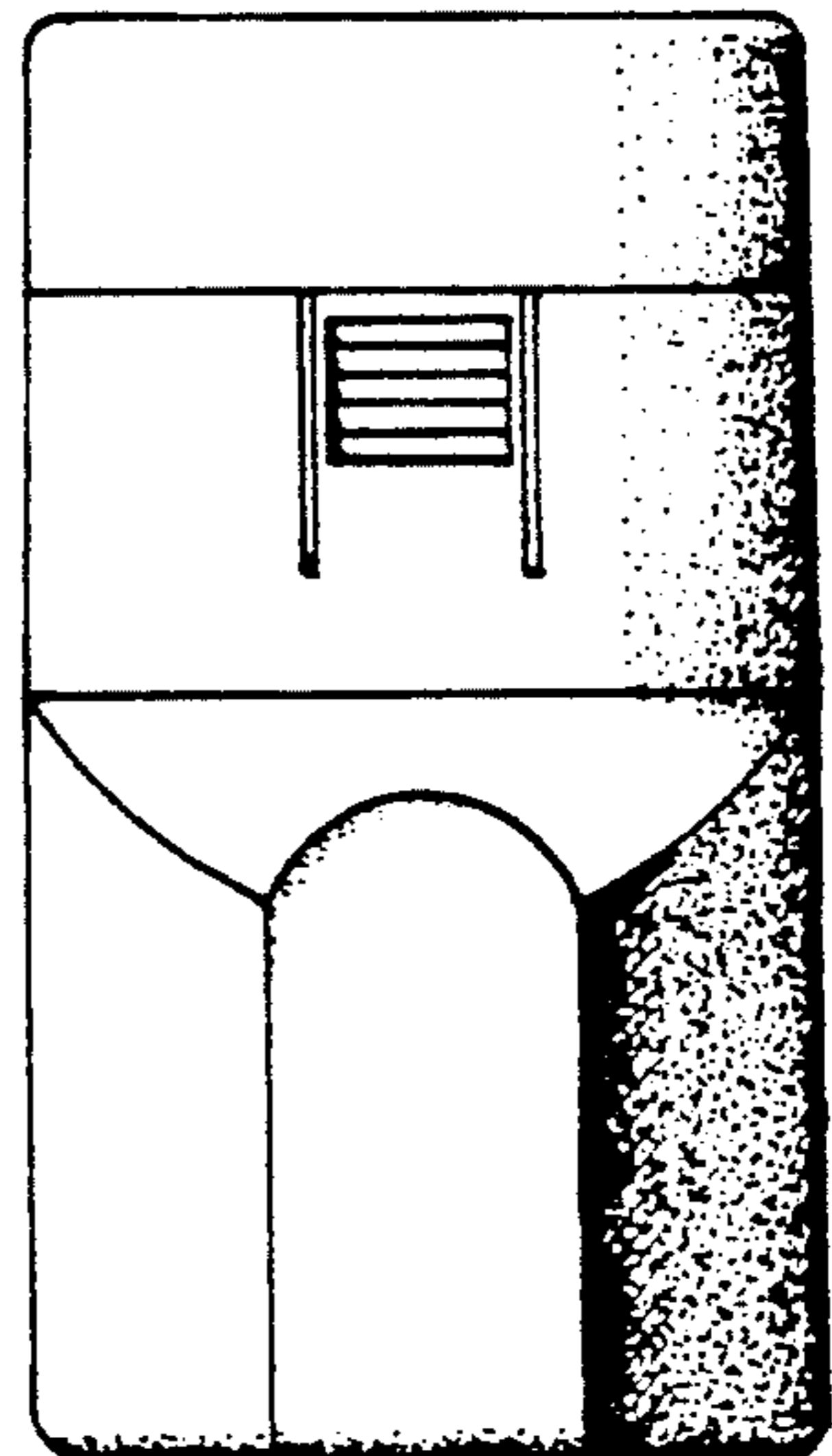


Fig. 4

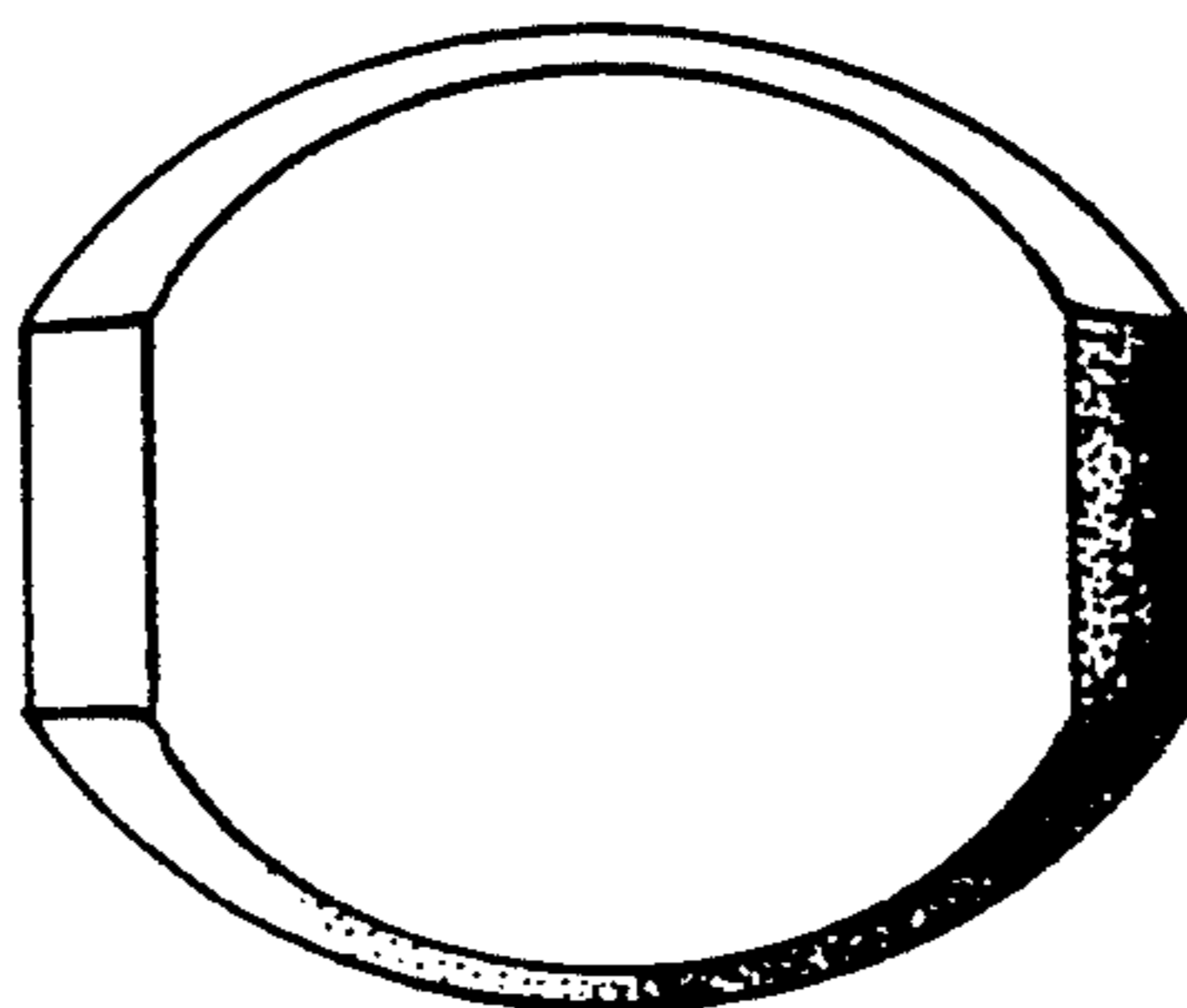


Fig. 5

