



US00D346106S

United States Patent [19]

[11] Patent Number: **Des. 346,106**

Walls

[45] Date of Patent: **** Apr. 19, 1994**

[54] VEHICLE WINDOW LOCK

[76] Inventor: **William L. Walls, 604 'D' 65th Ave. North, Myrtle Beach, S.C. 29577**

[**] Term: **14 Years**

[21] Appl. No.: **825,878**

[22] Filed: **Jan. 27, 1992**

[52] U.S. Cl. **D8/339; D8/394**

[58] Field of Search **D8/330-331, D8/339, 341, 382, 394, 396; 70/77, 89, 90, 95, 97-98; 292/289, 292-294, 300-301, DIG. 20, DIG. 46; 403/43**

[56] References Cited

U.S. PATENT DOCUMENTS

D. 291,963	9/1987	Farmer	D8/394
D. 304,672	11/1989	Pearson	D8/331
3,806,265	4/1974	Hattan	.	
4,666,106	5/1987	Kohout	292/150 X
4,846,513	7/1989	Mathis, II	292/288 X

Primary Examiner—Brian N. Vinson
Attorney, Agent, or Firm—Richard C. Litman

[57] CLAIM

The ornamental design for a vehicle window lock, as shown and described.

DESCRIPTION

FIG. 1 is a top, front, and right side perspective view of a vehicle window lock showing my new design, the broken-line disclosure of a portion of a truck cab and rear window being for illustrative purposes only and forming no part of the claimed design;

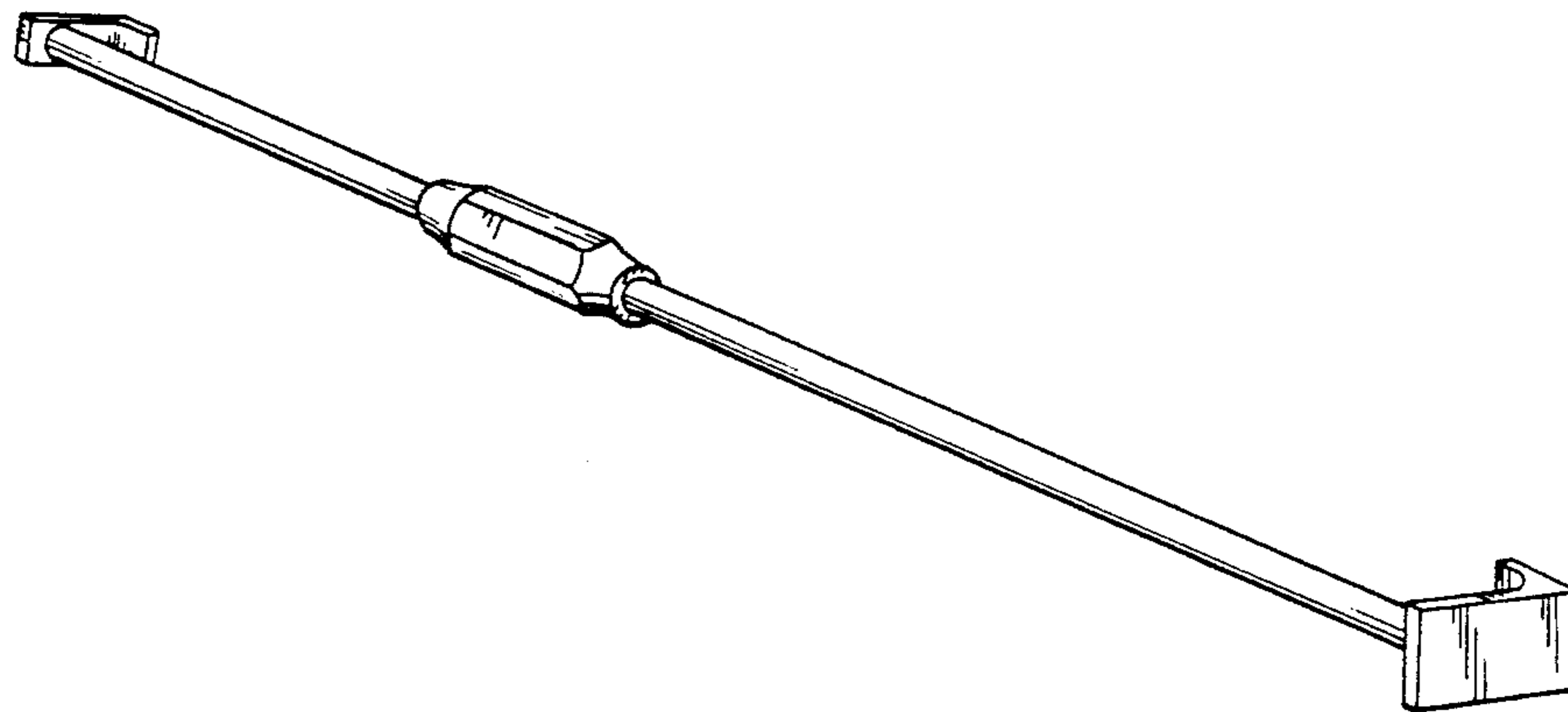
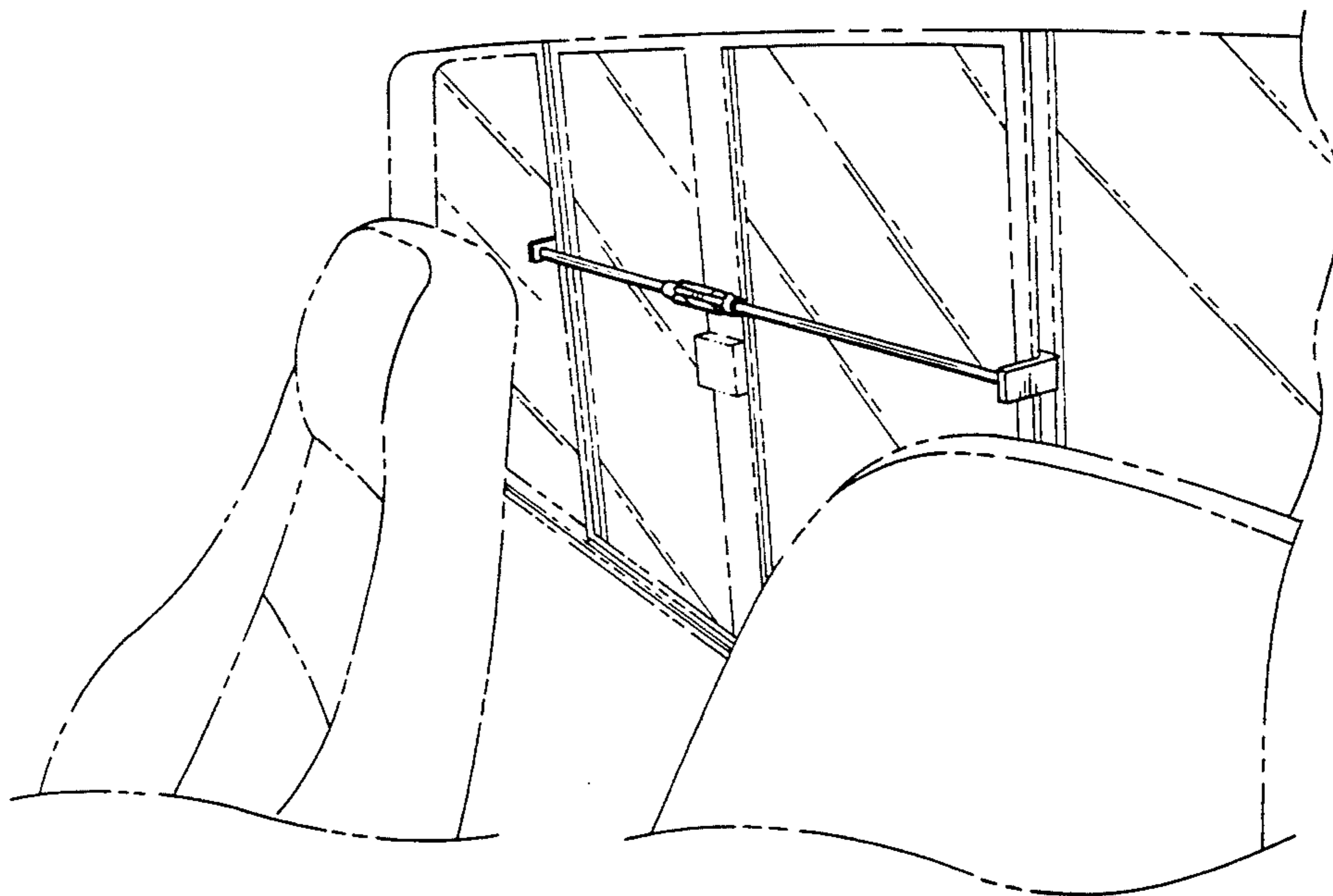
FIG. 2 is an enlarged top, front, and right side perspective view thereof;

FIG. 3 is a further enlarged bottom plan view thereof;

FIG. 4 is a further enlarged rear elevational view thereof;

FIG. 5 is a further enlarged front elevational view thereof; and,

FIG. 6 is a further enlarged right end elevational view thereof, the left end being a mirror image of that shown.



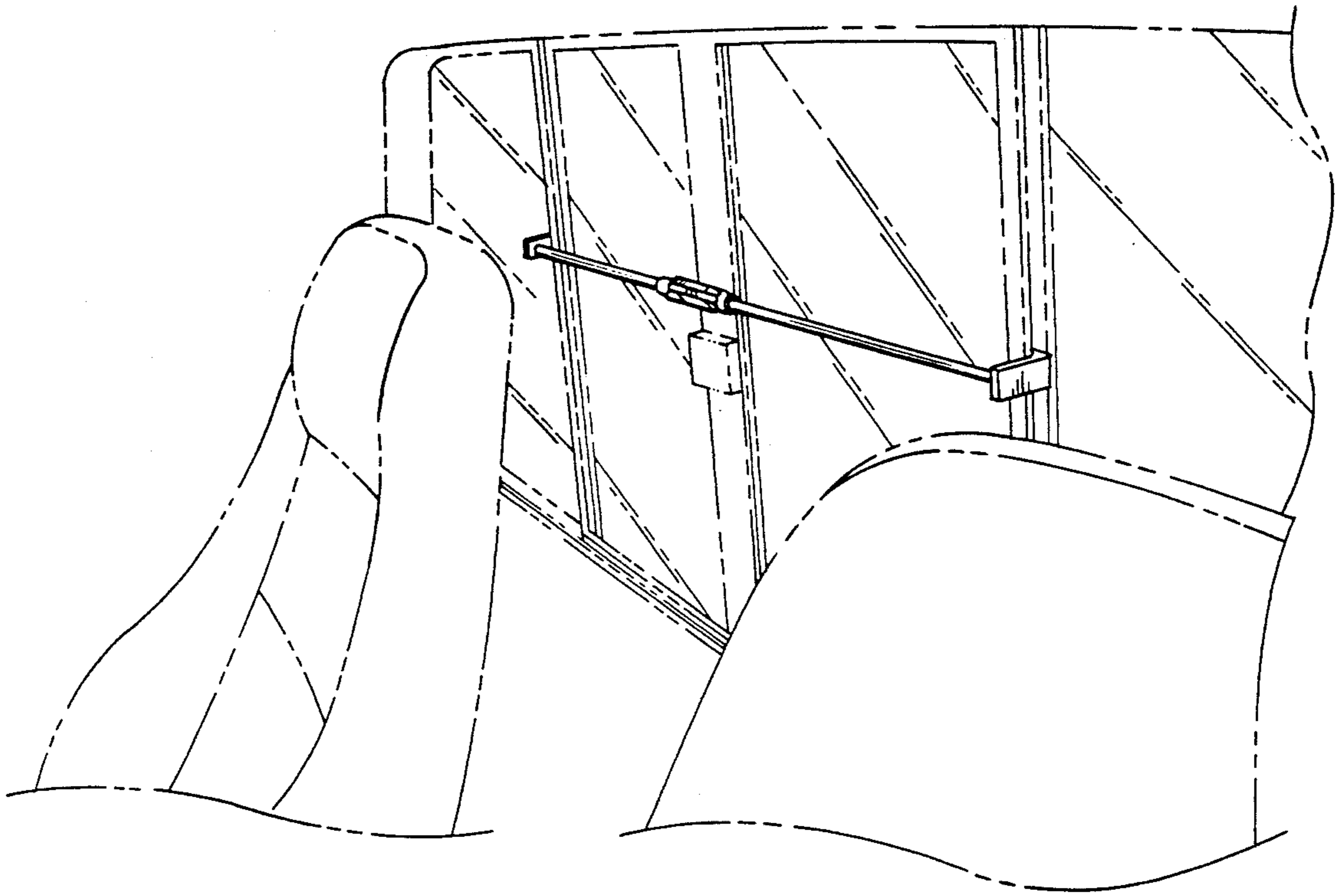


FIG. 1

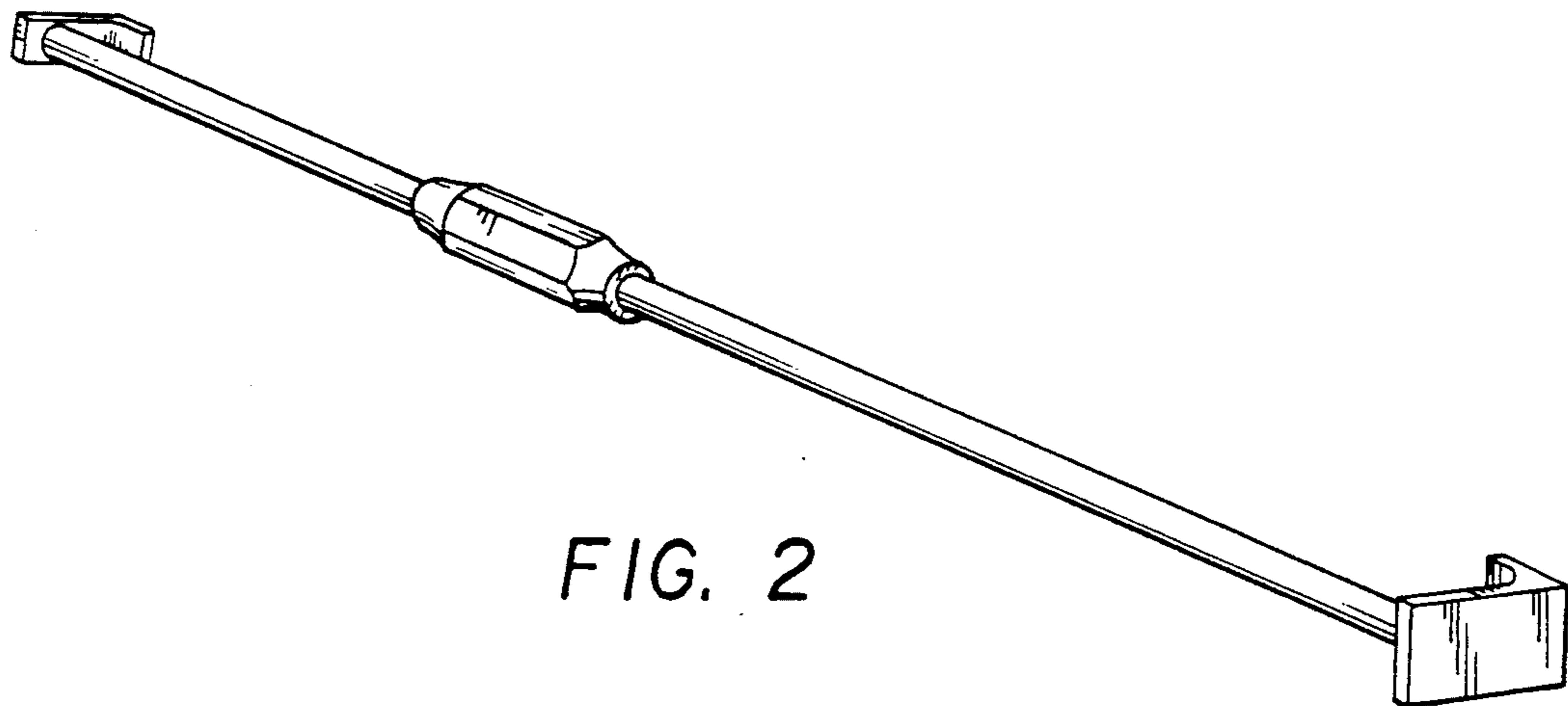


FIG. 2




FIG. 3



FIG. 4



FIG. 5



FIG. 6