



US00D346083S

United States Patent [19]

[11] Patent Number: **Des. 346,083**

Bareiss

[45] Date of Patent: **** Apr. 19, 1994**

[54] PEDESTAL OR SIMILAR ARTICLE

[76] Inventor: **Raymond E. Bareiss, 311 E. Rianda Rd., Watsonville, Calif. 95076**

[**] Term: **14 Years**

[21] Appl. No.: **482,998**

[22] Filed: **Feb. 22, 1990**

[52] U.S. Cl. **D6/495; D6/482; D6/486**

[58] Field of Search **D6/480, 482-486, D6/495; 108/150; D11/131, 164**

[56] References Cited

U.S. PATENT DOCUMENTS

D. 183,198	7/1958	Dodge	D11/164
D. 189,480	12/1960	Albanese	D11/131
D. 209,757	1/1968	Wrinkles, Jr. et al.	D6/419
D. 247,694	4/1978	Mueh et al.	D6/449
D. 253,528	11/1979	Sun	D11/131
D. 279,059	6/1985	Tekel	D6/482
D. 296,635	7/1988	Kelley et al.	D6/495

OTHER PUBLICATIONS

Artec-Planar Table Desk ©Kimball Interntl. 1983 table pedestal.
Engineering Graphics Fundamentals ©1985, p. 128 frustum shape, 3rd f/top and 2nd from right.
Design Inst. of America—Dec. 31, 1980, p. 43, "Segments" Pedestals 6020-12, 2nd from right and top.

Primary Examiner—Nelson C. Holtje
Assistant Examiner—J. E. Seeger

[57] CLAIM

The ornamental design for a pedestal or similar article, as shown and described.

DESCRIPTION

FIG. 1 is a front and right perspective view of a pedestal or similar article, showing my new design;
FIG. 2 is a rear and right perspective view;
FIG. 3 is a top plan view;
FIG. 4 is a bottom plan view;
FIG. 5 is a front elevational view;
FIG. 6 is a front and right side elevational view;
FIG. 7 is a right side elevational view; and,
FIG. 8 is a right and rear side elevational view thereof.

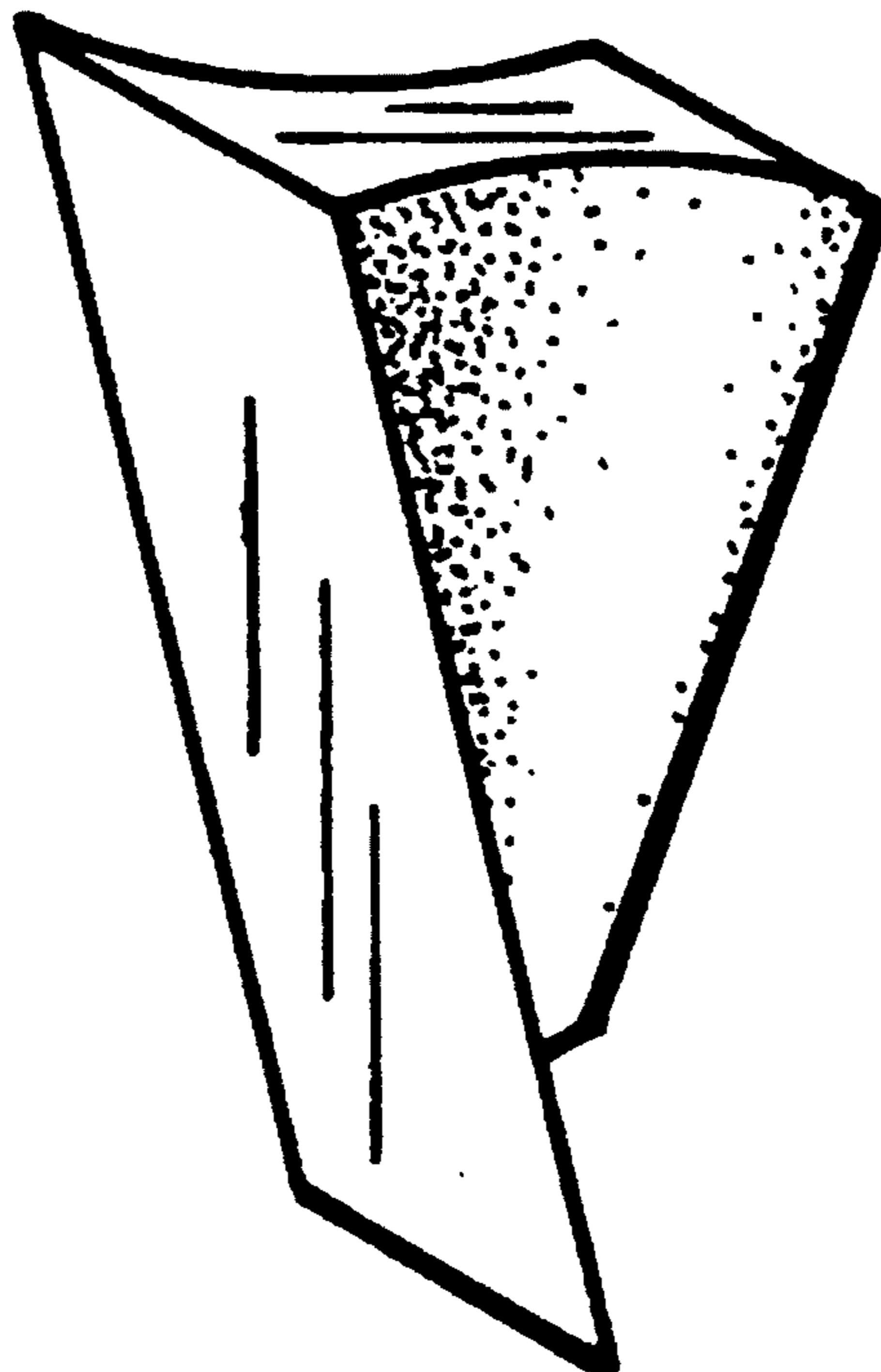


FIG. 3

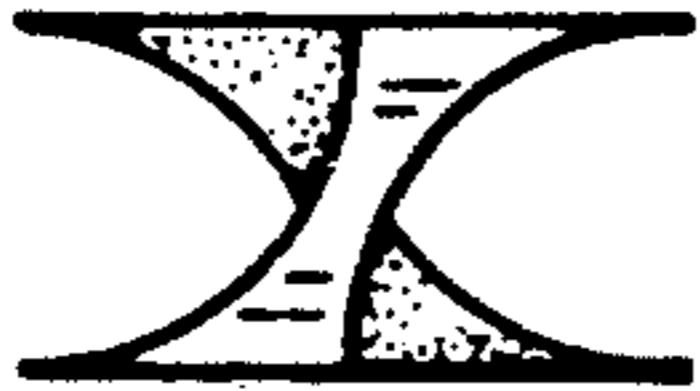


FIG. 4



FIG. 1

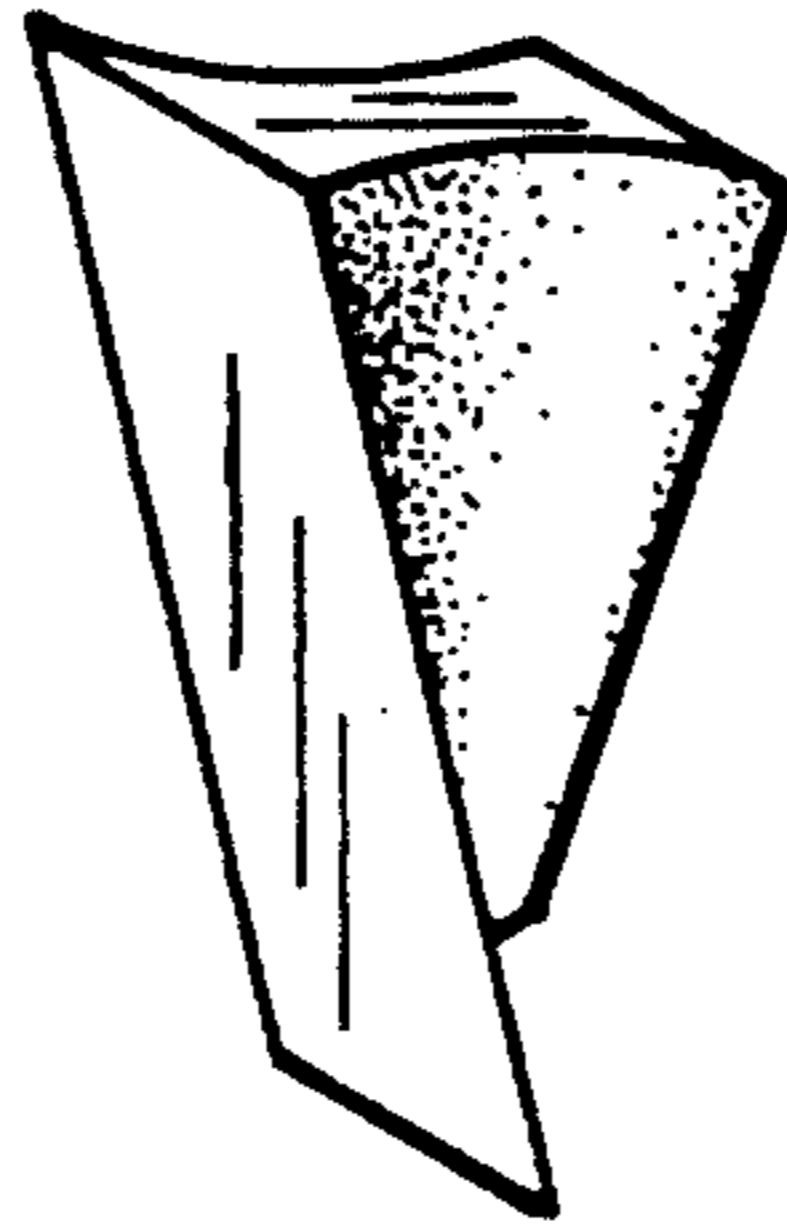


FIG. 2

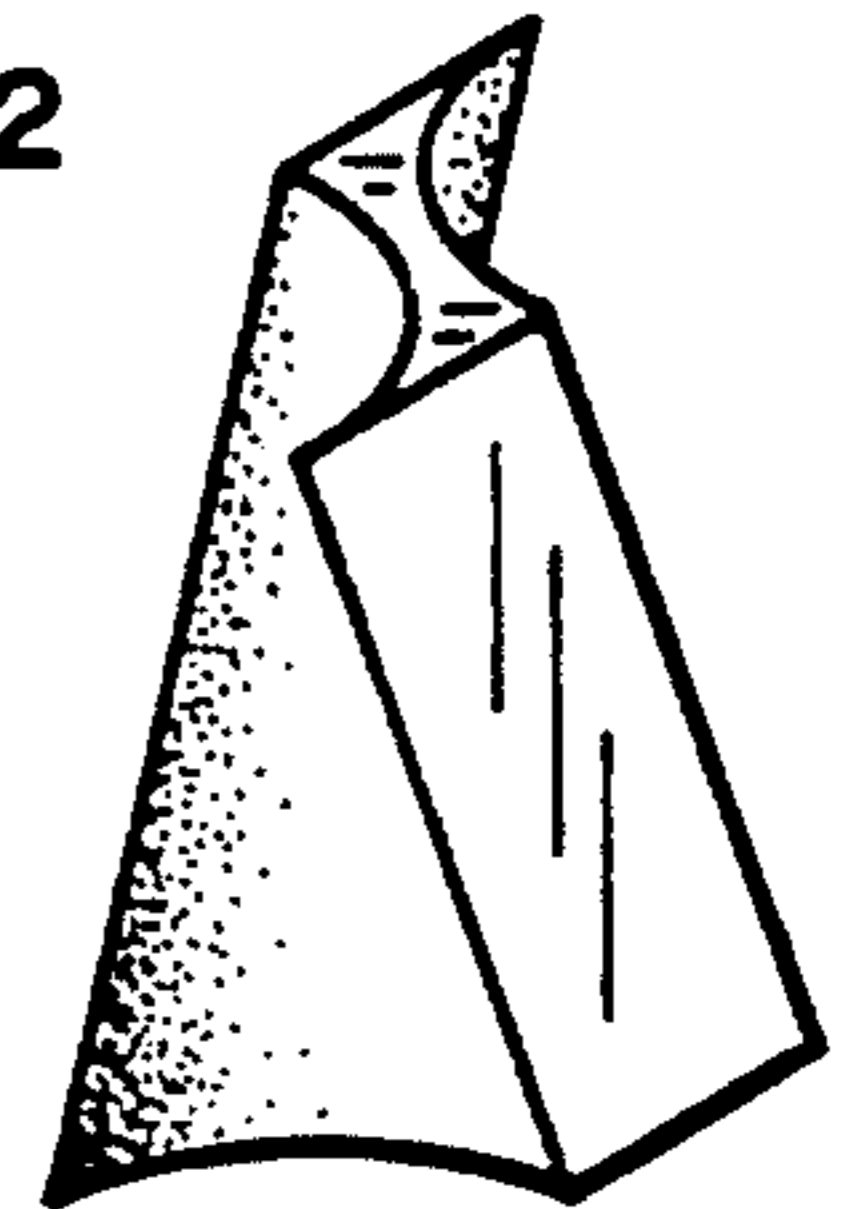


FIG. 5

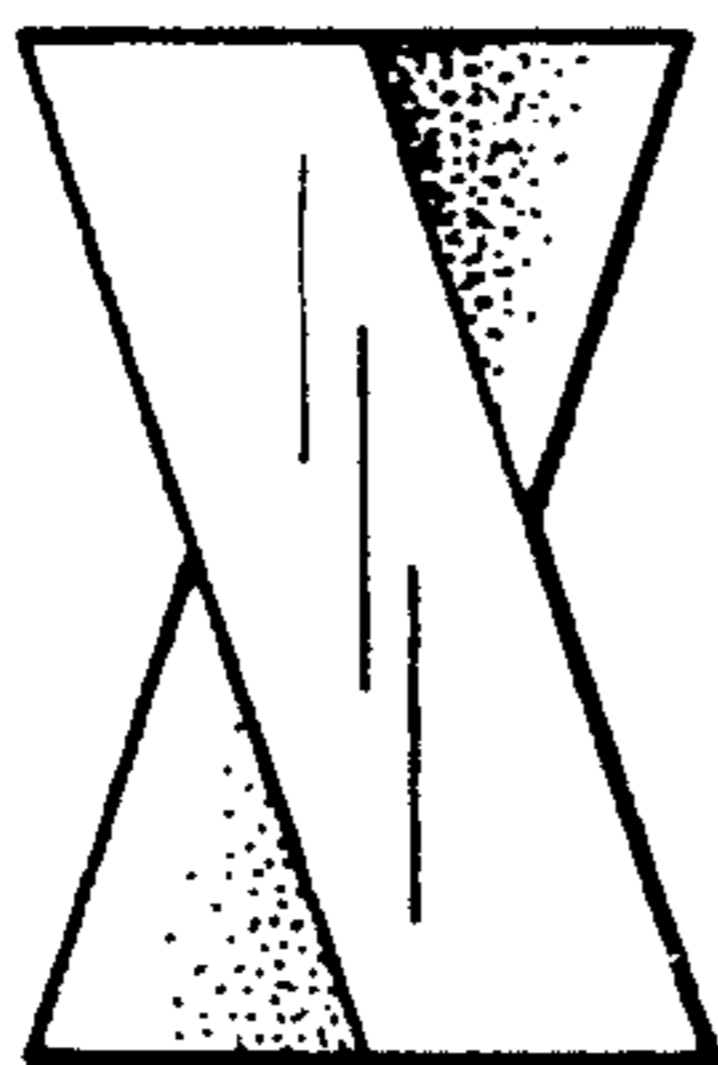


FIG. 6

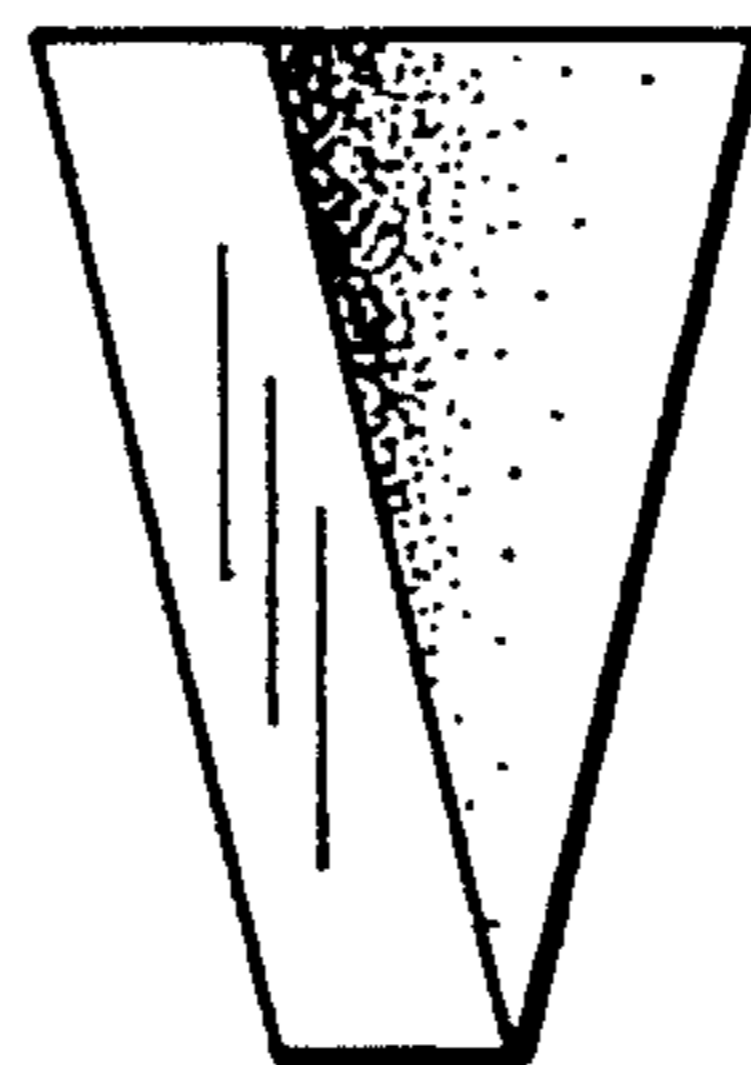


FIG. 7



FIG. 8

