



US00D346067S

United States Patent [19]

[11] Patent Number: **Des. 346,067**

Bell et al.

[45] Date of Patent: **** Apr. 19, 1994**

[54] **CARD CASE**

[76] Inventors: **Craig J. Bell, 27 Meadow Rd., E. Swanzey, Winchester, N.H. 03470; Francis J. Cavallo, Cady La., Chesterfield, N.H. 03441**

[**] Term: **14 Years**

[21] Appl. No.: **854,457**

[22] Filed: **Mar. 20, 1992**

[52] U.S. Cl. **D6/300**

[58] Field of Search **D6/300-303, D6/306-314; 40/152, 152.1, 153, 154, 158.1, 156; D9/425, 426, 423; D3/35**

[56] **References Cited**

U.S. PATENT DOCUMENTS

- D. 137,732 4/1944 Mitchell D6/301
- D. 160,013 9/1950 Rabken D6/300 X
- D. 181,150 10/1957 Horn D6/300
- D. 231,641 5/1974 Christiansen D3/35 X
- D. 239,467 4/1976 Ouden D6/310 X

- D. 240,597 7/1976 Persson D9/425
- D. 295,573 5/1988 Williams D9/426 X
- 1,932,464 10/1933 Hyde 40/152
- 2,841,903 7/1958 Christensen 40/152
- 5,097,953 3/1992 Gingas 40/156 X

Primary Examiner—Nelson C. Holtje

Assistant Examiner—J. E. Seeger

[57] **CLAIM**

The ornamental design for a card case, as shown and described.

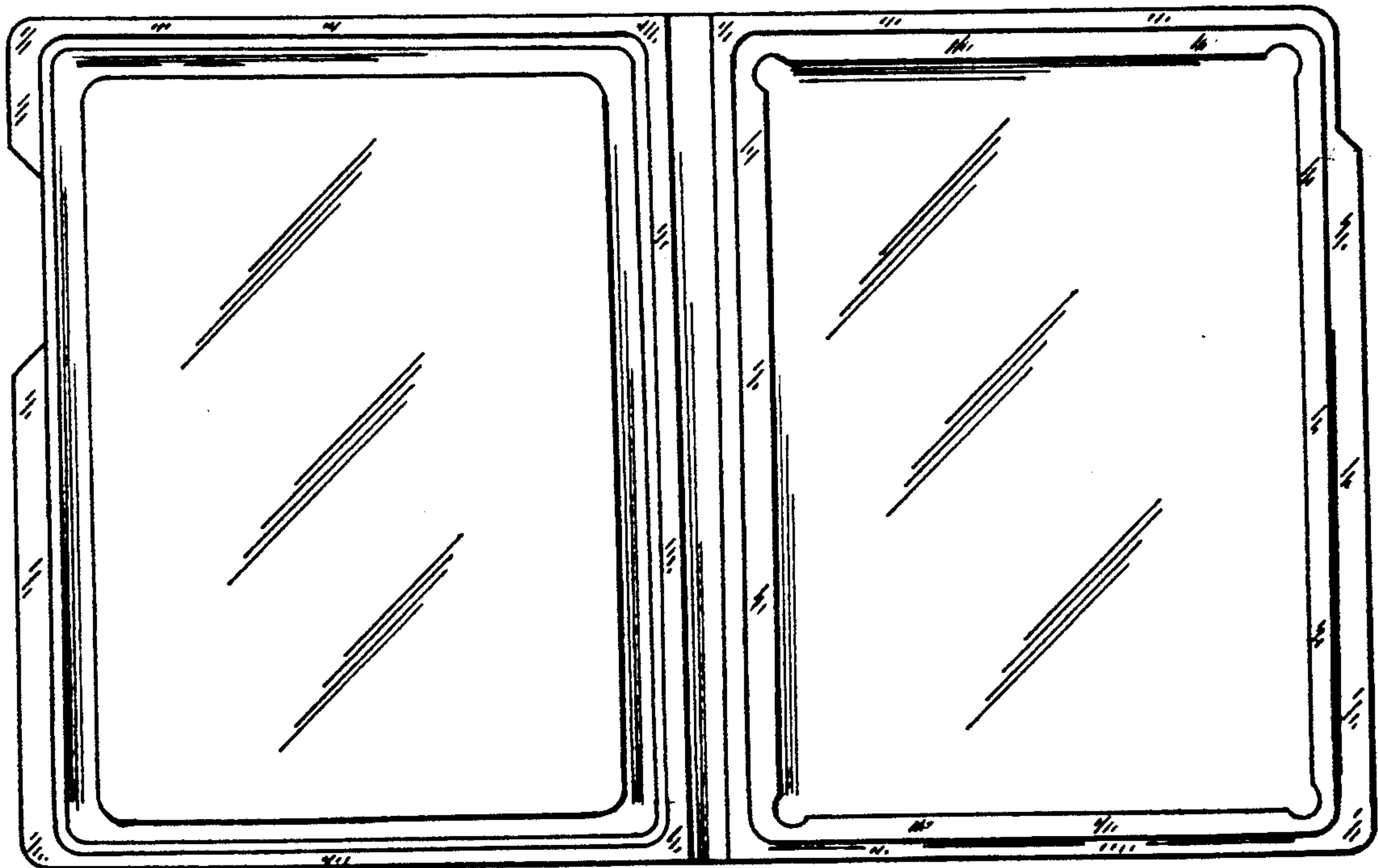
DESCRIPTION

FIG. 1 is a top plan view of a card case, showing our new design, the bottom plan being a mirror image thereof;

FIG. 2 is a side elevation view, the opposite side being a mirror image thereof;

FIG. 3 is a top plan view, showing the card case in closed condition, the opposite side being a mirror image thereof; and,

FIG. 4 is a side elevation view in closed condition, the opposite side being a mirror image thereof.






FIG. 1



FIG. 2

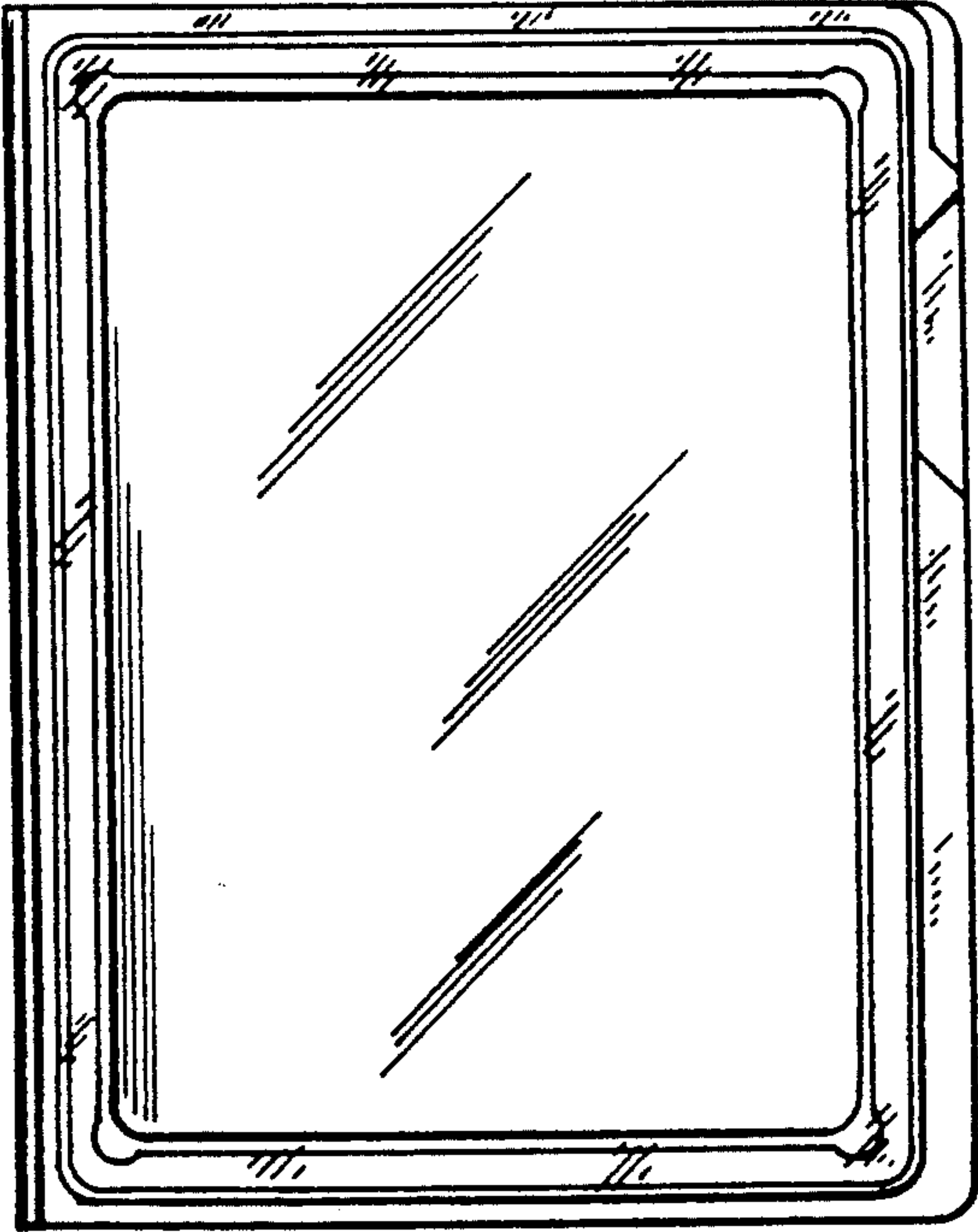


FIG. 3




FIG. 4