



US00D346063S

United States Patent [19]

[11] Patent Number: **Des. 346,063**

Clark et al.

[45] Date of Patent: **** Apr. 19, 1994**

[54] **BOOT WARMER**

D. 330,623 11/1992 Kelly D2/946
4,841,646 6/1989 Maurer, Jr. 36/2.6

[75] Inventors: **Douglas R. Clark; Michael E. Sunderland**, both of Eugene, Oreg.

Primary Examiner—Louis S. Zarfes
Attorney, Agent, or Firm—Chernoff, Vilhauer, McClung & Stenzel

[73] Assignee: **Ski-Time Corporation**, Eugene, Oreg.

[**] Term: **14 Years**

[57] CLAIM

[21] Appl. No.: **880,341**

The ornamental design for a boot warmer, as shown and described.

[22] Filed: **May 6, 1992**

DESCRIPTION

[52] U.S. Cl. **D2/946; D10/128**

[58] Field of Search **D2/896, 907, 915, 916, D2/946, 913; 36/2.6, 132-136; D10/32, 128; D11/2**

FIG. 1 is a perspective view of a boot warmer showing our new design in use;

FIG. 2 is a top plan view;

FIG. 3 is a first side elevational view;

FIG. 4 is a bottom plan view;

FIG. 5 is a second side elevational view;

FIG. 6 is a left side elevational view; and,

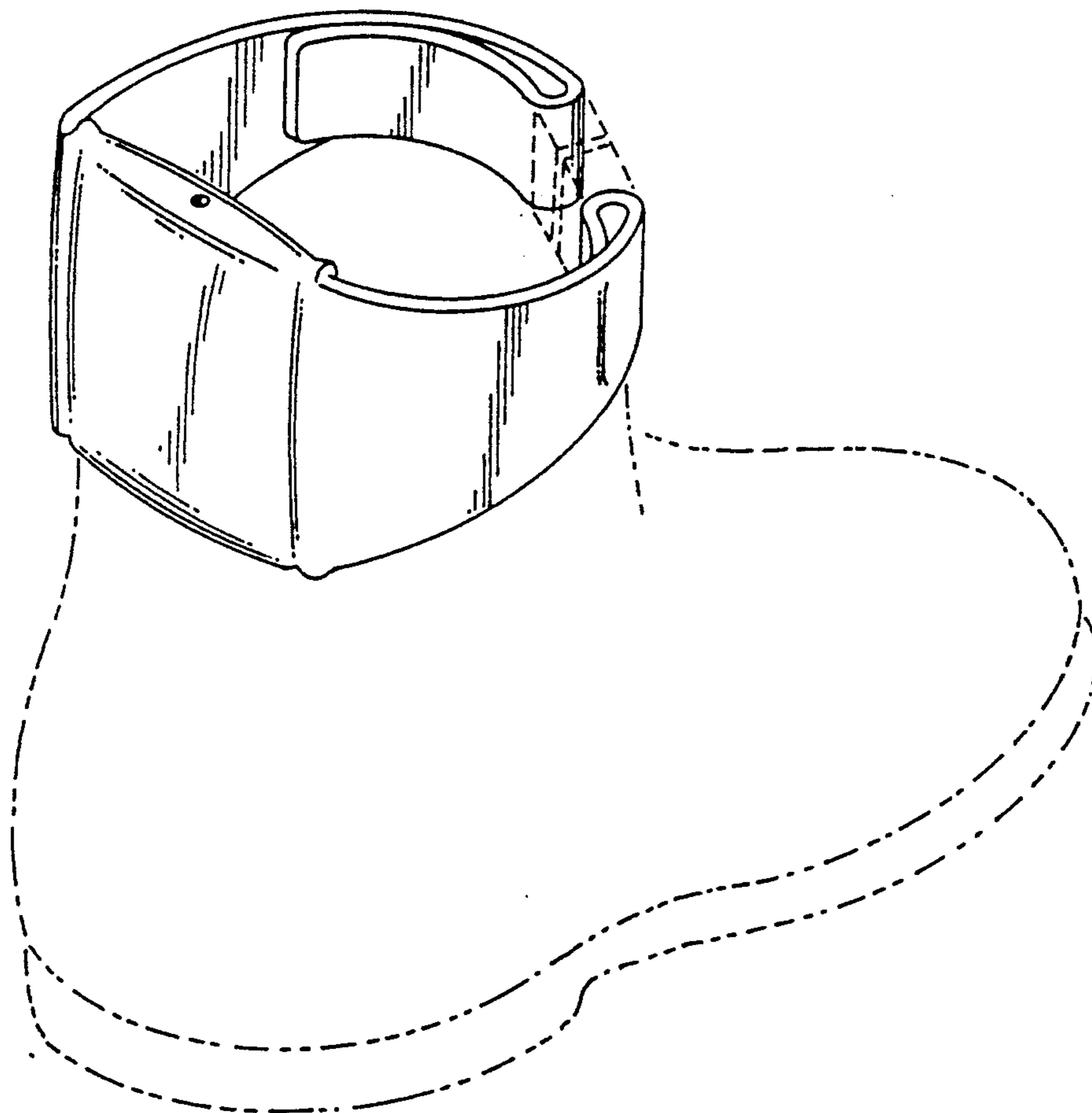
FIG. 7 is a right side elevational view.

The broken line showing of a boot in FIG. 1 is for illustrative purposes only and forms no part of the claimed design.

[56] References Cited

U.S. PATENT DOCUMENTS

D. 208,620	9/1967	Werner et al.	D2/946
D. 258,812	4/1981	Cox	D11/2
D. 284,615	7/1986	Rock et al.	D2/913
D. 318,168	7/1991	Chilcutt	D2/913



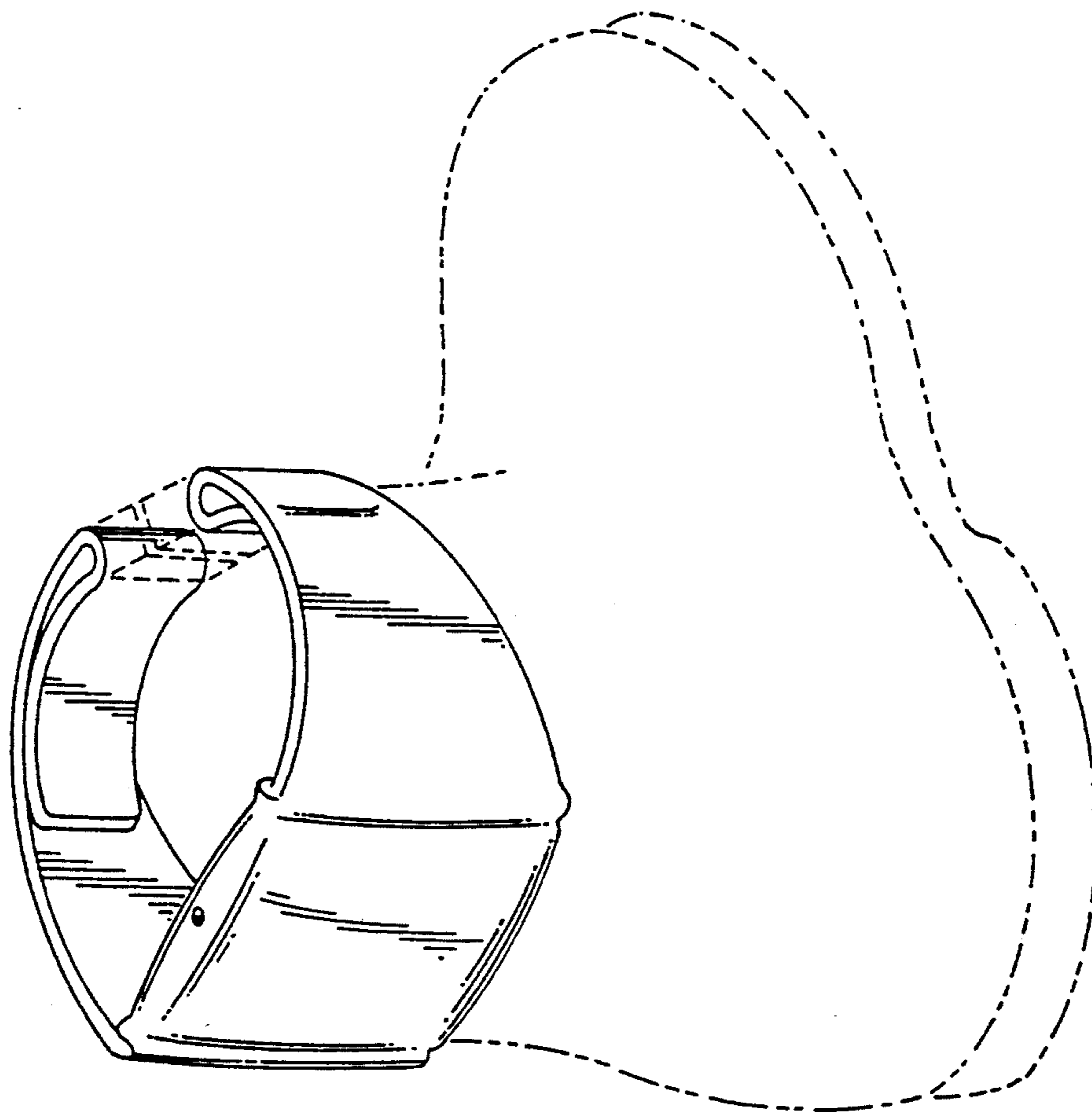


Fig. 1




Fig. 6




Fig. 7

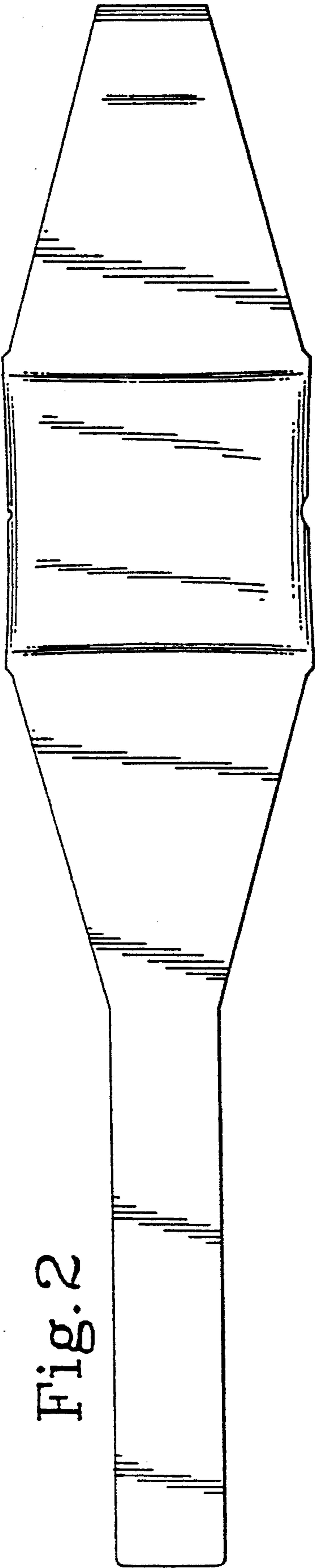


Fig. 2

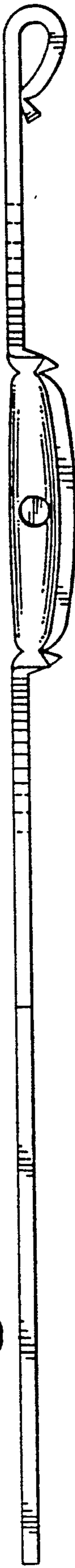


Fig. 3

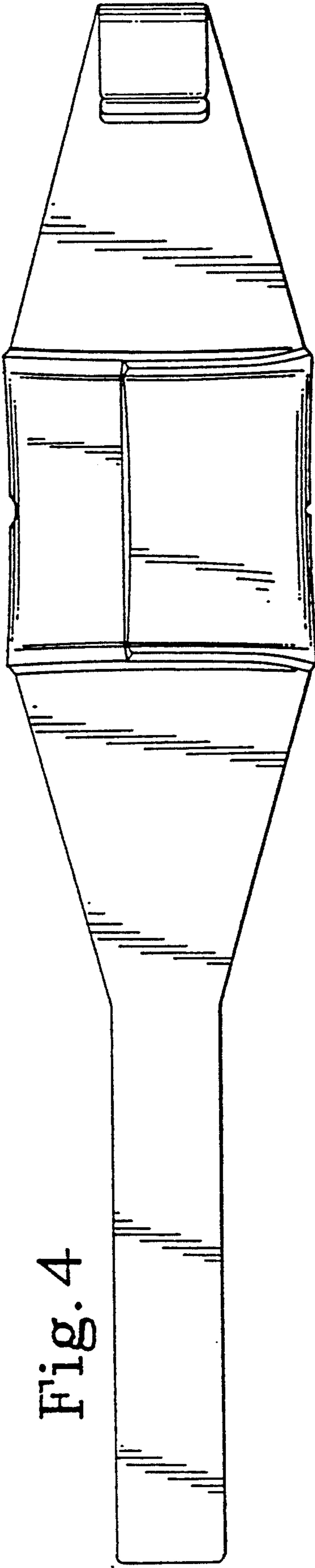


Fig. 4

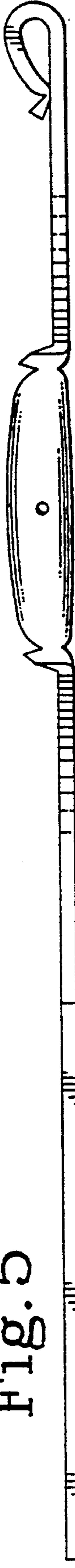


Fig. 5