



US00D346053S

United States Patent [19]

[11] Patent Number: **Des. 346,053**

Hoshino

[45] Date of Patent: **** Apr. 12, 1994**

[54] **UPPER PORTION OF AN UPRIGHT VACUUM CLEANER**

[75] Inventor: **Kiyo Hoshino, Phoenix, Ariz.**

[73] Assignee: **Ryobi Motor Products Corp., Easley, N.C.**

[**] Term: **14 Years**

[21] Appl. No.: **819,517**

[22] Filed: **Jan. 10, 1992**

[52] U.S. Cl. **D32/31; D32/22**

[58] Field of Search **15/323-326, 15/327.6, 331-337, 350-351, 361, 347, 377, 412, 413; D32/21-22, 31-34**

D. 286,335	10/1986	Strohmeier	D32/22
D. 293,728	1/1988	Ohhira et al. .	
D. 293,777	1/1988	Wareham et al. .	
D. 301,784	6/1989	Petralia et al. .	
D. 309,806	8/1990	Chieda et al. .	
D. 314,260	1/1991	Lee .,	
D. 328,372	7/1992	Kieft	D32/31
4,517,705	5/1985	Hug	15/412

Primary Examiner—Ruth McInroy
Attorney, Agent, or Firm—Brooks & Kushman

[57] CLAIM

The ornamental design for an upper portion of an upright vacuum cleaner, as shown and described.

DESCRIPTION

FIG. 1 is a perspective view of an upper portion of an upright vacuum cleaner showing my new design; FIG. 2 is a front elevational view thereof; FIG. 3 is a top plan view thereof; FIG. 4 is a right side elevational view thereof; FIG. 5 is a rear elevational view thereof; FIG. 6 is a left side elevational view thereof; and, FIG. 7 is a bottom plan view thereof.

[56] References Cited

U.S. PATENT DOCUMENTS

D. 248,762	8/1978	Burgess et al. .	
D. 263,235	3/1982	Akita .	
D. 275,428	9/1984	Wareham .	
D. 277,325	1/1985	Hug	D32/22
D. 286,334	10/1986	Strohmeier	D32/22

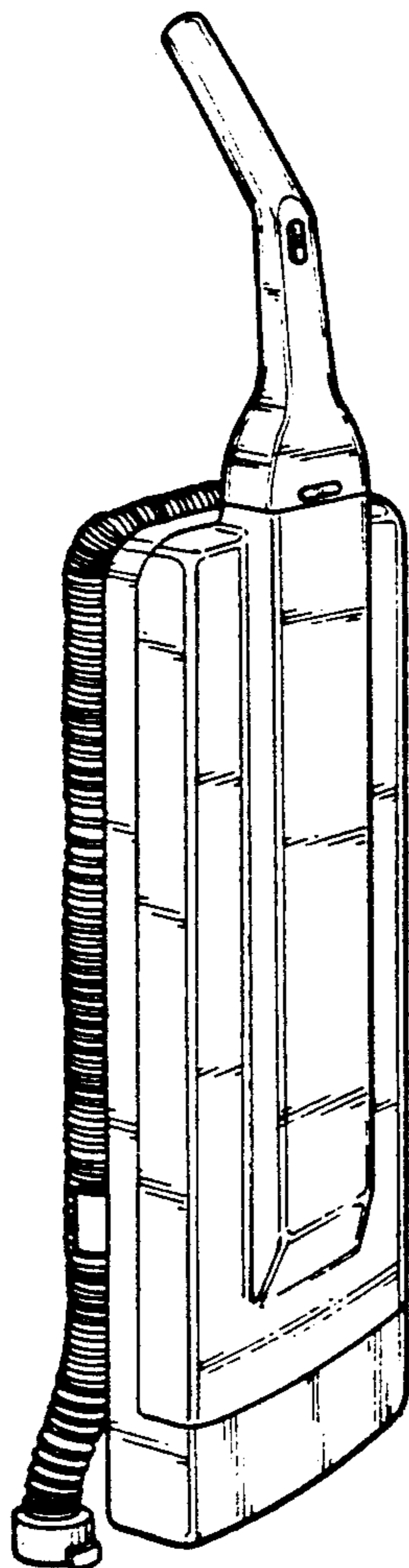


Fig-1

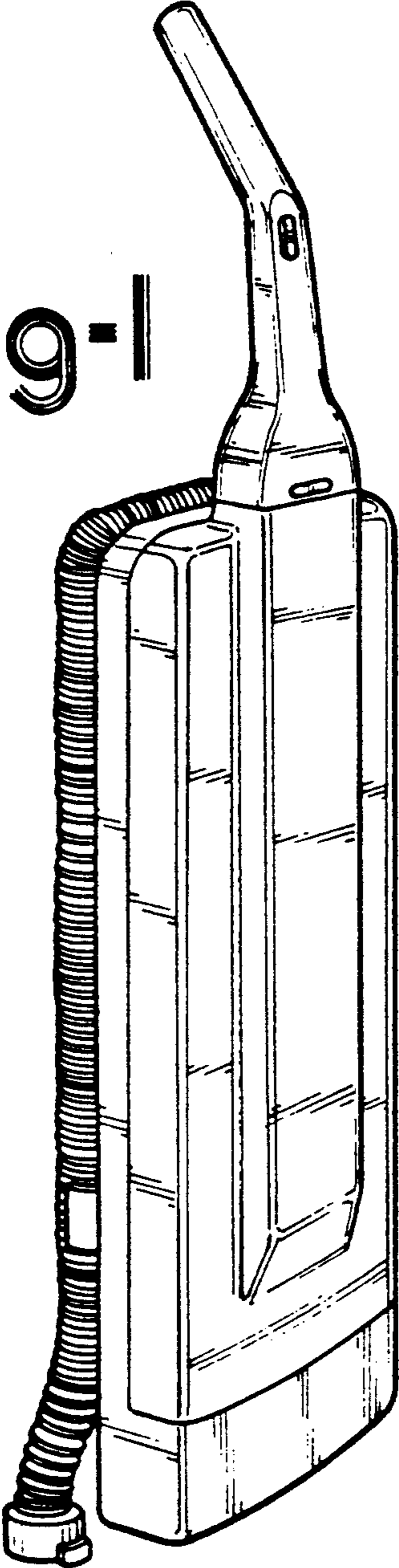


Fig-2

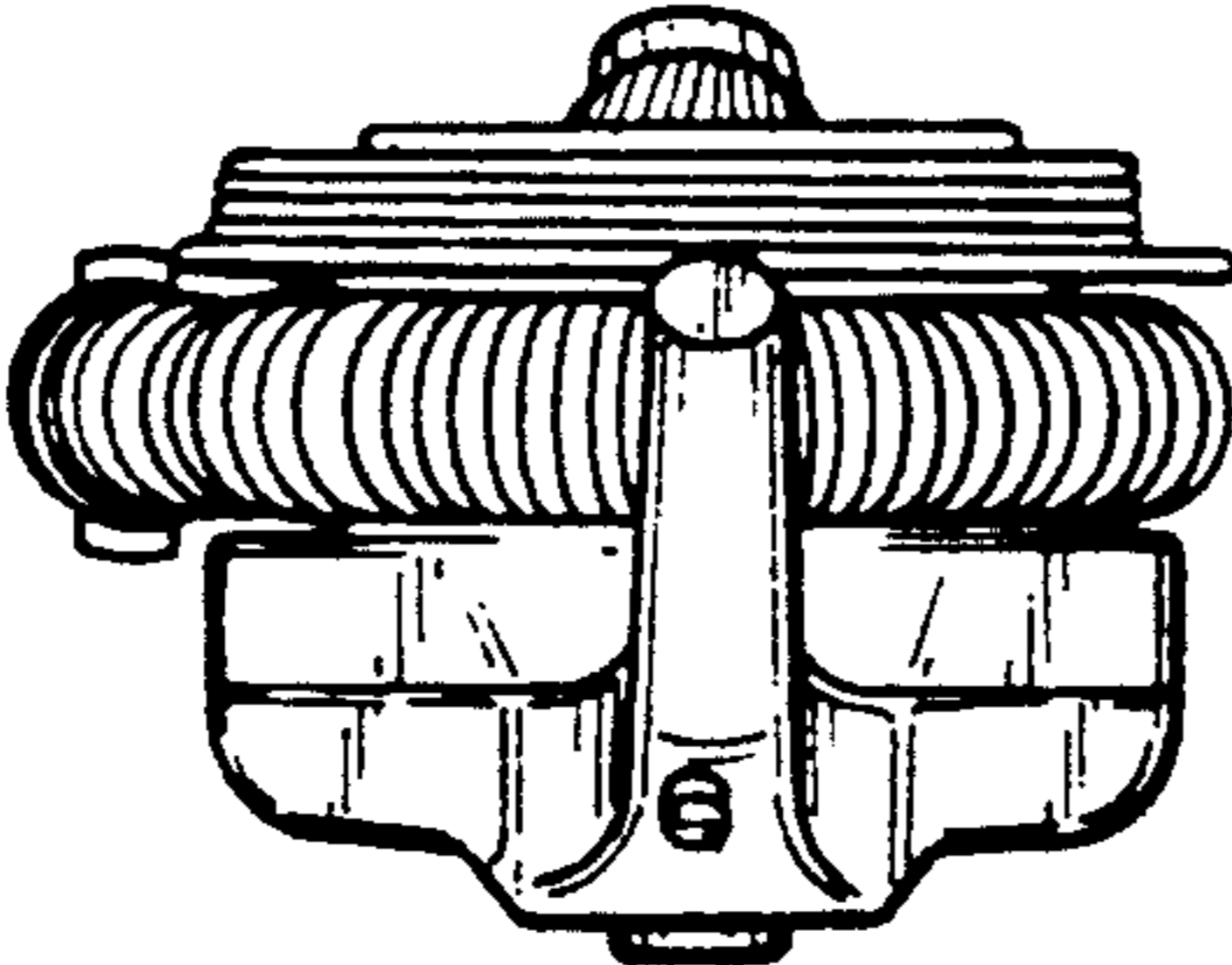
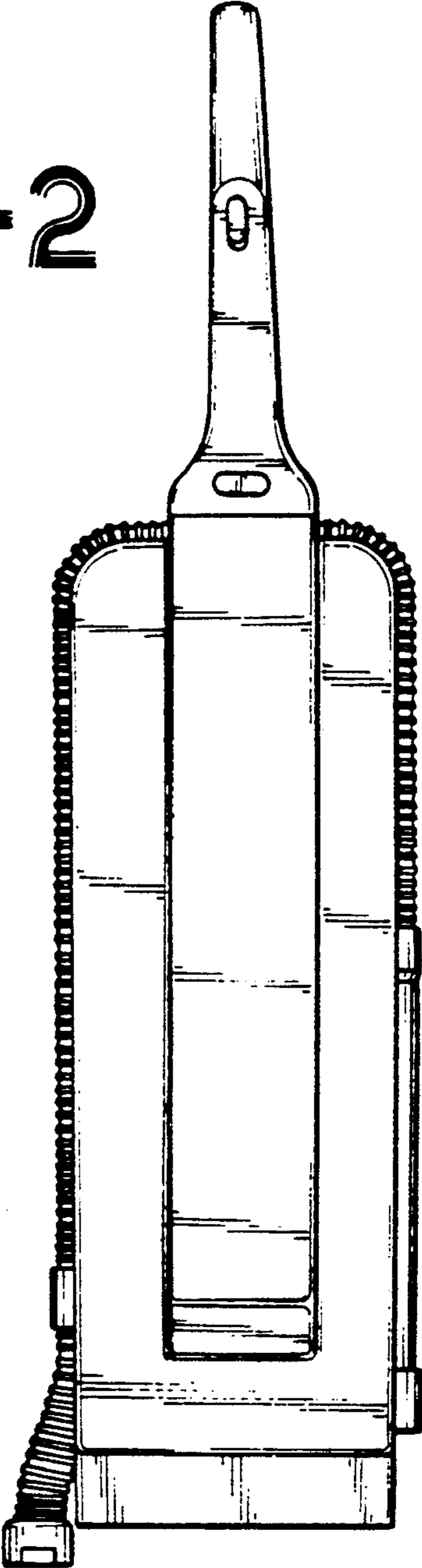


Fig-3

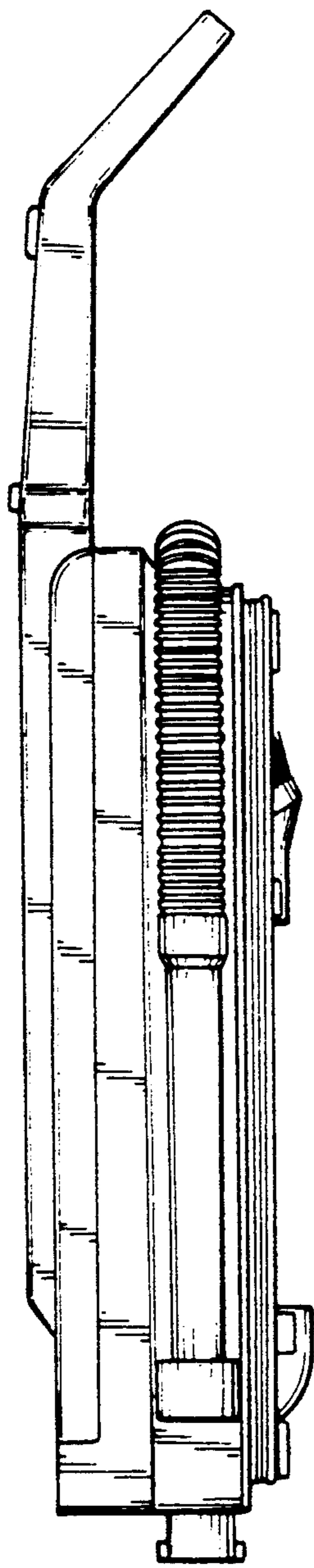


Fig-4

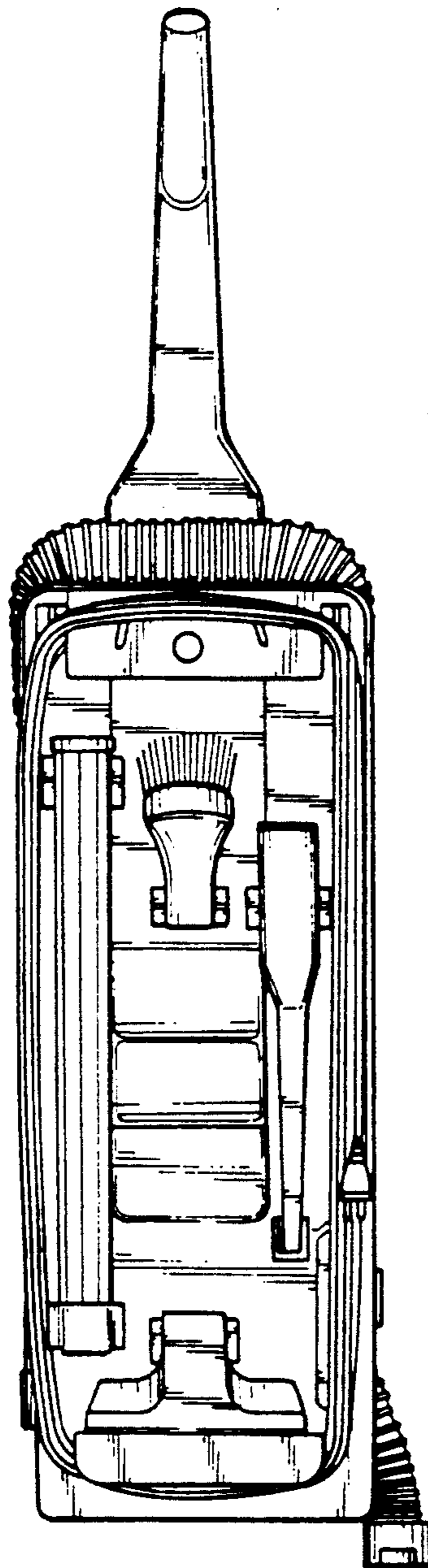


Fig-5

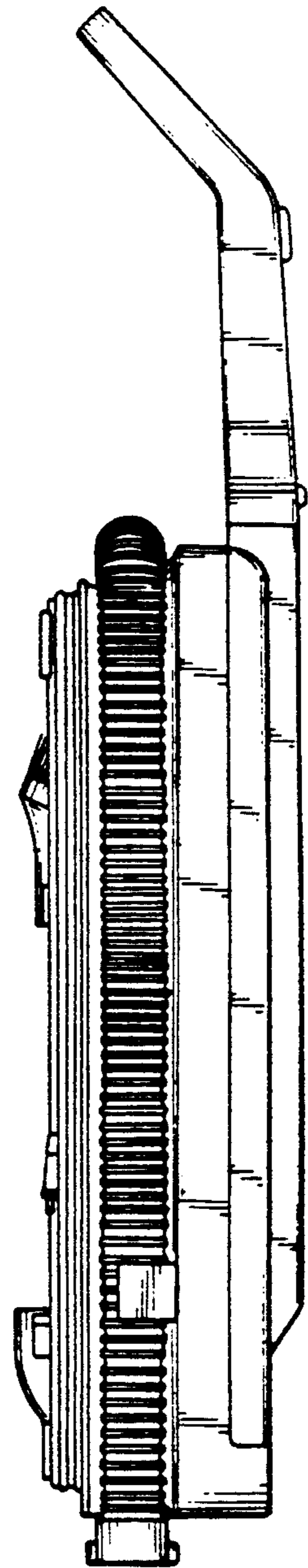


Fig-6




Fig-7