



US00D346050S

# United States Patent [19]

[11] Patent Number: **Des. 346,050**

Lilja

[45] Date of Patent: **\*\* Apr. 12, 1994**

[54] FLOOR POLISHER

[76] Inventor: **Bo V. Lilja**, Gländvägen 4, 183 63, Täby, Sweden

[\*\*] Term: **14 Years**

[21] Appl. No.: **665,180**

[22] Filed: **Mar. 6, 1991**

[30] Foreign Application Priority Data

Sep. 6, 1990 [SE] Sweden ..... 90-1866

[52] U.S. Cl. .... **D32/19**

[58] Field of Search ..... 15/49.1, 50.1, 50.3, 15/52, 52.1, 98, 78, 79.1, 79.2, 82, 87; D32/15-16, 19-20, 22, 24

[56] References Cited

U.S. PATENT DOCUMENTS

D. 282,110 1/1986 Tucker et al. .... D32/15

D. 296,250	6/1988	Genovese .....	D32/19
D. 296,251	6/1988	Genovese .....	D32/19
D. 296,252	6/1988	Genovese .....	D32/19
D. 317,668	6/1991	Bolser et al. ....	D32/19
D. 321,420	11/1991	Von Vett et al. ....	D32/15

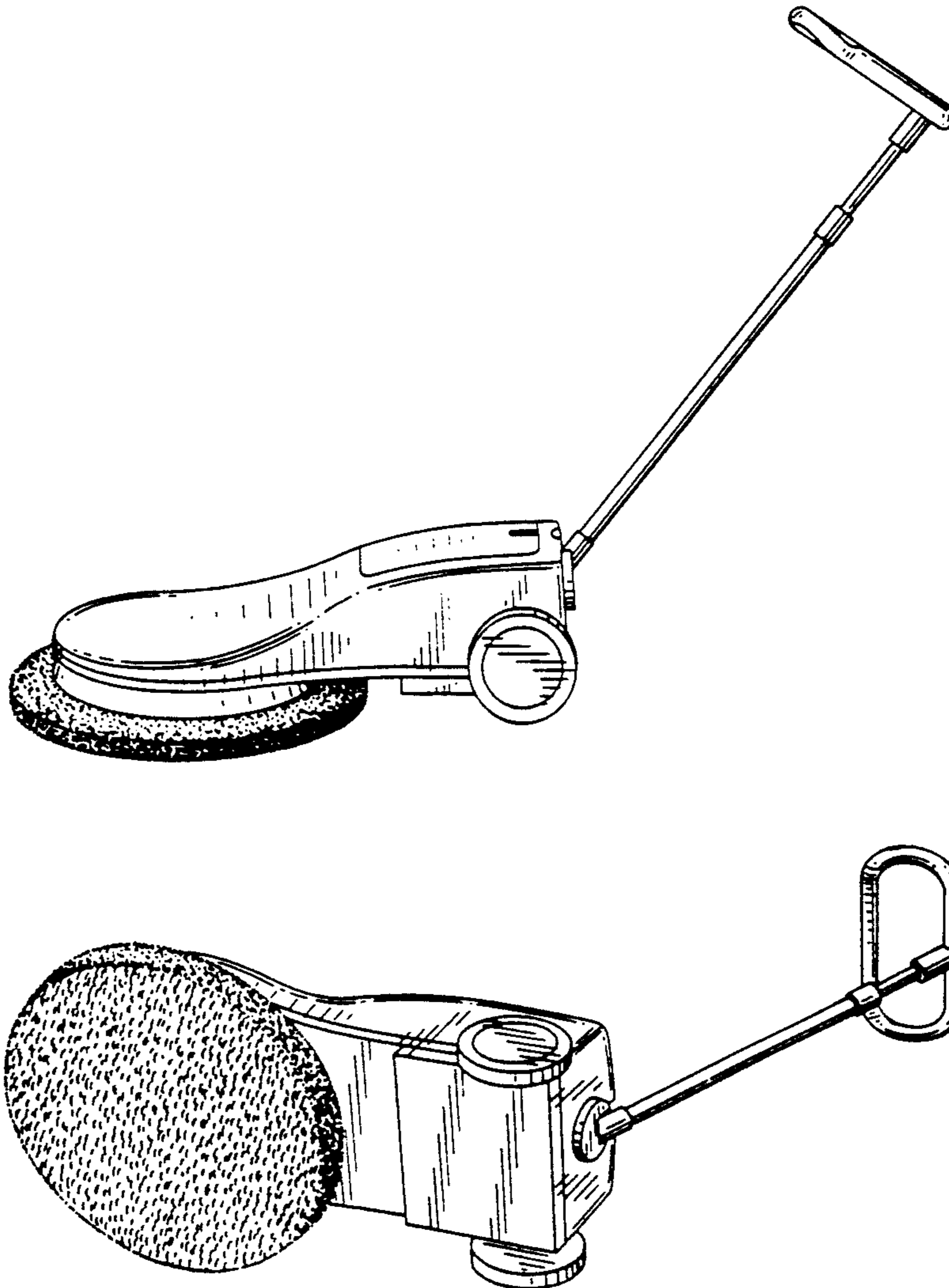
Primary Examiner—Ruth McInroy  
Attorney, Agent, or Firm—Burns, Doane, Swecker & Mathis

[57] CLAIM

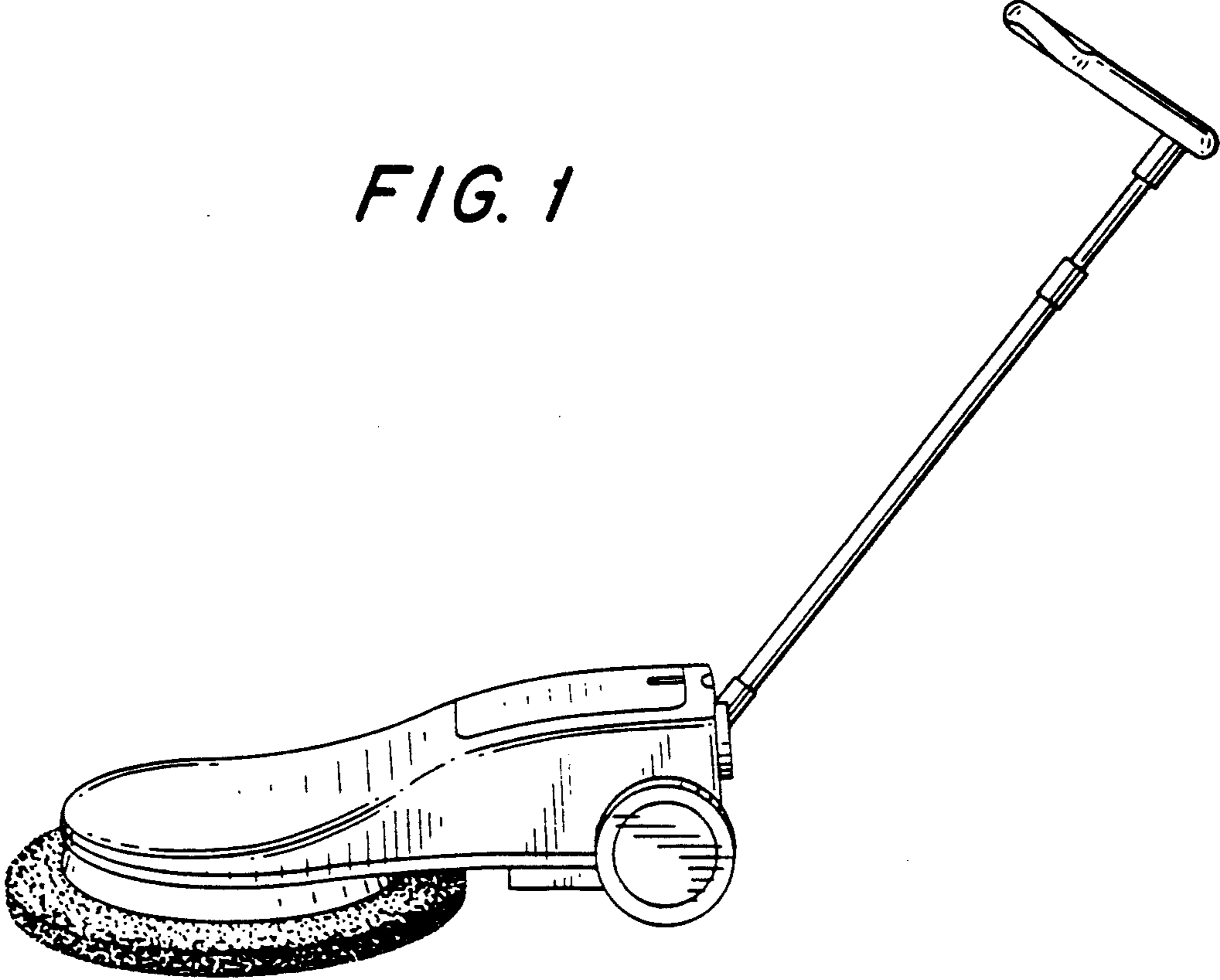
The ornamental design for a floor polisher, as shown and described.

DESCRIPTION


FIG. 1 is a top perspective view of the floor polisher according to the present invention; FIG. 2 is a bottom perspective view thereof; FIG. 3 is a top plan view thereof; FIG. 4 is a front elevational view thereof; and, FIG. 5 is a rear elevational view thereof.



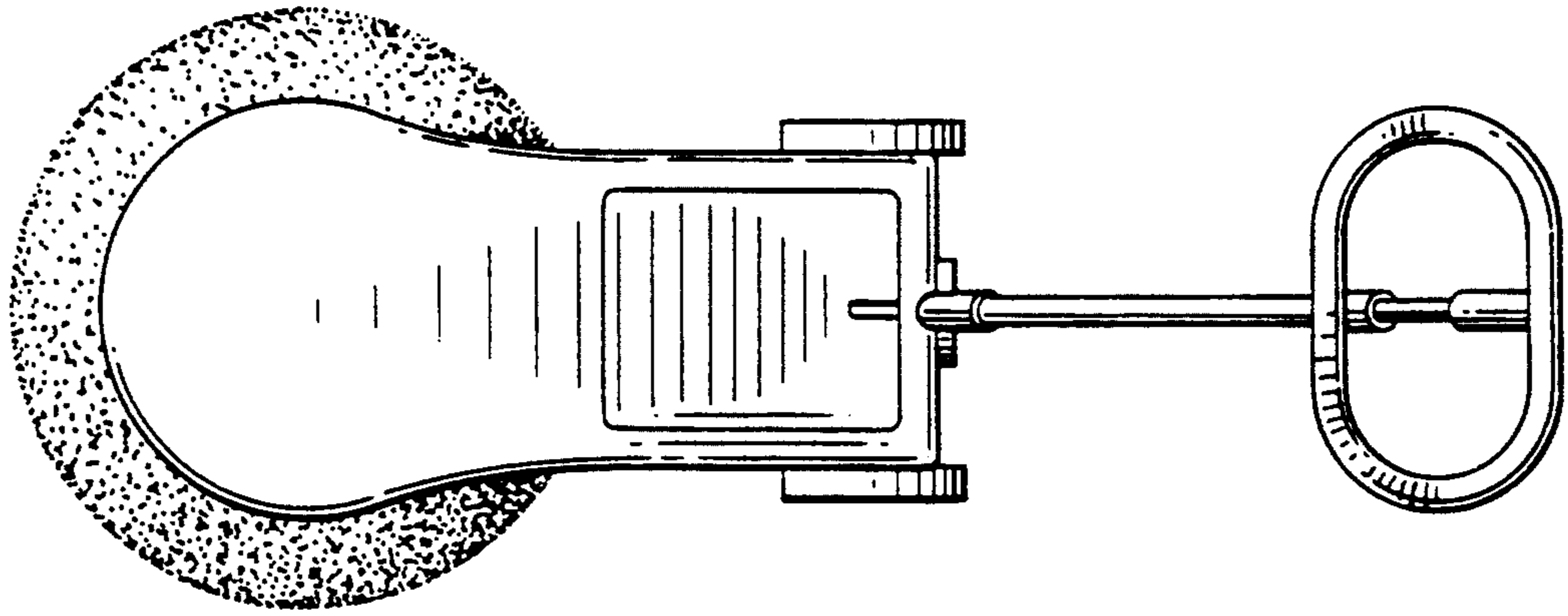
*FIG. 1*



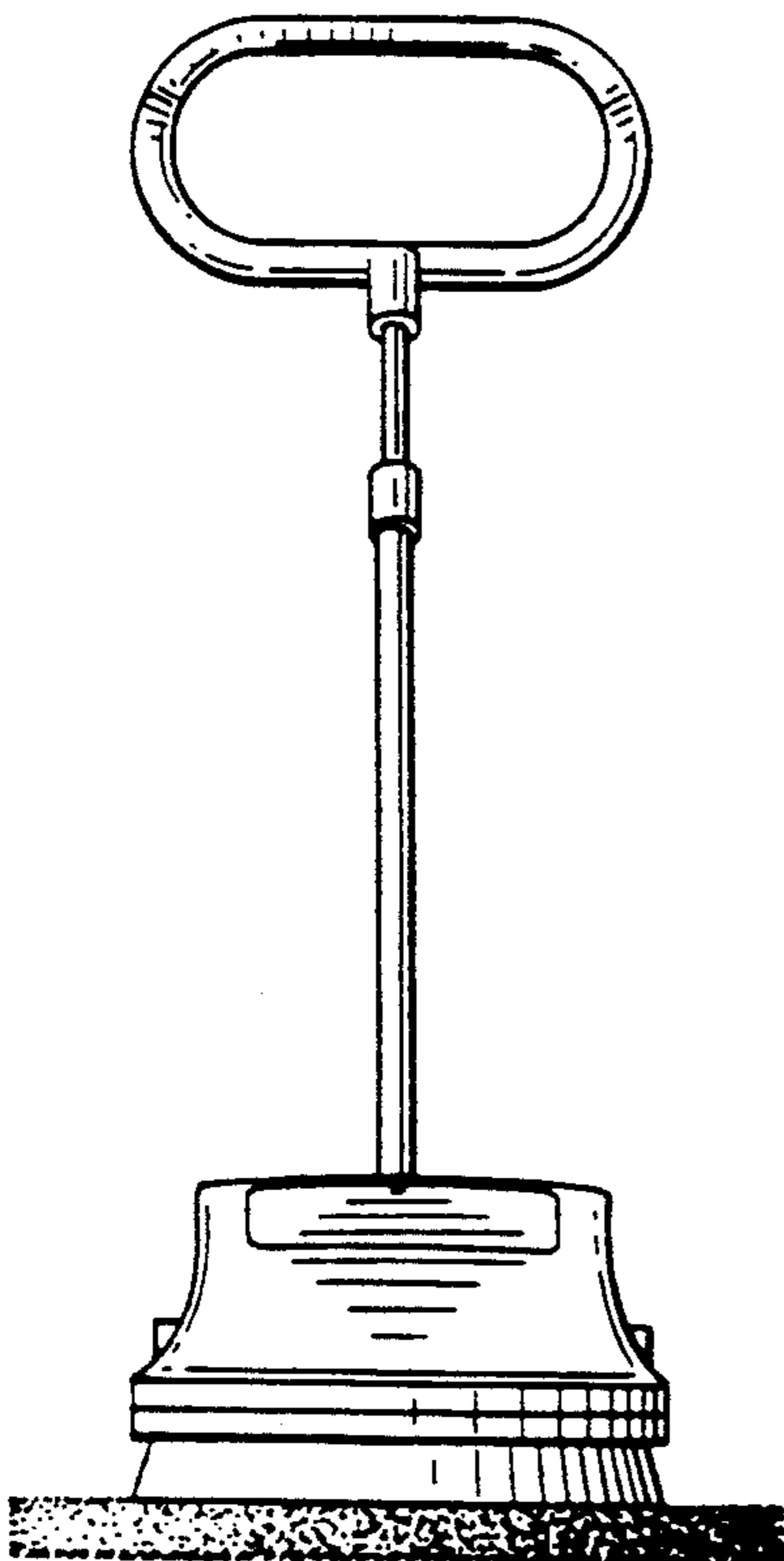
*FIG. 2*



*FIG. 3*



*FIG. 4*



*FIG. 5*

