



US00D346010S

# United States Patent [19]

Conerly

[11] Patent Number: **Des. 346,010**

[45] Date of Patent: **\*\* Apr. 12, 1994**

[54] **PULL STRAP FOR A COMMODOE FLAPPER VALVE**

[76] Inventor: **James E. Conerly**, 2210 Borona Way, Sacramento, Calif. 95833

[\*\*] Term: **14 Years**

[21] Appl. No.: **726,516**

[22] Filed: **Jul. 8, 1991**

[52] U.S. Cl. .... **D23/236; 4/412**

[58] Field of Search ..... **4/405, 412; D23/258, D23/236, 260, 261**

3,845,508	11/1974	Oglesby .	
4,038,707	8/1977	Cass .	
4,173,044	11/1979	Ots .	
4,499,616	2/1985	Johnson .....	4/412 X
4,575,881	3/1986	Rozek .....	4/405

*Primary Examiner*—James R. Largen  
*Attorney, Agent, or Firm*—Terry M. Gernstein

### [57] CLAIM

The ornamental design for a pull strap for a commode flapper valve, as shown and described.

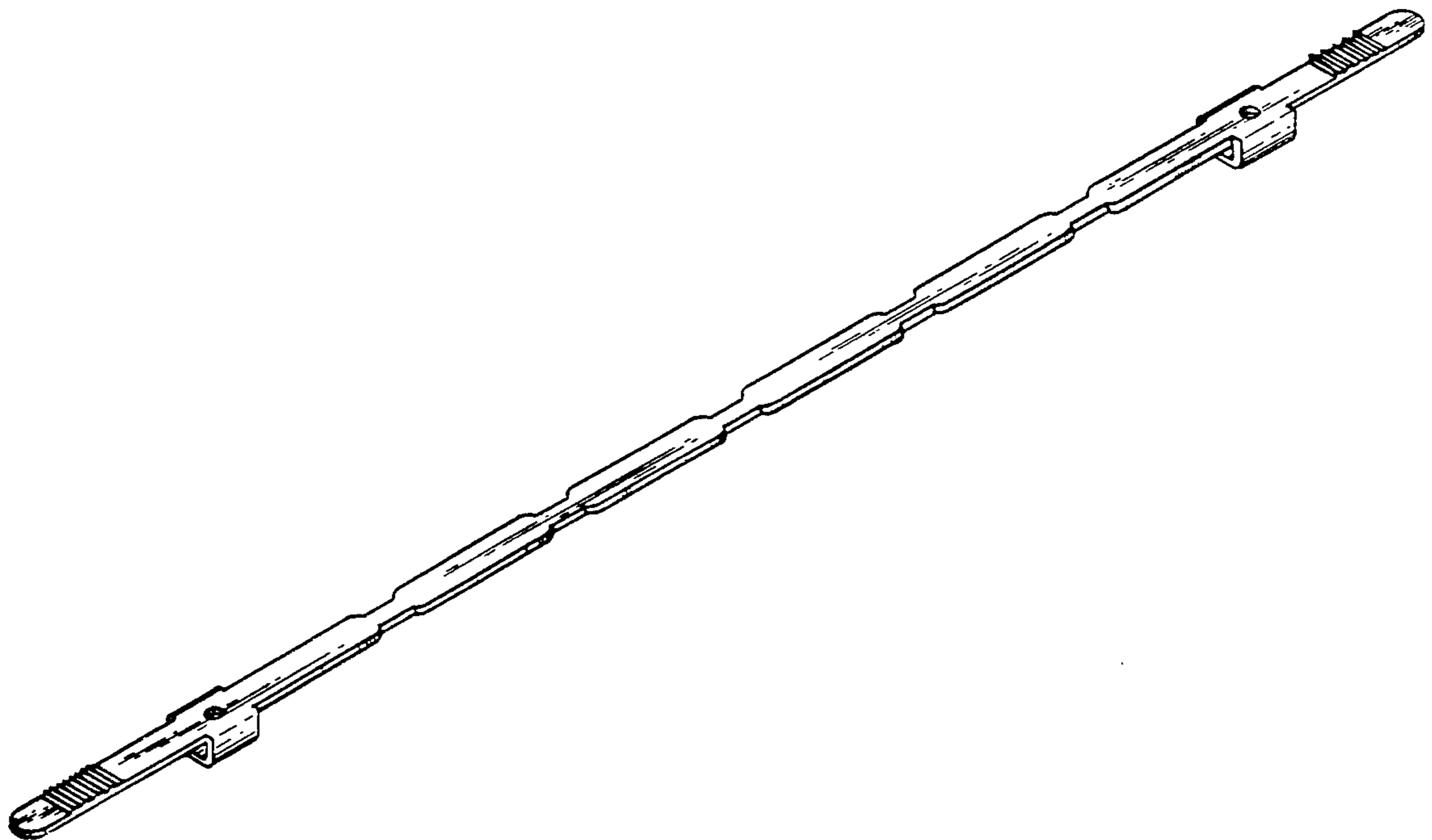
### DESCRIPTION

FIG. 1 is a perspective view of a pull strap for a commode flapper valve showing my new design; FIG. 2 is an enlarged front elevational view thereof, the rear being a mirror image of the front; FIG. 3 is a side elevational view thereof, the opposite side being a mirror image the side shown; FIG. 4 is a top plan view thereof; and, FIG. 5 is a bottom view thereof.

### [56] References Cited

#### U.S. PATENT DOCUMENTS

D. 281,713	12/1985	Mikol .....	D23/258
2,454,431	11/1948	Crampton .....	4/405
2,529,844	11/1950	Keller .....	4/405
2,668,961	2/1954	Owens .....	4/405
2,980,920	4/1961	Lieberman .....	D23/258 X



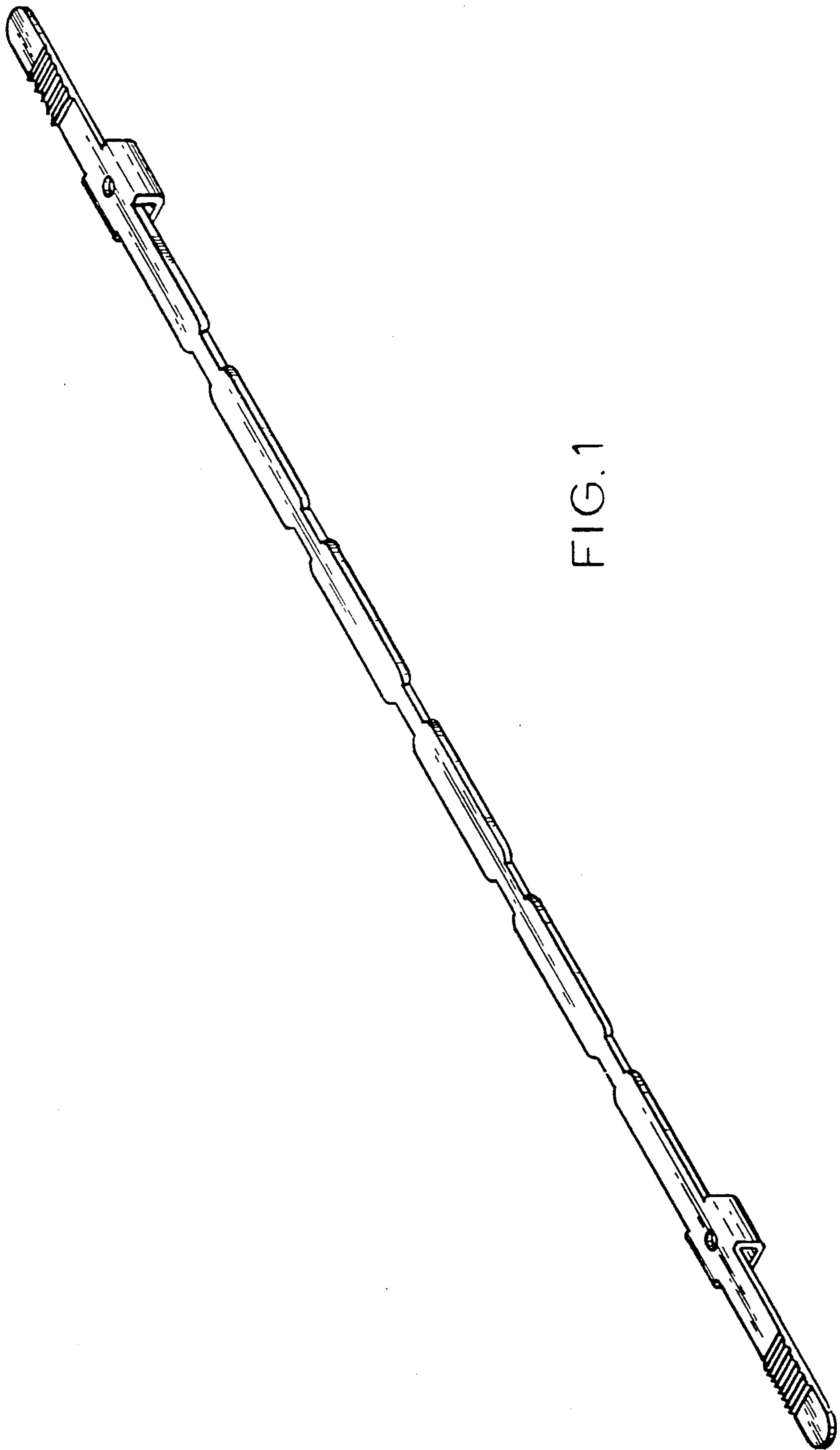


FIG. 1




FIG. 2

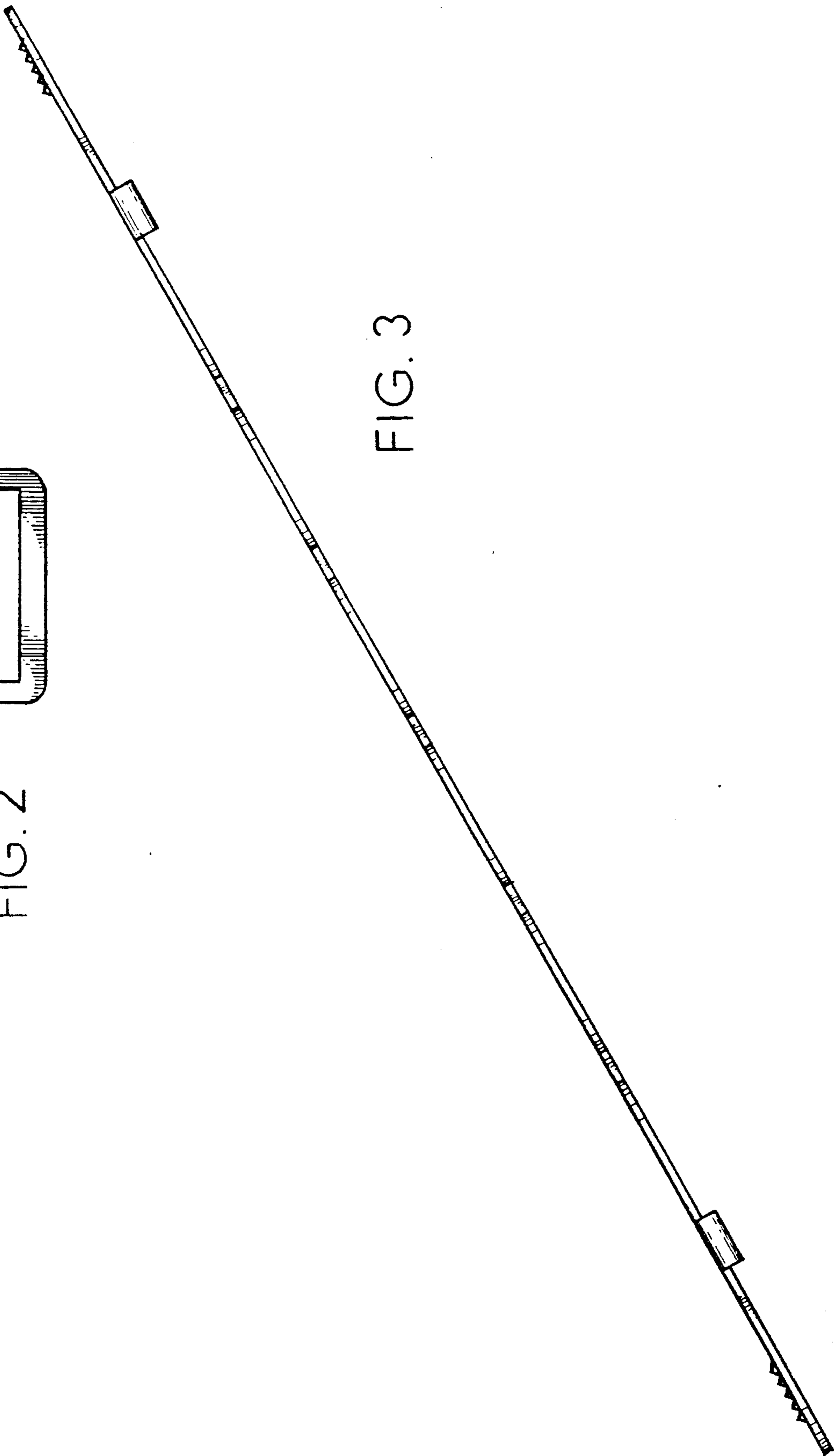


FIG. 3

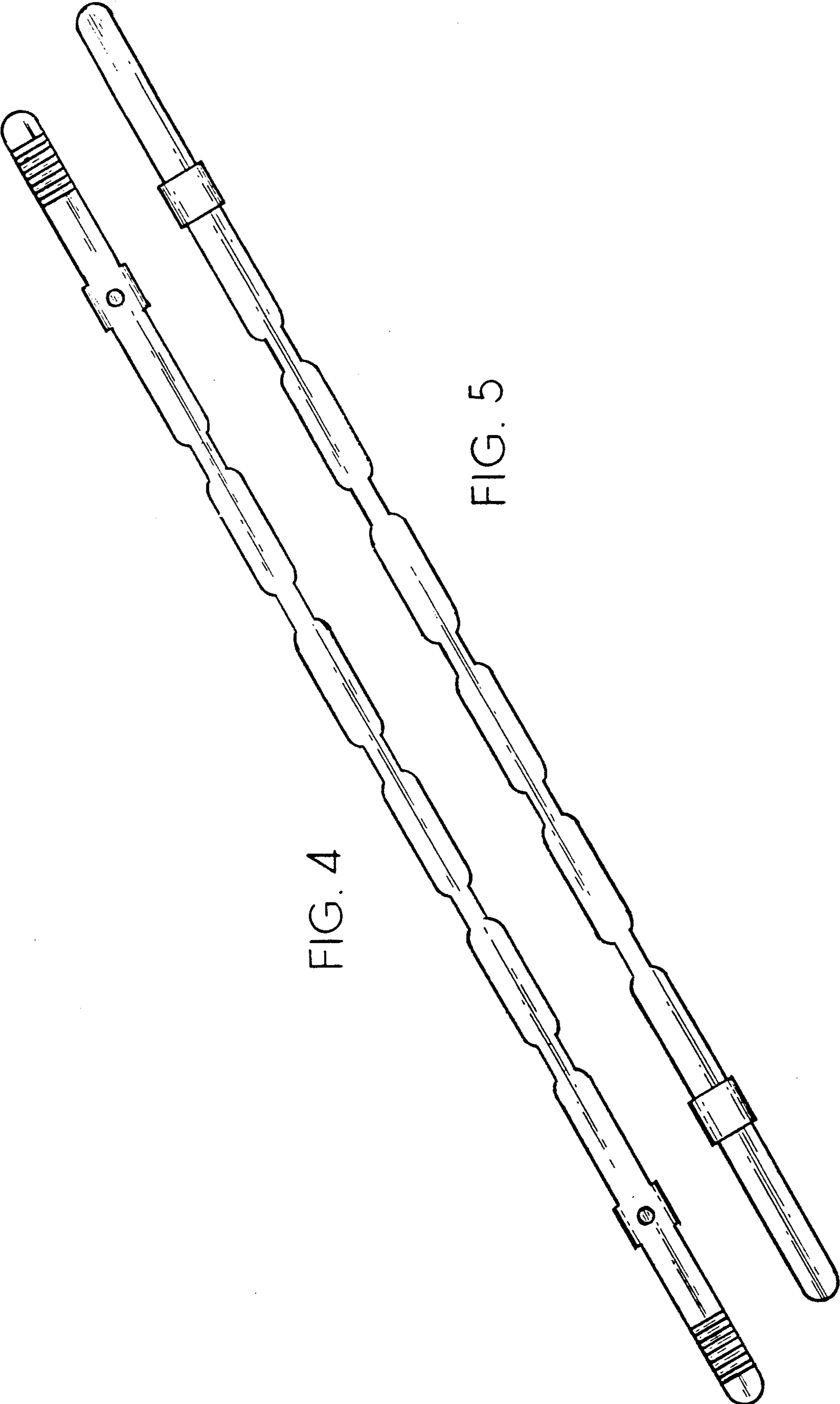


FIG. 4

FIG. 5