



US00D346007S

# United States Patent [19]

[11] Patent Number: **Des. 346,007**

**Barkley, Jr.**

[45] Date of Patent: **\*\* Apr. 12, 1994**

[54] **ILLUMINATING HANDLE FOR FISHING ROD**

5,083,247 1/1992 Robinson et al. .... 362/109

[76] Inventor: **Richard H. Barkley, Jr., R.D. #8**  
Box 158, Johnstown, Pa. 15909

[\*\*] Term: **14 Years**

[21] Appl. No.: **786,104**

[22] Filed: **Oct. 31, 1991**

[52] U.S. Cl. .... **D22/142**

[58] Field of Search ..... 43/18.5, 17.5, 18.1,  
43/20, 22, 23; 362/109, 2.34; D22/139, 142

[56] **References Cited**

**U.S. PATENT DOCUMENTS**

D. 194,153	11/1962	Clink .....	D22/142
2,535,404	12/1950	Fry .....	43/20
4,085,437	4/1978	Hrdlicka et al. ....	362/109
4,520,587	6/1985	Wallace .....	43/18.1
4,607,975	8/1986	Lo .....	43/18.5

**OTHER PUBLICATIONS**

Kodiak 1984 Catalog, p. 7, Rod 3-619UL.  
Zebco 1984 Catalog, p. 29. Rod Handle #3.

*Primary Examiner*—A. Hugo Word  
*Assistant Examiner*—Doris V. Coles  
*Attorney, Agent, or Firm*—James & Franklin

[57] **CLAIM**

The ornamental design for a illuminating handle for fishing rod, as shown and described.

**DESCRIPTION**

FIG. 1 is a front elevational view of the illuminating handle for fishing rod showing my new design; FIG. 2 is a rear elevational view thereof; FIG. 3 is a left side elevational view thereof; FIG. 4 is a right side elevational view thereof; FIG. 5 is a top plan view thereof; and, FIG. 6 is a bottom plan view thereof.



FIG. 1




FIG. 2



FIG. 3




FIG. 4




FIG. 5

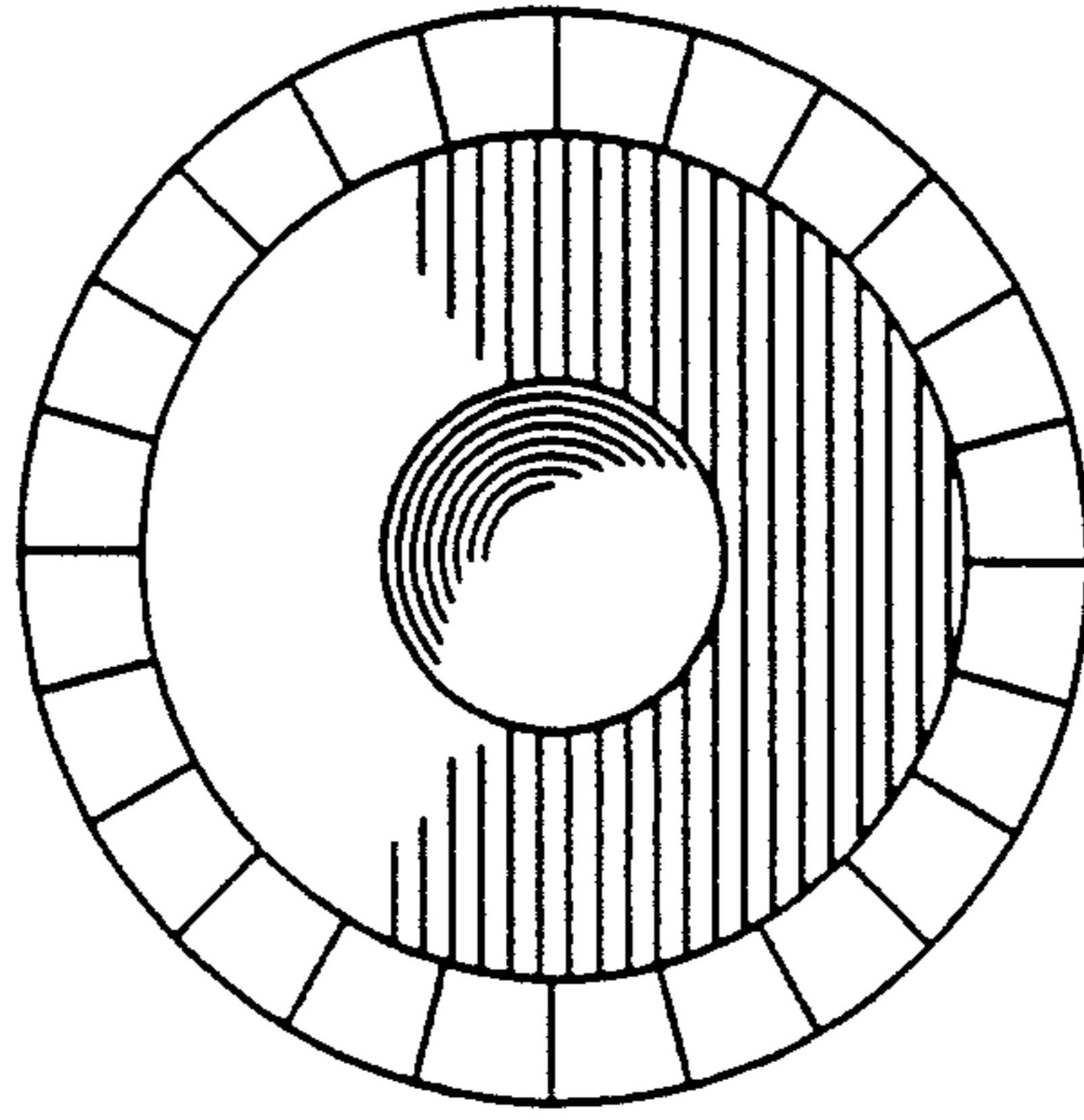


FIG. 6

