



US00D345995S

# United States Patent [19]

[11] Patent Number: **Des. 345,995**

Spence, Jr.

[45] Date of Patent: **\*\* Apr. 12, 1994**

[54] RATTLE

D. 290,655 6/1987 Thomson et al. .... D24/195  
1,185,341 5/1916 Morse ..... D21/65 X

[75] Inventor: **Meredith Spence, Jr.**, Cuyahoga Falls, Ohio

*Primary Examiner*—Bernard Ansher  
*Assistant Examiner*—Dominic Simone

[73] Assignee: **Lisco, Inc.**, Tampa, Fla.

[\*\*] Term: **14 Years**

[57] **CLAIM**

[21] Appl. No.: **1,717**

The ornamental design for a rattle, as shown and described.

[22] Filed: **Nov. 23, 1992**

**DESCRIPTION**

[52] U.S. Cl. .... **D21/65; D24/195**

FIG. 1 is a front view of a rattle showing my new design;

[58] Field of Search ..... **446/227, 418, 419; D21/59, 63, 65; D24/195**

FIG. 2 is a top view thereof;

FIG. 3 is a bottom view thereof;

FIG. 4 is a right side view thereof;

FIG. 5 is a left side view thereof; and,

FIG. 6 is an enlarged horizontal sectional view taken on the staggered line 6—6 of FIG. 1 thereof;

The rear view of a mirror image of the front view.

[56]

**References Cited**

**U.S. PATENT DOCUMENTS**

- D. 89,853 5/1933 Smith, Jr. .... D24/195
- D. 141,809 7/1945 Delano ..... D21/65
- D. 145,342 7/1946 Tucker ..... D21/65

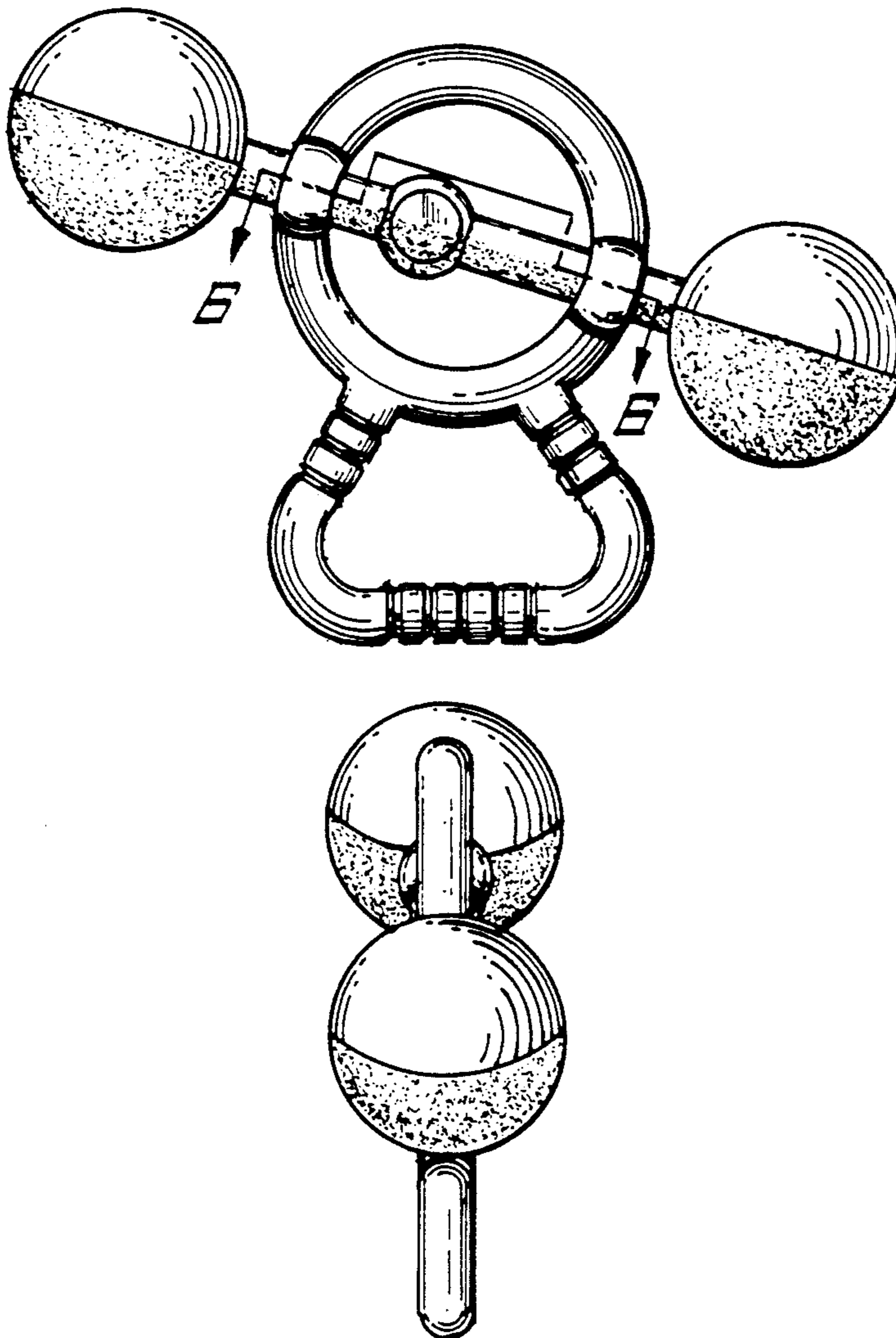


Fig. 2

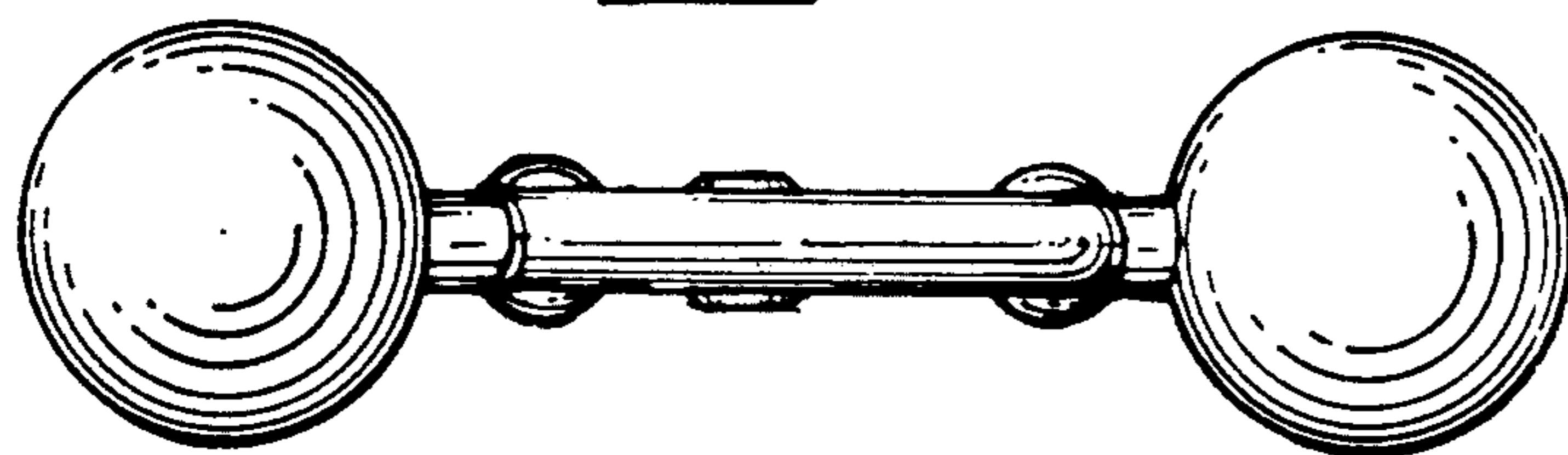


Fig. 1

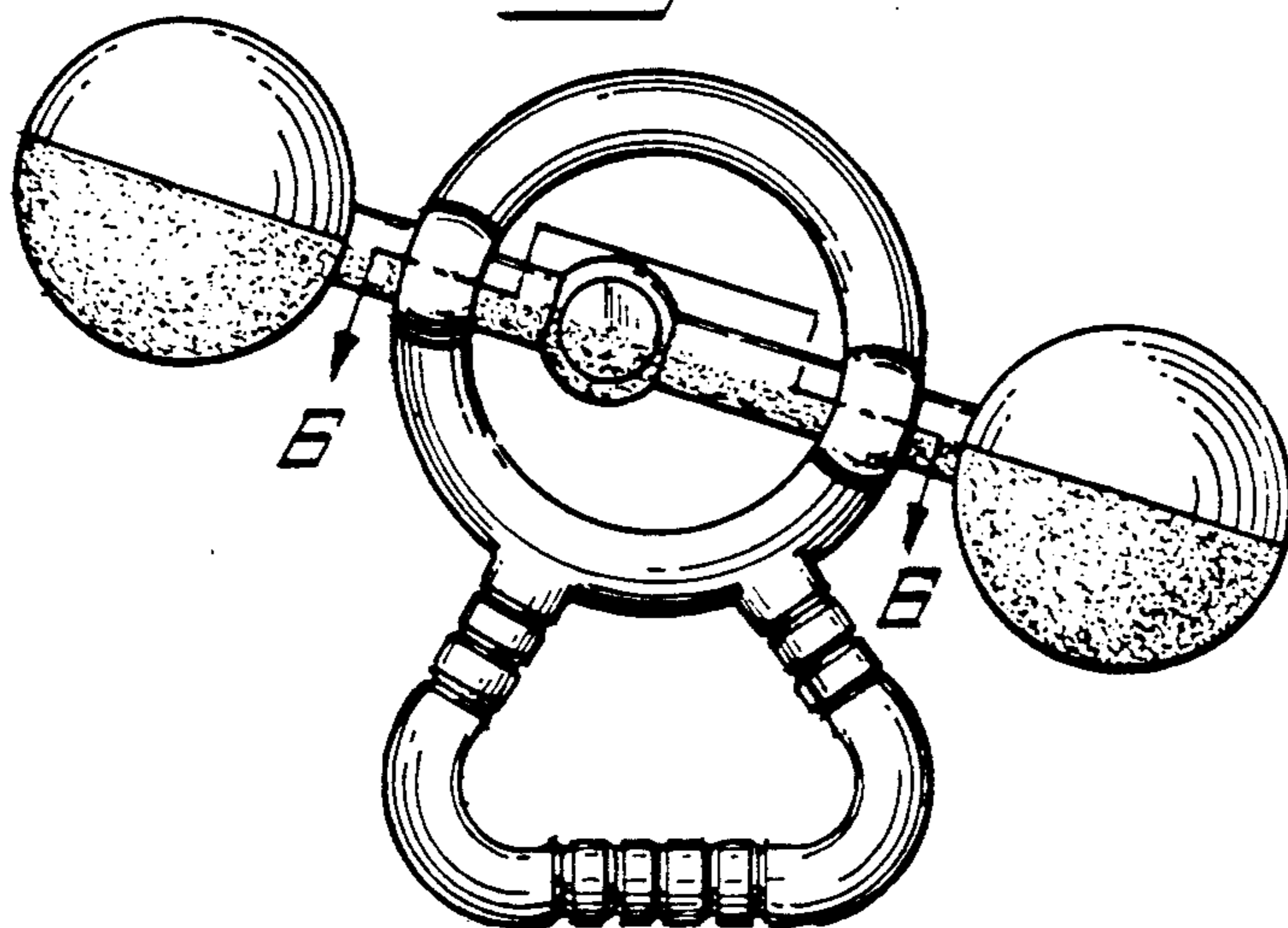


Fig. 4




Fig. 3

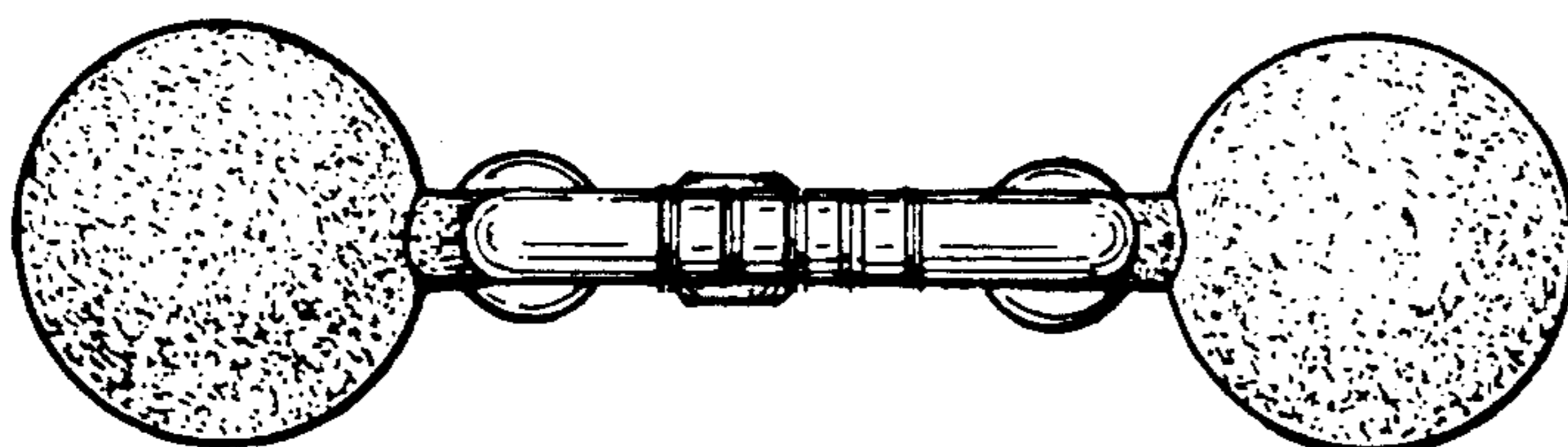


Fig. 6



Fig. 5

